



## Semester End Feedback

Academic Year: 2022-23

### MASTER OF BUSINESS ADMINISTRATION

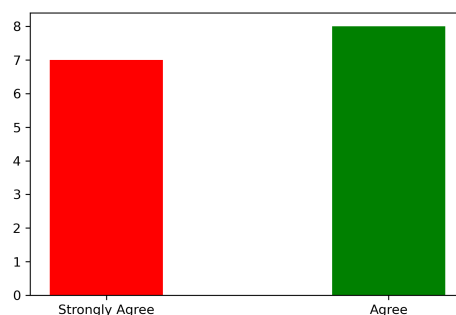
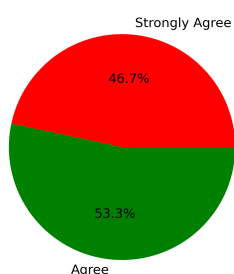
(First Year)

### Feedback on Academics

Total No. of Students participated in the survey: 15

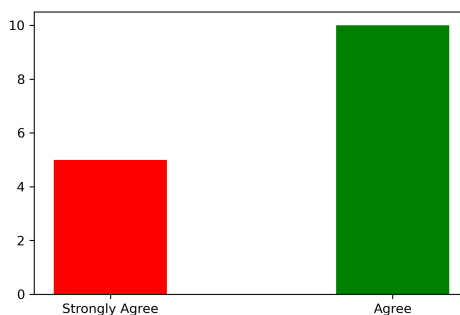
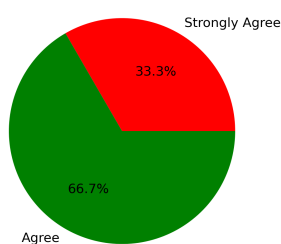
**1. You have acquired the knowledge and skill levels appropriate to the course.**

Strongly Agree [4] =46.67% Agree [3] =53.33% Disagree [2] =0 Not sure [1] =0



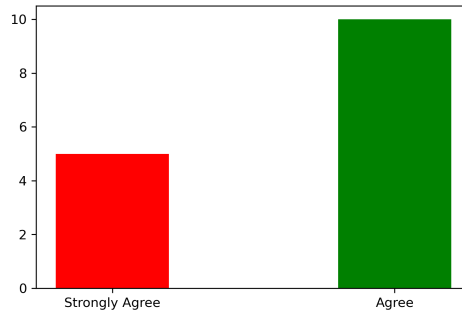
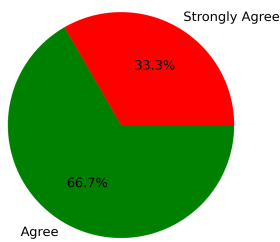
**2. You are able to use the knowledge and skills acquired to identify, formulate, investigate, analyze and solve business problems in a simulated or in a real-life environment.**

Strongly Agree [4] =33.33% Agree [3] =66.67% Disagree [2] =0 Not sure [1] =0



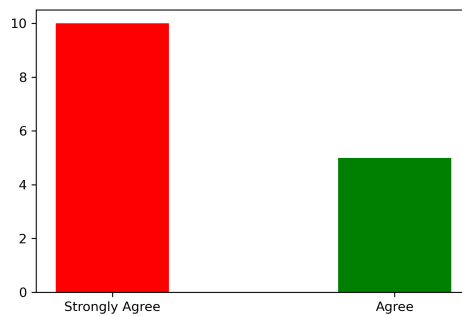
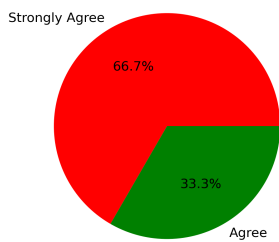
**3. You have the ability to design solutions to corporate problems using contemporary techniques, resources, and management tools learnt during the course.**

Strongly Agree [4] =33.33% Agree [3] =66.67% Disagree [2] =0 Not sure [1] =0



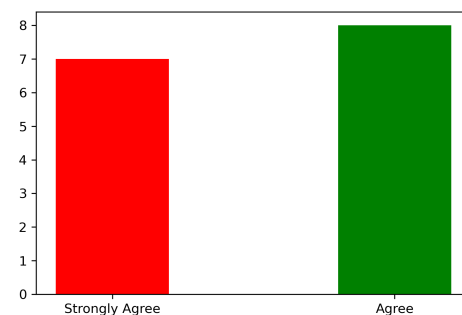
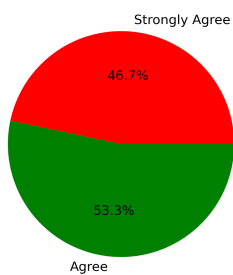
**4. The course has helped you to gain ability to work effectively as a member and a leader in teams.**

Strongly Agree [4] =66.67% Agree [3] =33.33% Disagree [2] =0 Not sure [1] =0



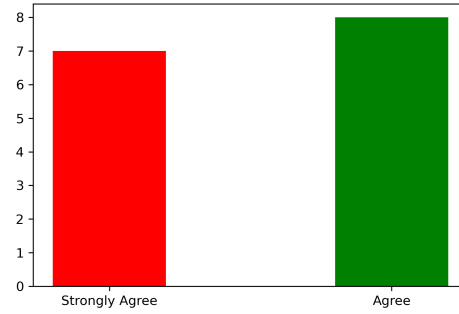
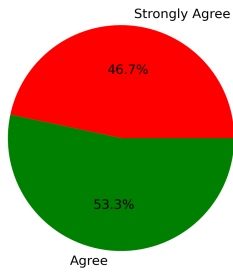
**5. The course has helped you to gain ability to communicate effectively with all the stakeholders as a part of your future job role as a manager.**

Strongly Agree [4] =46.67% Agree [3] =53.33% Disagree [2] =0 Not sure [1] =0



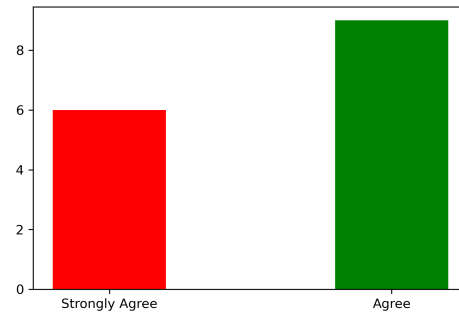
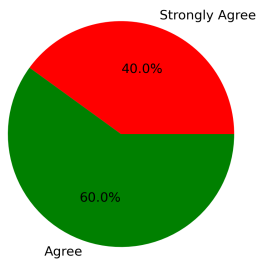
**6. The course has helped you to apply ethical principles and make ethical choices for the larger interest of Enterprise, Public and Society.**

Strongly Agree [4] =46.67% Agree [3] =53.33% Disagree [2] =0 Not sure [1] =0



**7. The course has helped you to engage in independent and life-long learning so that you may evolve as a responsible Corporate Leader.**

Strongly Agree [4] =40.0% Agree [3] =60.0% Disagree [2] =0 Not sure [1] =0



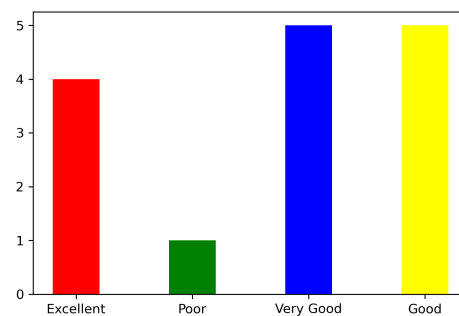
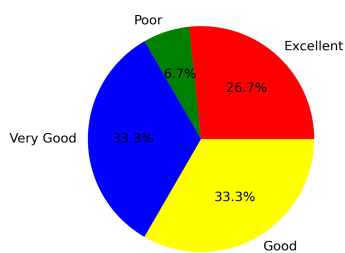
**Summary**

Strongly Agree: 44.76%  
 Agree: 55.24%  
 Disagree: 0.0%  
 Not Sure: 0.0%

**Feedback on Facilities**

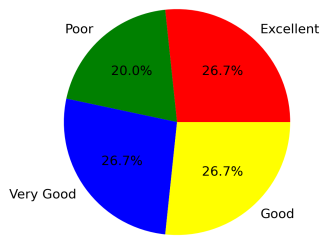
**1. Water facility**

Excellent [4] =26.67% Very Good [3] =33.33% Good [2] =33.33% Poor [1] =6.67%



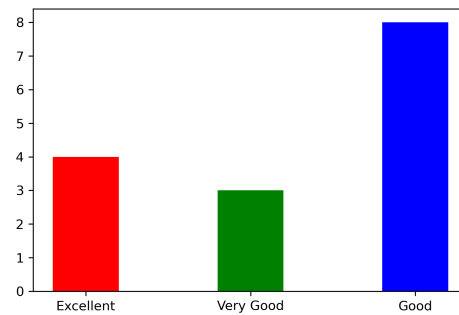
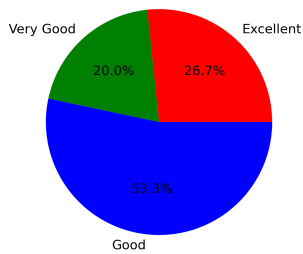
## 2. Cleanliness and Hygiene

Excellent [4] =26.67% Very Good [3] =26.67% Good [2] =26.67% Poor [1] =20.0%



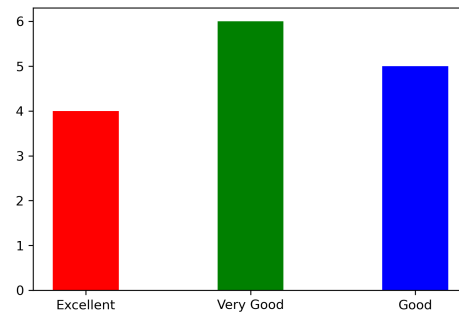
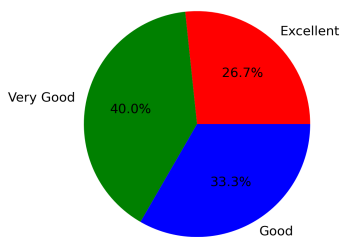
## 3. Canteen facility

Excellent [4] =26.67% Very Good [3] =20.0% Good [2] =53.33% Poor [1] =0



## 4. Internet facility

Excellent [4] =26.67% Very Good [3] =40.0% Good [2] =33.33% Poor [1] =0



---

## Summary

Excellent: 26.67%  
Very Good: 30.0%  
Good: 36.67%  
Poor: 6.67%

---

**This is a computer generated statement and does not require a signature.**