



## Semester End Feedback

Academic Year: 2022-23

### MECHANICAL ENGINEERING

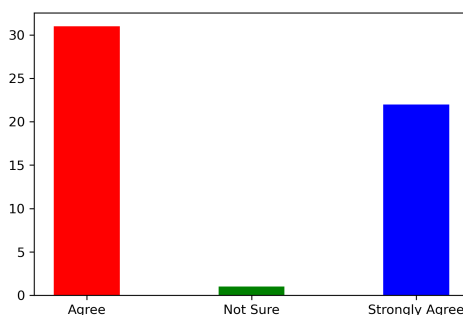
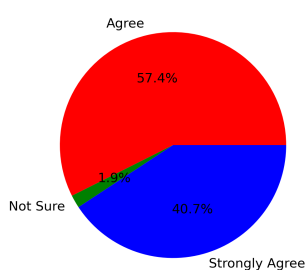
(Final Year)

### Feedback on Academics

Total No. of Students participated in the survey: 54

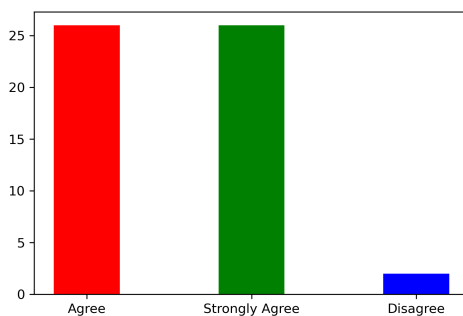
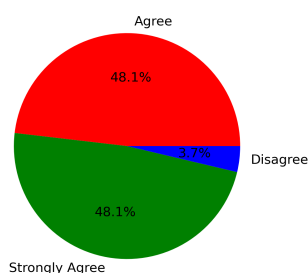
#### 1. Did you acquire any new technical or scientific knowledge?

Strongly Agree [4] =40.74% Agree [3] =57.41% Disagree [2] =0 Not sure [1] =1.85%



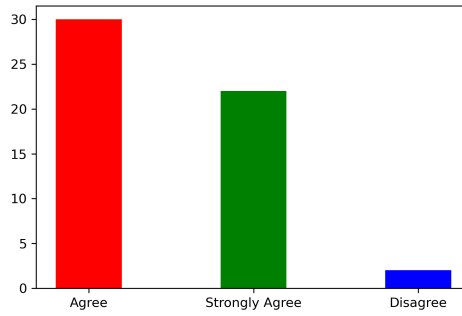
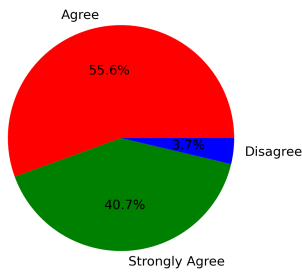
#### 2. Are you able to apply the knowledge and skills you gained in real life problem solving?

Strongly Agree [4] =48.15% Agree [3] =48.15% Disagree [2] =3.7% Not sure [1] =0



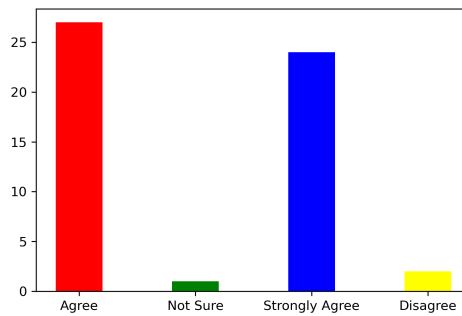
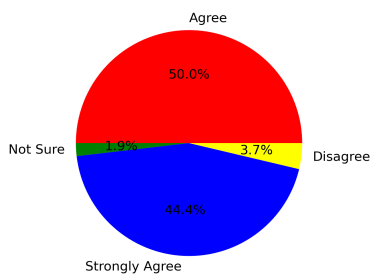
#### 3. Are the subjects you studied relevant to the current industry need?

Strongly Agree [4] =40.74% Agree [3] =55.56% Disagree [2] =3.7% Not sure [1] =0



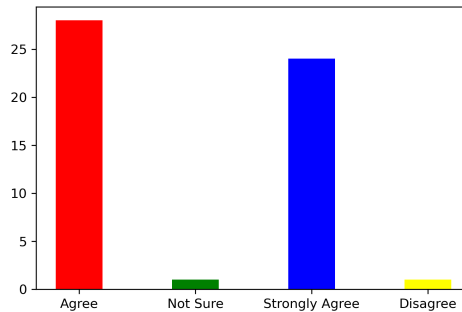
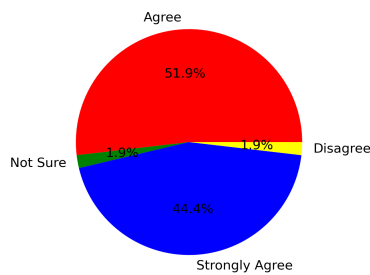
#### 4. Availability and adequacy of modern tools in the laboratories?

Strongly Agree [4] =44.44% Agree [3] =50.0% Disagree [2] =3.7% Not sure [1] =1.85%



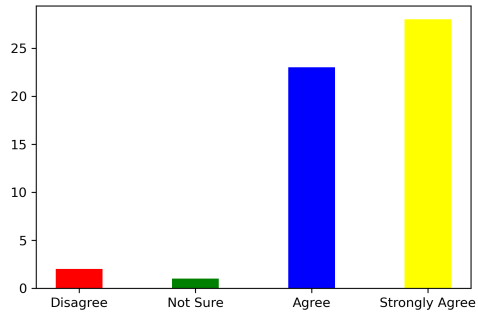
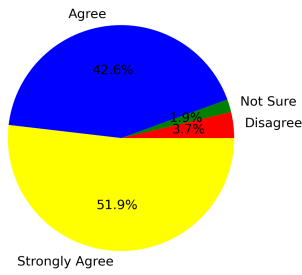
#### 5. Are the experiments/practical prescribed in the subjects/courses helpful for your future?

Strongly Agree [4] =44.44% Agree [3] =51.85% Disagree [2] =1.85% Not sure [1] =1.85%



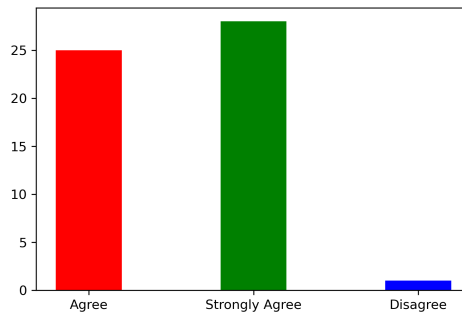
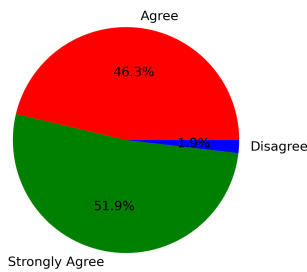
#### 6. How is the mentorship and counselling process in the department?

Strongly Agree [4] =51.85% Agree [3] =42.59% Disagree [2] =3.7% Not sure [1] =1.85%



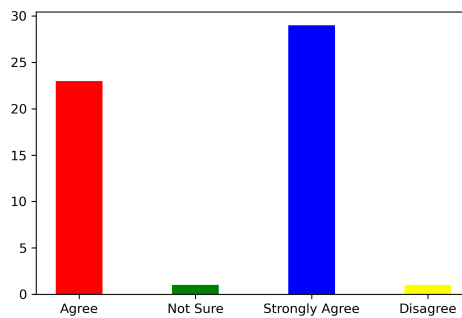
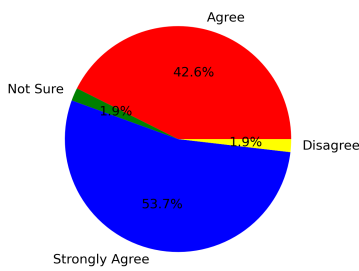
**7. How is the overall learning environment?**

Strongly Agree [4] =51.85% Agree [3] =46.3% Disagree [2] =1.85% Not sure [1] =0



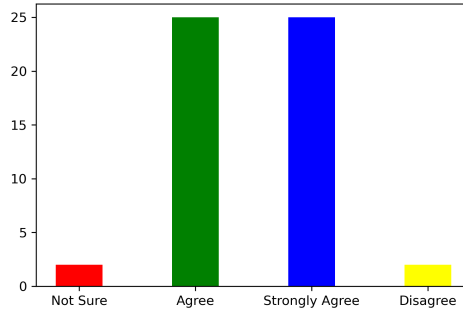
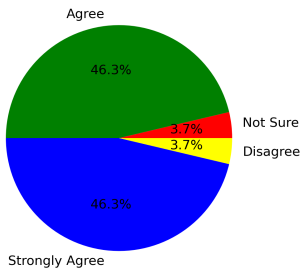
**8. Did you improve your communication skill?**

Strongly Agree [4] =53.7% Agree [3] =42.59% Disagree [2] =1.85% Not sure [1] =1.85%



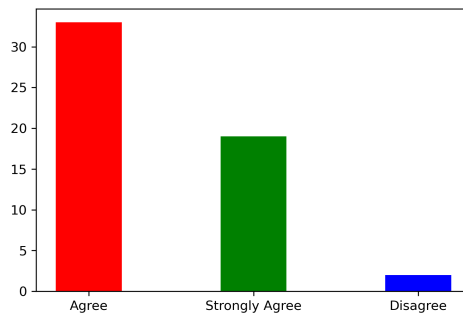
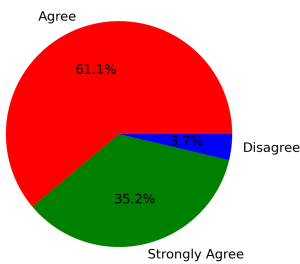
**9. Are the teachers able to demonstrate the required knowledge and skills?**

Strongly Agree [4] =46.3% Agree [3] =46.3% Disagree [2] =3.7% Not sure [1] =3.7%



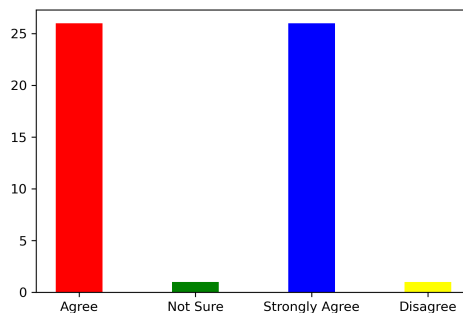
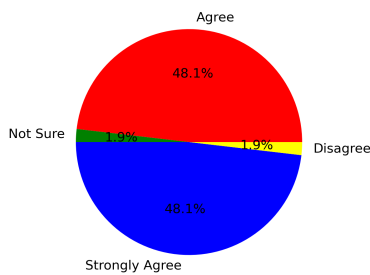
**10. Is the pedagogy used by the teachers effective and interesting?**

Strongly Agree [4] =35.19% Agree [3] =61.11% Disagree [2] =3.7% Not sure [1] =0



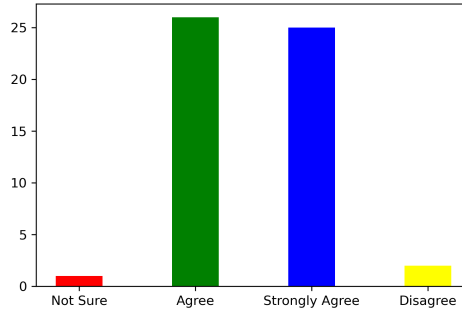
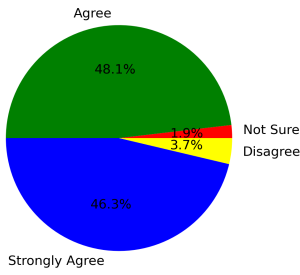
**11. Are the opportunities provided for cocurricular and extracurricular activities?**

Strongly Agree [4] =48.15% Agree [3] =48.15% Disagree [2] =1.85% Not sure [1] =1.85%



**12. Are events (workshop/seminar/webinar etc.) conducted for the holistic development of the students and to bridge industry-academia gap?**

Strongly Agree [4] =46.3% Agree [3] =48.15% Disagree [2] =3.7% Not sure [1] =1.85%



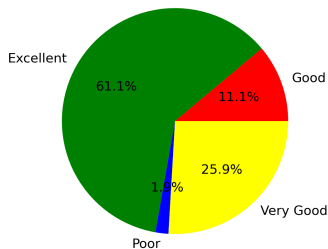
## Summary

Strongly Agree: 45.99%  
 Agree: 49.85%  
 Disagree: 2.78%  
 Not Sure: 1.39%

## Feedback on Facilities

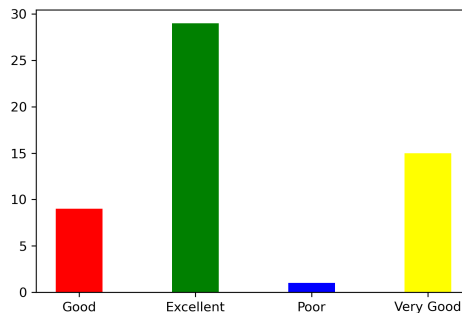
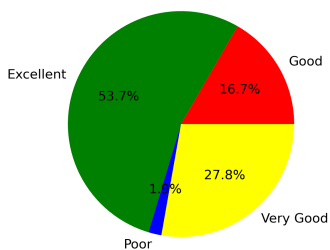
### 1. Laboratory facility

Excellent [4] =61.11% Very Good [3] =25.93% Good [2] =11.11% Poor [1] =1.85%



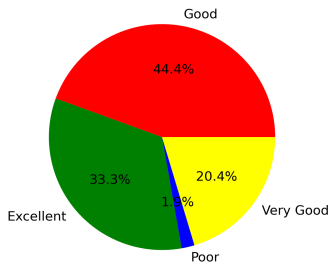
### 2. Library facility

Excellent [4] =53.7% Very Good [3] =27.78% Good [2] =16.67% Poor [1] =1.85%



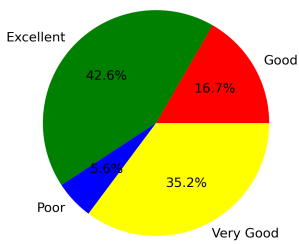
### 3. Hostel facility (if applicable)

Excellent [4] =33.33% Very Good [3] =20.37% Good [2] =44.44% Poor [1] =1.85%



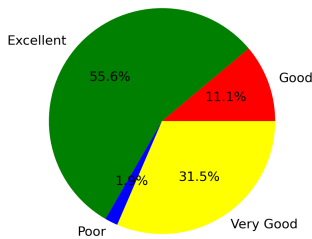
#### 4. Sports facility

Excellent [4] =42.59% Very Good [3] =35.19% Good [2] =16.67% Poor [1] =5.56%



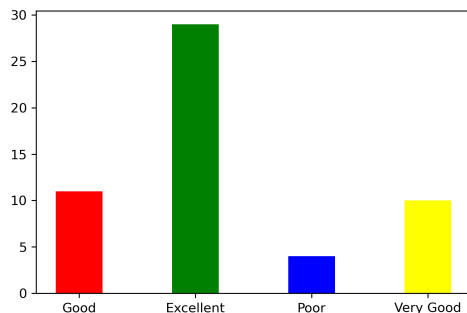
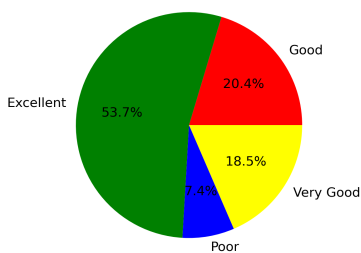
#### 5. Water facility

Excellent [4] =55.56% Very Good [3] =31.48% Good [2] =11.11% Poor [1] =1.85%



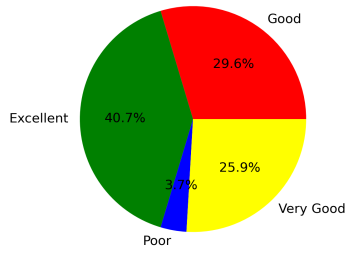
#### 6. Cleanliness and Hygiene

Excellent [4] =53.7% Very Good [3] =18.52% Good [2] =20.37% Poor [1] =7.41%



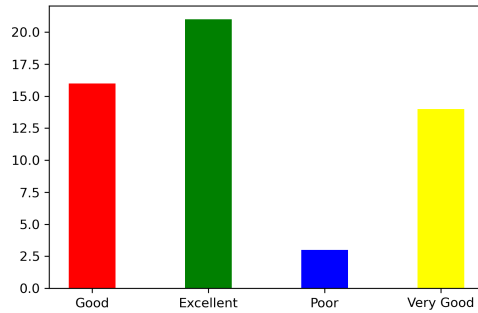
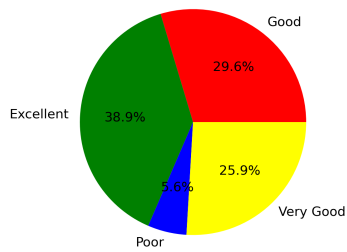
#### 7. Canteen facility

Excellent [4] =40.74% Very Good [3] =25.93% Good [2] =29.63% Poor [1] =3.7%



### 8. Internet facility

Excellent [4] =38.89% Very Good [3] =25.93% Good [2] =29.63% Poor [1] =5.56%



---

### Summary

Excellent: 47.45%  
Very Good: 26.39%  
Good: 22.45%  
Poor: 3.7%

---

**This is a computer generated statement and does not require a signature.**