



## Semester End Feedback

Academic Year: 2022-23

### INFORMATION TECHNOLOGY

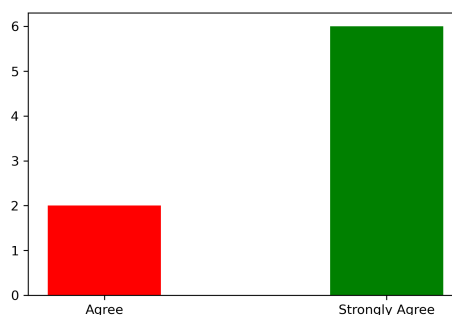
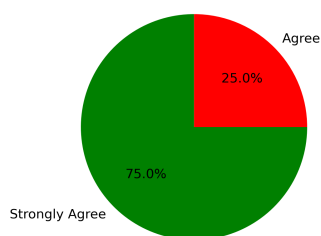
(Final Year)

#### Feedback on Academics

Total No. of Students participated in the survey: 8

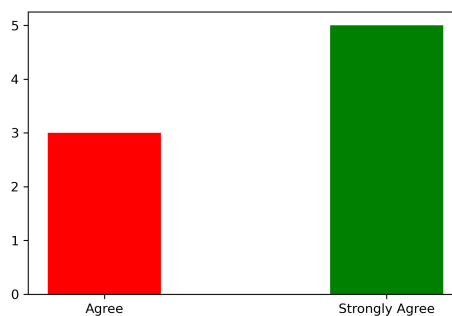
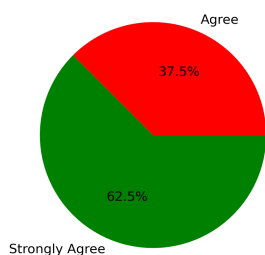
##### 1. Did you acquire any new technical or scientific knowledge?

Strongly Agree [4] =75.0% Agree [3] =25.0% Disagree [2] =0 Not sure [1] =0



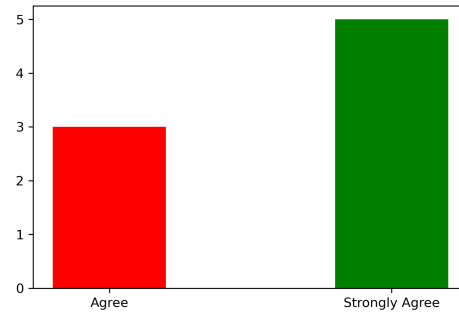
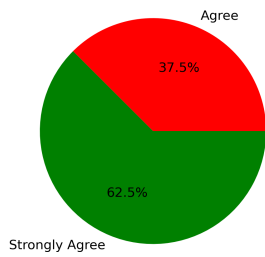
##### 2. Are you able to apply the knowledge and skills you gained in real life problem solving?

Strongly Agree [4] =62.5% Agree [3] =37.5% Disagree [2] =0 Not sure [1] =0



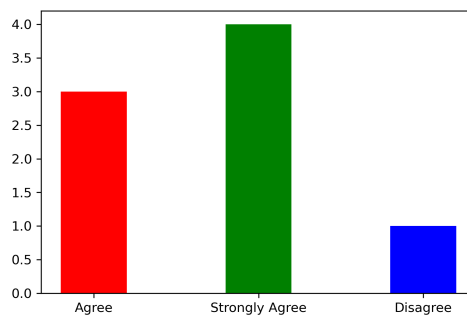
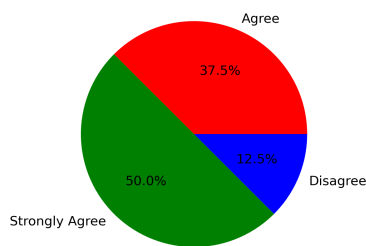
##### 3. Are the subjects you studied relevant to the current industry need?

Strongly Agree [4] =62.5% Agree [3] =37.5% Disagree [2] =0 Not sure [1] =0



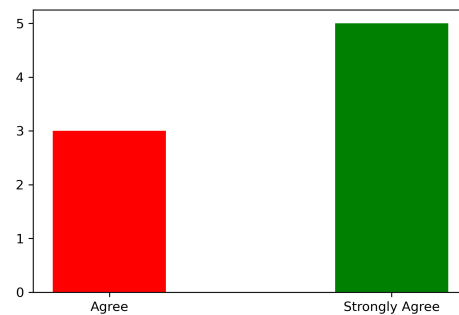
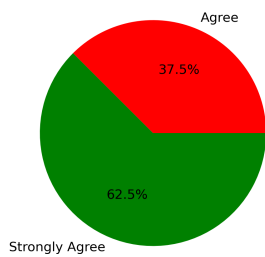
#### 4. Availability and adequacy of modern tools in the laboratories?

Strongly Agree [4] =50.0% Agree [3] =37.5% Disagree [2] =12.5% Not sure [1] =0



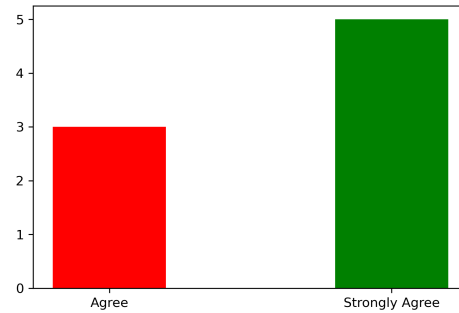
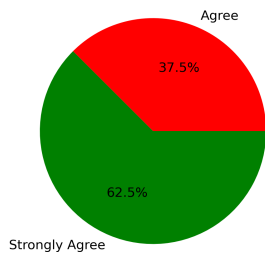
#### 5. Are the experiments/practical prescribed in the subjects/courses helpful for your future?

Strongly Agree [4] =62.5% Agree [3] =37.5% Disagree [2] =0 Not sure [1] =0



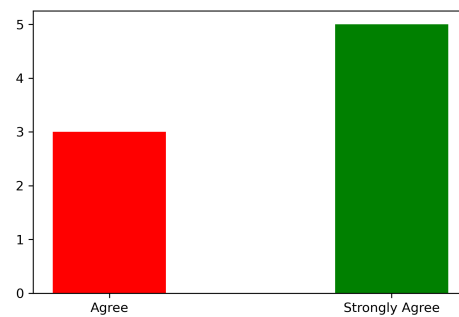
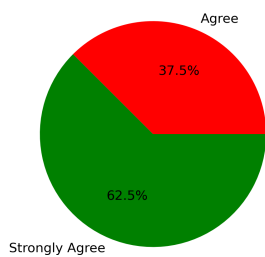
#### 6. How is the mentorship and counselling process in the department?

Strongly Agree [4] =62.5% Agree [3] =37.5% Disagree [2] =0 Not sure [1] =0



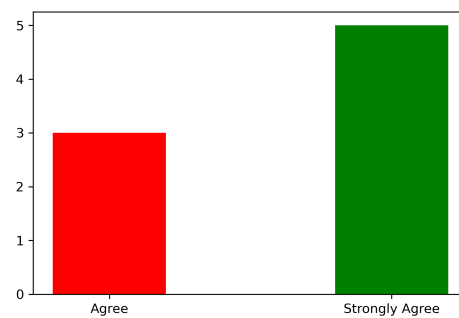
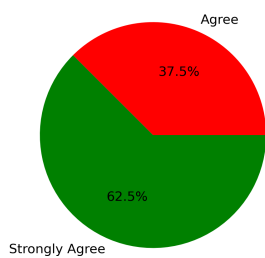
### 7. How is the overall learning environment?

Strongly Agree [4] =62.5% Agree [3] =37.5% Disagree [2] =0 Not sure [1] =0



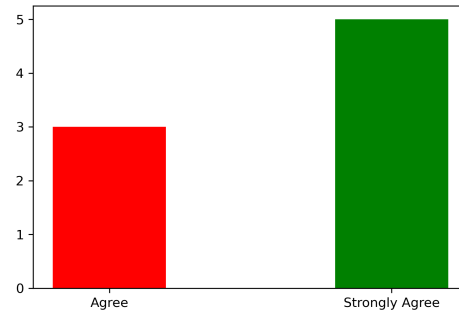
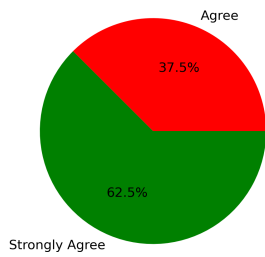
### 8. Did you improve your communication skill?

Strongly Agree [4] =62.5% Agree [3] =37.5% Disagree [2] =0 Not sure [1] =0



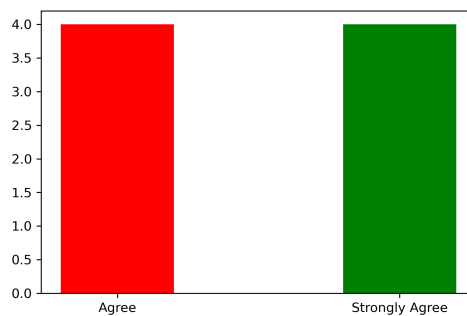
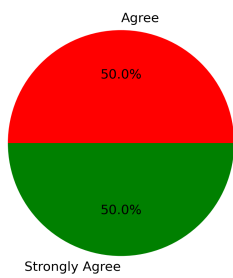
### 9. Are the teachers able to demonstrate the required knowledge and skills?

Strongly Agree [4] =62.5% Agree [3] =37.5% Disagree [2] =0 Not sure [1] =0



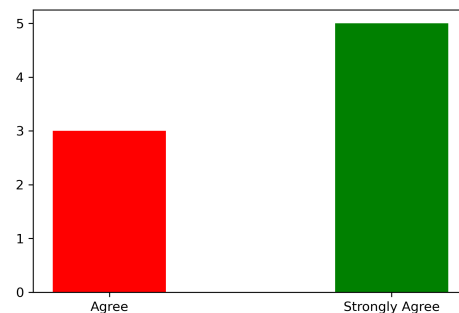
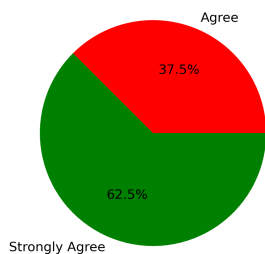
**10. Is the pedagogy used by the teachers effective and interesting?**

Strongly Agree [4] =50.0% Agree [3] =50.0% Disagree [2] =0 Not sure [1] =0



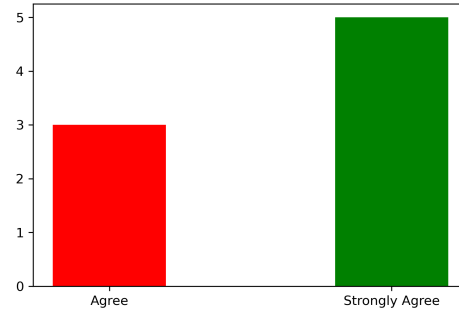
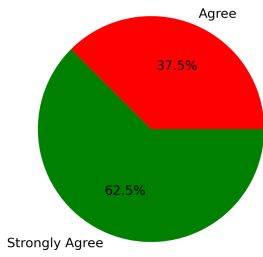
**11. Are the opportunities provided for cocurricular and extracurricular activities?**

Strongly Agree [4] =62.5% Agree [3] =37.5% Disagree [2] =0 Not sure [1] =0



**12. Are events (workshop/seminar/webinar etc.) conducted for the holistic development of the students and to bridge industry-academia gap?**

Strongly Agree [4] =62.5% Agree [3] =37.5% Disagree [2] =0 Not sure [1] =0



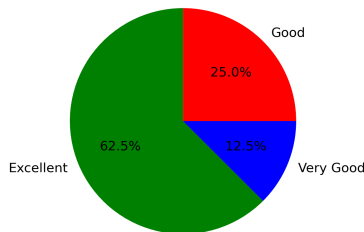
## Summary

Strongly Agree: 61.46%  
 Agree: 37.5%  
 Disagree: 1.04%  
 Not Sure: 0.0%

## Feedback on Facilities

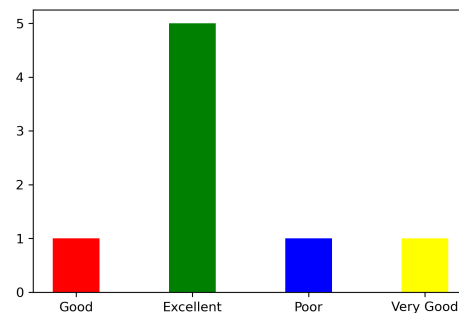
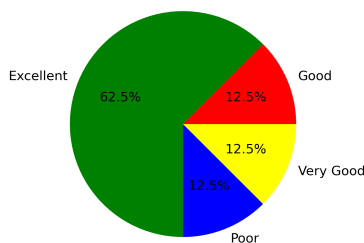
### 1. Laboratory facility

Excellent [4] =62.5% Very Good [3] =12.5% Good [2] =25.0% Poor [1] =0



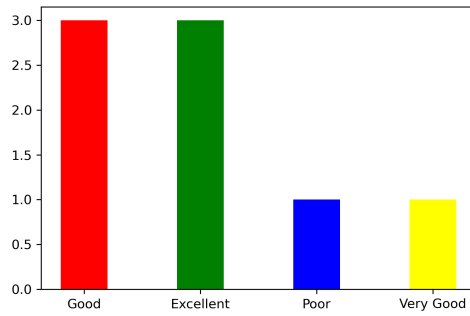
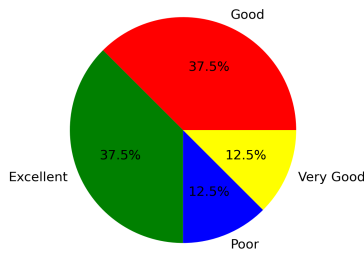
### 2. Library facility

Excellent [4] =62.5% Very Good [3] =12.5% Good [2] =12.5% Poor [1] =12.5%



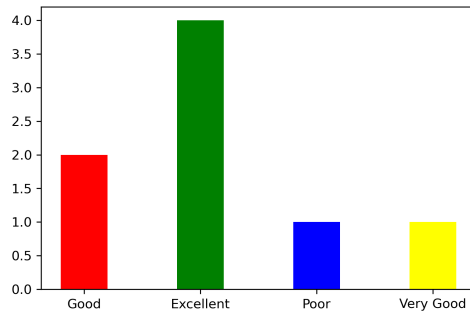
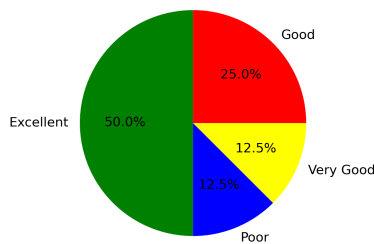
### 3. Hostel facility (if applicable)

Excellent [4] =37.5% Very Good [3] =12.5% Good [2] =37.5% Poor [1] =12.5%



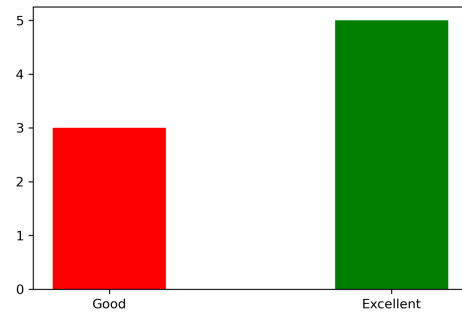
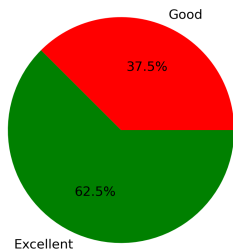
#### 4. Sports facility

Excellent [4] =50.0% Very Good [3] =12.5% Good [2] =25.0% Poor [1] =12.5%



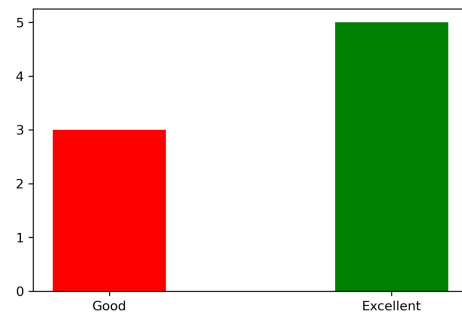
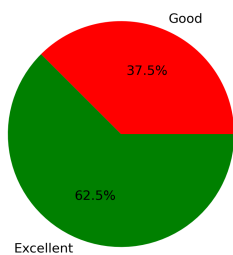
#### 5. Water facility

Excellent [4] =62.5% Very Good [3] =0 Good [2] =37.5% Poor [1] =0



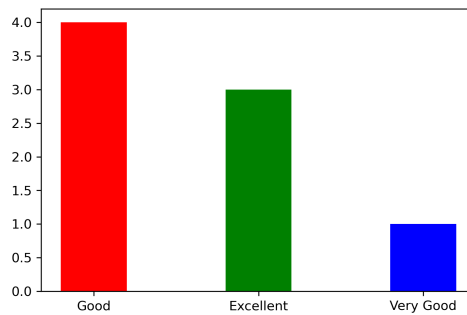
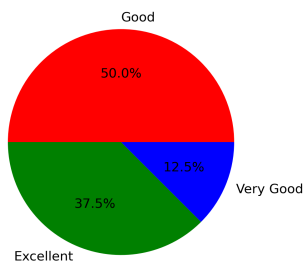
#### 6. Cleanliness and Hygiene

Excellent [4] =62.5% Very Good [3] =0 Good [2] =37.5% Poor [1] =0



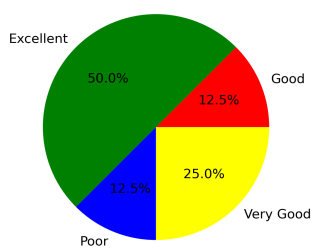
#### 7. Canteen facility

Excellent [4] =37.5% Very Good [3] =12.5% Good [2] =50.0% Poor [1] =0



## 8. Internet facility

Excellent [4] =50.0% Very Good [3] =25.0% Good [2] =12.5% Poor [1] =12.5%



---

## Summary

Excellent: 53.12%  
Very Good: 10.94%  
Good: 29.69%  
Poor: 6.25%

---

**This is a computer generated statement and does not require a signature.**