



Semester End Feedback

Academic Year: 2022-23

COMPUTER SCIENCE ENGINEERING

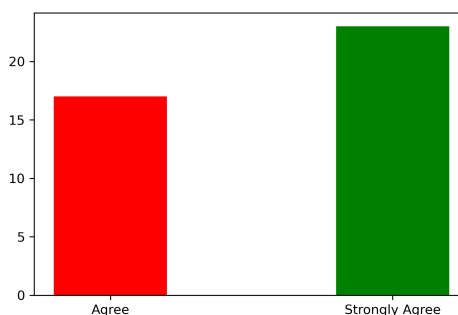
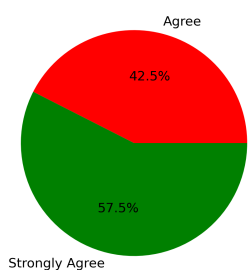
(Final Year)

Feedback on Academics

Total No. of Students participated in the survey: 40

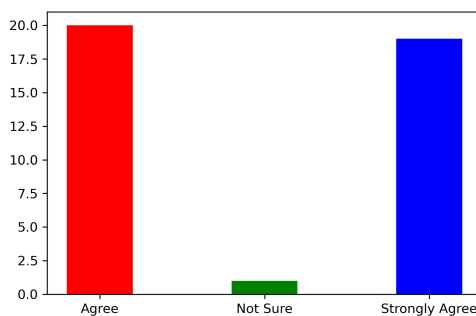
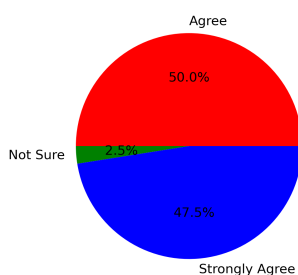
1. Did you acquire any new technical or scientific knowledge?

Strongly Agree [4] =57.5% Agree [3] =42.5% Disagree [2] =0 Not sure [1] =0



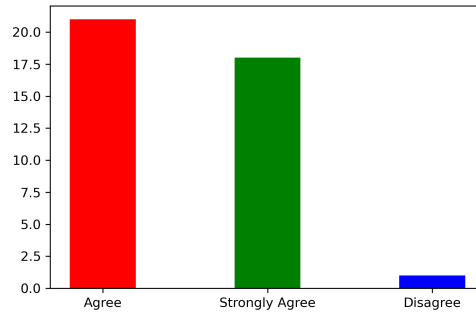
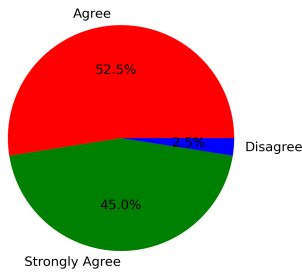
2. Are you able to apply the knowledge and skills you gained in real life problem solving?

Strongly Agree [4] =47.5% Agree [3] =50.0% Disagree [2] =0 Not sure [1] =2.5%



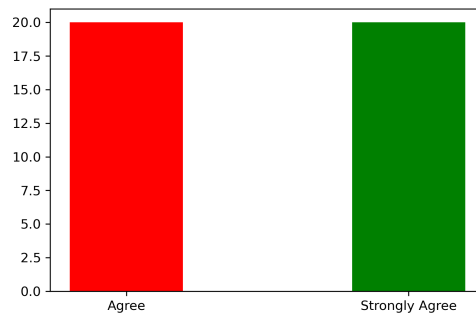
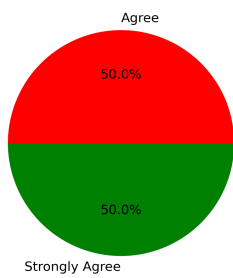
3. Are the subjects you studied relevant to the current industry need?

Strongly Agree [4] =45.0% Agree [3] =52.5% Disagree [2] =2.5% Not sure [1] =0



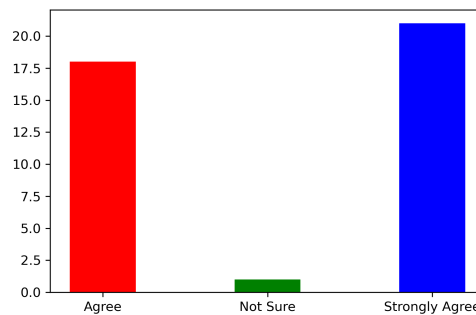
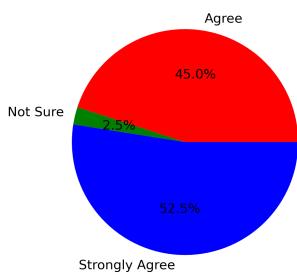
4. Availability and adequacy of modern tools in the laboratories?

Strongly Agree [4] =50.0% Agree [3] =50.0% Disagree [2] =0 Not sure [1] =0



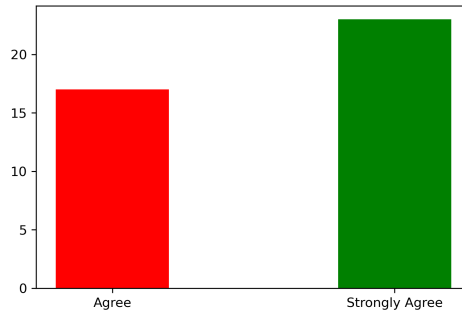
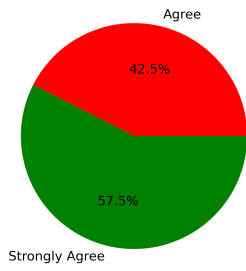
5. Are the experiments/practical prescribed in the subjects/courses helpful for your future?

Strongly Agree [4] =52.5% Agree [3] =45.0% Disagree [2] =0 Not sure [1] =2.5%



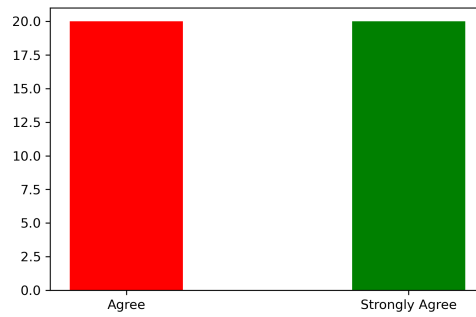
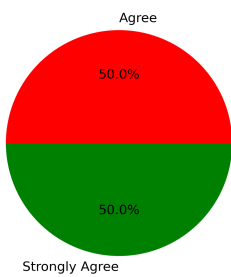
6. How is the mentorship and counselling process in the department?

Strongly Agree [4] =57.5% Agree [3] =42.5% Disagree [2] =0 Not sure [1] =0



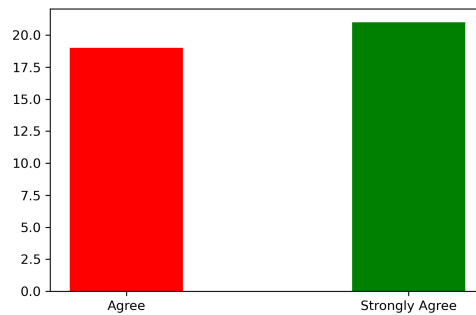
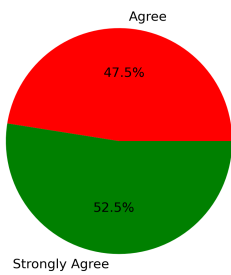
7. How is the overall learning environment?

Strongly Agree [4] =50.0% Agree [3] =50.0% Disagree [2] =0 Not sure [1] =0



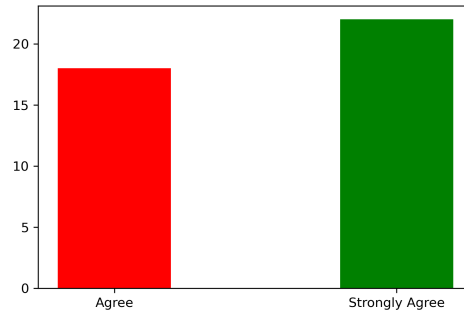
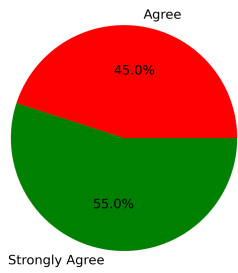
8. Did you improve your communication skill?

Strongly Agree [4] =52.5% Agree [3] =47.5% Disagree [2] =0 Not sure [1] =0



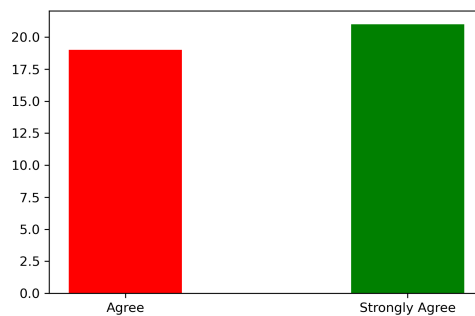
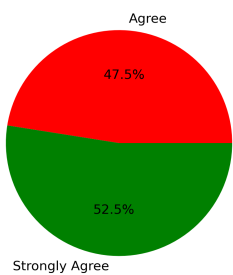
9. Are the teachers able to demonstrate the required knowledge and skills?

Strongly Agree [4] =55.0% Agree [3] =45.0% Disagree [2] =0 Not sure [1] =0



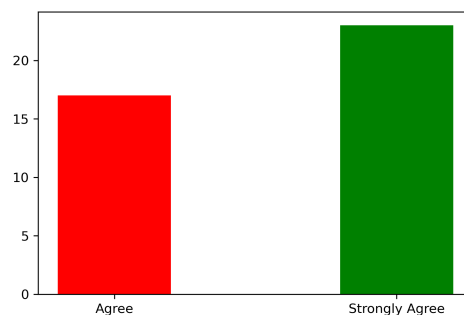
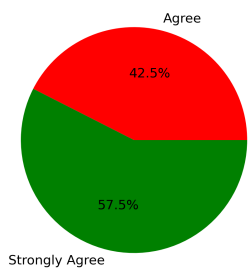
10. Is the pedagogy used by the teachers effective and interesting?

Strongly Agree [4] =52.5% Agree [3] =47.5% Disagree [2] =0 Not sure [1] =0



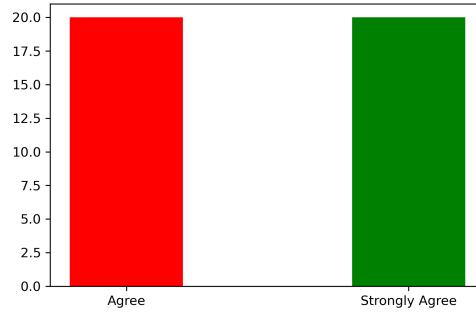
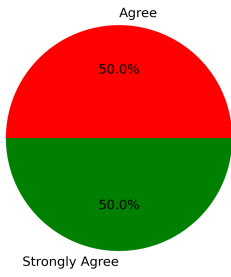
11. Are the opportunities provided for cocurricular and extracurricular activities?

Strongly Agree [4] =57.5% Agree [3] =42.5% Disagree [2] =0 Not sure [1] =0



12. Are events (workshop/seminar/webinar etc.) conducted for the holistic development of the students and to bridge industry-academia gap?

Strongly Agree [4] =50.0% Agree [3] =50.0% Disagree [2] =0 Not sure [1] =0



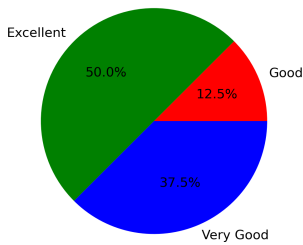
Summary

Strongly Agree: 52.29%
 Agree: 47.08%
 Disagree: 0.21%
 Not Sure: 0.42%

Feedback on Facilities

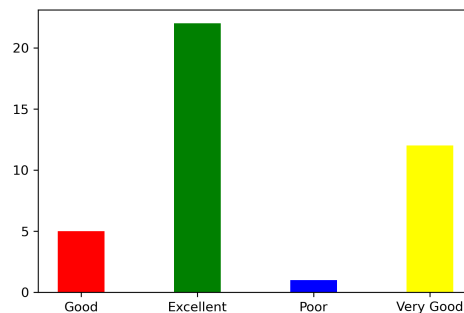
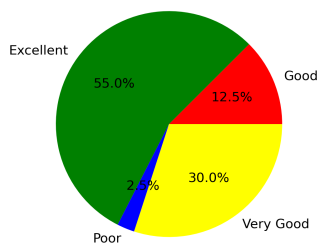
1. Laboratory facility

Excellent [4] =50.0% Very Good [3] =37.5% Good [2] =12.5% Poor [1] =0



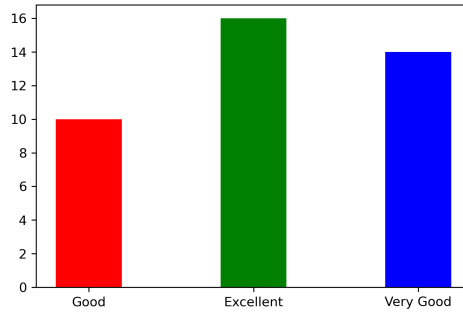
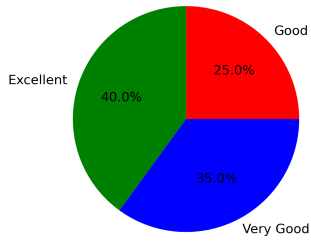
2. Library facility

Excellent [4] =55.0% Very Good [3] =30.0% Good [2] =12.5% Poor [1] =2.5%



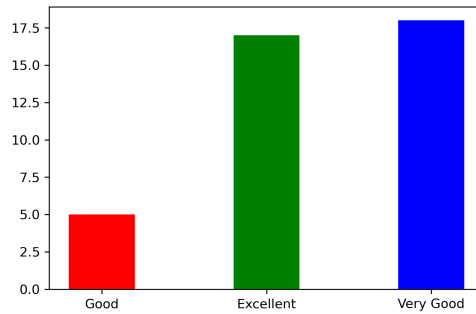
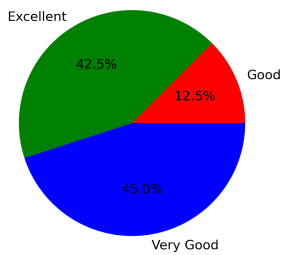
3. Hostel facility (if applicable)

Excellent [4] =40.0% Very Good [3] =35.0% Good [2] =25.0% Poor [1] =0



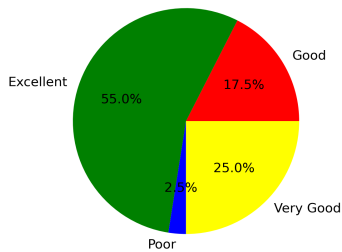
4. Sports facility

Excellent [4] =42.5% Very Good [3] =45.0% Good [2] =12.5% Poor [1] =0



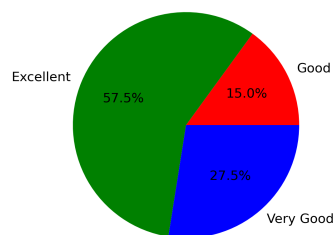
5. Water facility

Excellent [4] =55.0% Very Good [3] =25.0% Good [2] =17.5% Poor [1] =2.5%



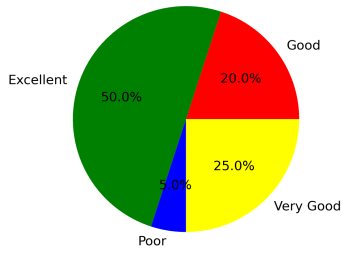
6. Cleanliness and Hygiene

Excellent [4] =57.5% Very Good [3] =27.5% Good [2] =15.0% Poor [1] =0



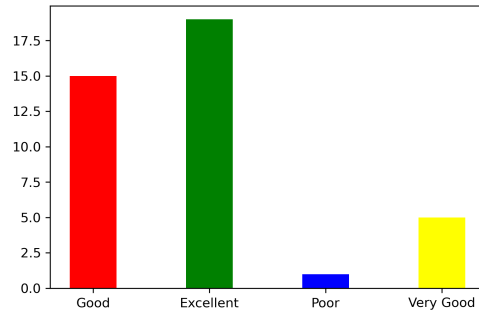
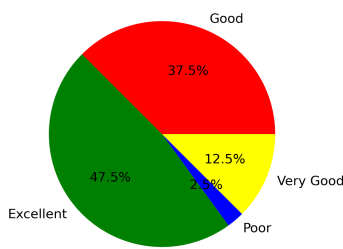
7. Canteen facility

Excellent [4] =50.0% Very Good [3] =25.0% Good [2] =20.0% Poor [1] =5.0%



8. Internet facility

Excellent [4] =47.5% Very Good [3] =12.5% Good [2] =37.5% Poor [1] =2.5%



Summary

Excellent: 49.69%
Very Good: 29.69%
Good: 19.06%
Poor: 1.56%

This is a computer generated statement and does not require a signature.