



Semester End Feedback

Academic Year: 2022-23

CIVIL ENGINEERING

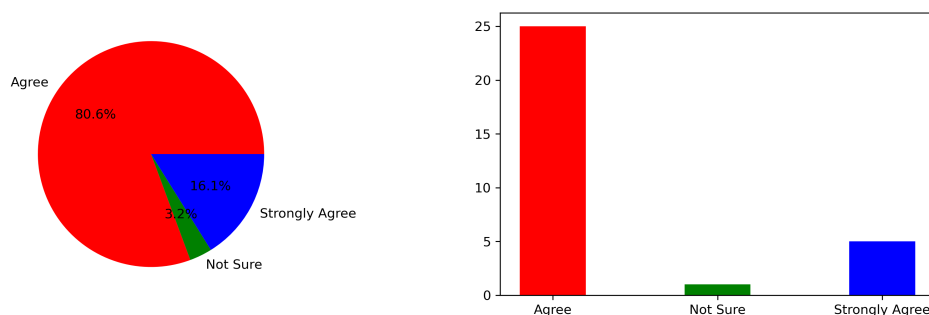
(Final Year)

Feedback on Academics

Total No. of Students participated in the survey: 31

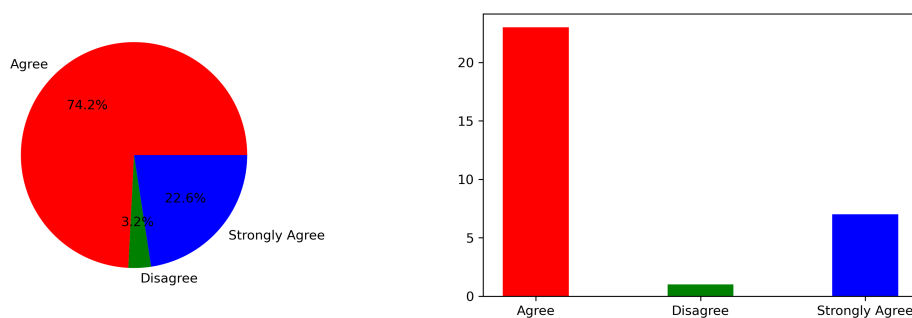
1. Did you acquire any new technical or scientific knowledge?

Strongly Agree [4] =16.13% Agree [3] =80.65% Disagree [2] =0 Not sure [1] =3.23%



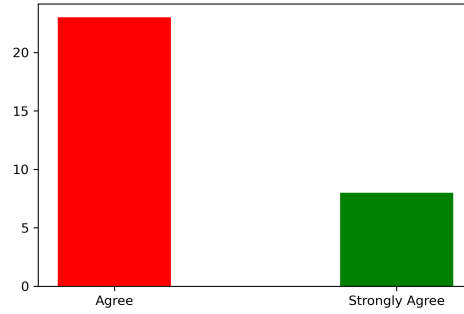
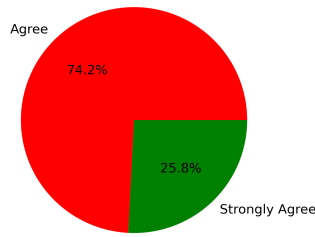
2. Are you able to apply the knowledge and skills you gained in real life problem solving?

Strongly Agree [4] =22.58% Agree [3] =74.19% Disagree [2] =3.23% Not sure [1] =0



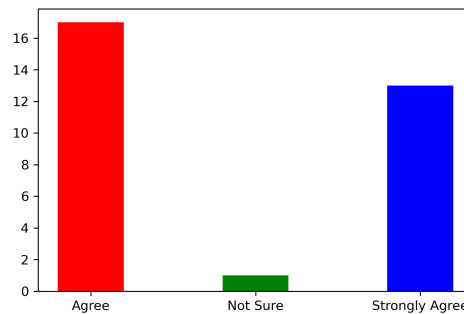
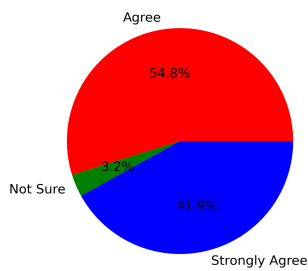
3. Are the subjects you studied relevant to the current industry need?

Strongly Agree [4] =25.81% Agree [3] =74.19% Disagree [2] =0 Not sure [1] =0



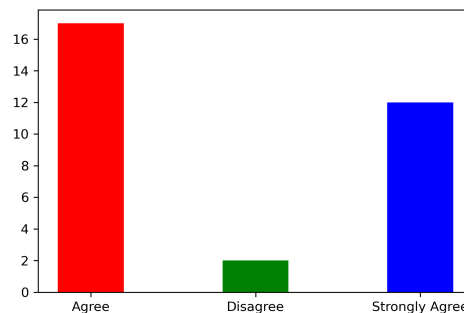
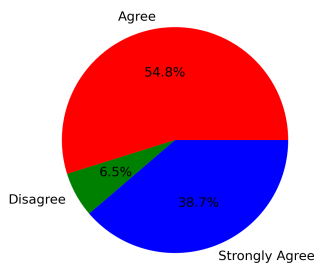
4. Availability and adequacy of modern tools in the laboratories?

Strongly Agree [4] =41.94% Agree [3] =54.84% Disagree [2] =0 Not sure [1] =3.23%



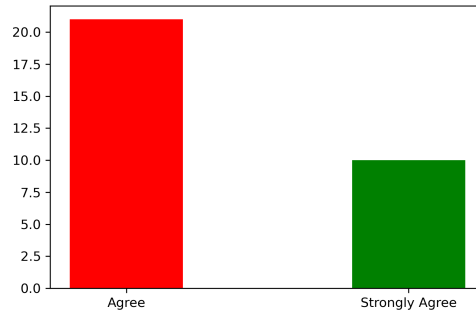
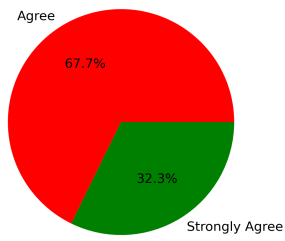
5. Are the experiments/practical prescribed in the subjects/courses helpful for your future?

Strongly Agree [4] =38.71% Agree [3] =54.84% Disagree [2] =6.45% Not sure [1] =0



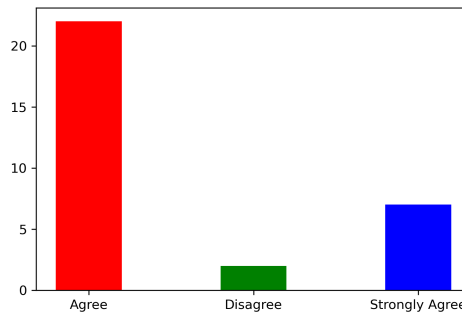
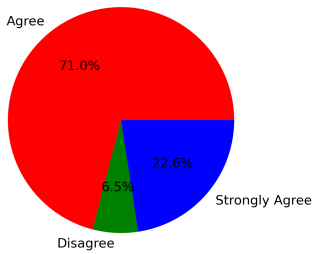
6. How is the mentorship and counselling process in the department?

Strongly Agree [4] =32.26% Agree [3] =67.74% Disagree [2] =0 Not sure [1] =0



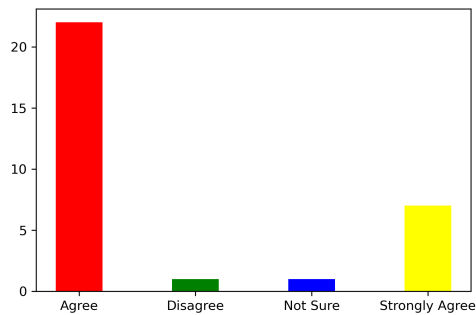
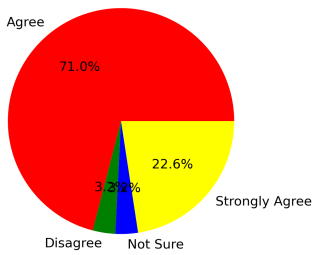
7. How is the overall learning environment?

Strongly Agree [4] =22.58% Agree [3] =70.97% Disagree [2] =6.45% Not sure [1] =0



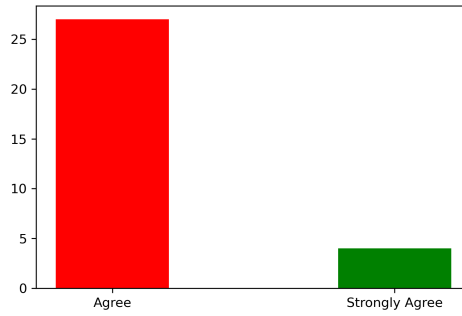
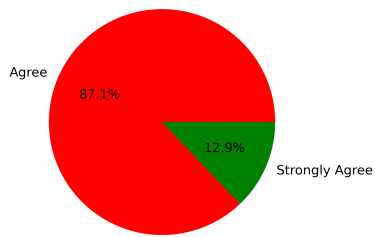
8. Did you improve your communication skill?

Strongly Agree [4] =22.58% Agree [3] =70.97% Disagree [2] =3.23% Not sure [1] =3.23%



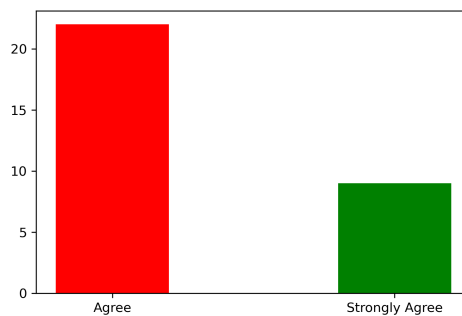
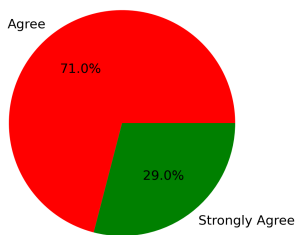
9. Are the teachers able to demonstrate the required knowledge and skills?

Strongly Agree [4] =12.9% Agree [3] =87.1% Disagree [2] =0 Not sure [1] =0



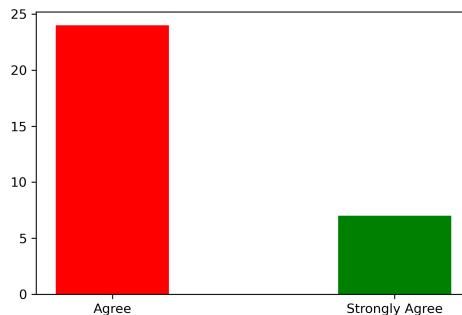
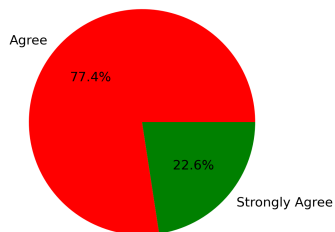
10. Is the pedagogy used by the teachers effective and interesting?

Strongly Agree [4] =29.03% Agree [3] =70.97% Disagree [2] =0 Not sure [1] =0



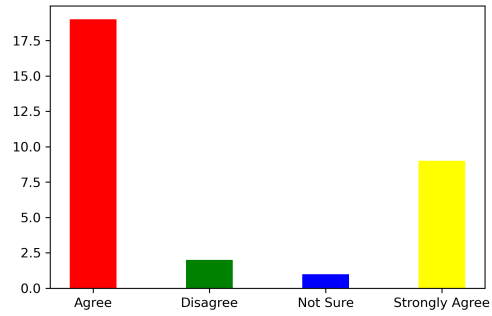
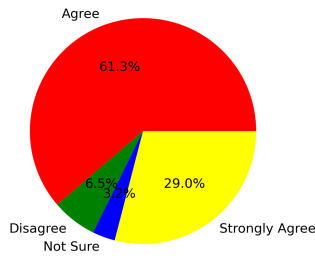
11. Are the opportunities provided for cocurricular and extracurricular activities?

Strongly Agree [4] =22.58% Agree [3] =77.42% Disagree [2] =0 Not sure [1] =0



12. Are events (workshop/seminar/webinar etc.) conducted for the holistic development of the students and to bridge industry-academia gap?

Strongly Agree [4] =29.03% Agree [3] =61.29% Disagree [2] =6.45% Not sure [1] =3.23%



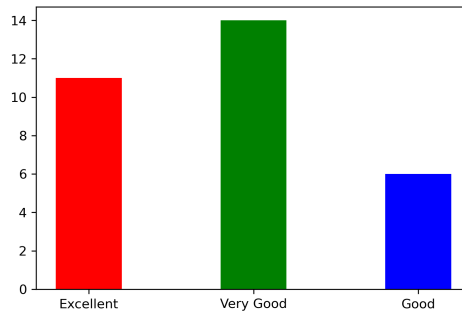
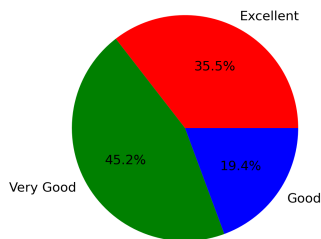
Summary

Strongly Agree: 26.34%
 Agree: 70.43%
 Disagree: 2.15%
 Not Sure: 1.08%

Feedback on Facilities

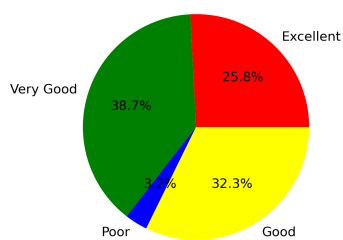
1. Laboratory facility

Excellent [4] =35.48% Very Good [3] =45.16% Good [2] =19.35% Poor [1] =0



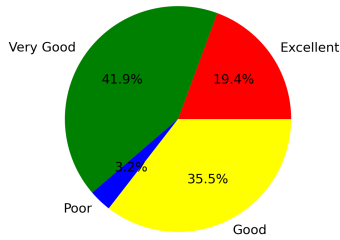
2. Library facility

Excellent [4] =25.81% Very Good [3] =38.71% Good [2] =32.26% Poor [1] =3.23%



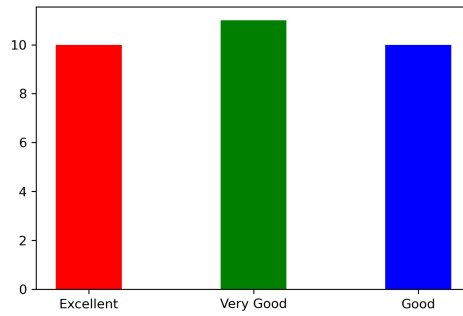
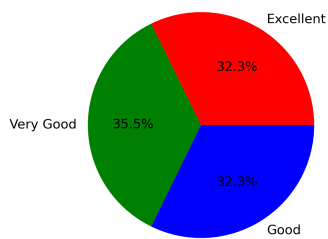
3. Hostel facility (if applicable)

Excellent [4] =19.35% Very Good [3] =41.94% Good [2] =35.48% Poor [1] =3.23%



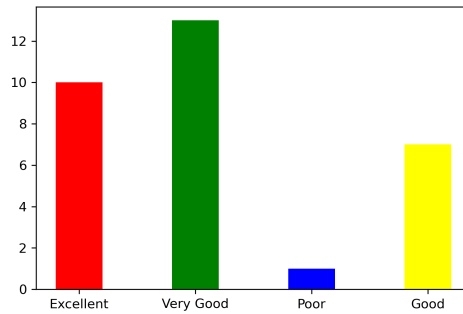
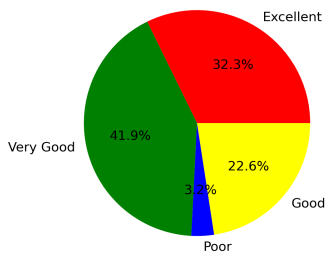
4. Sports facility

Excellent [4] =32.26% Very Good [3] =35.48% Good [2] =32.26% Poor [1] =0



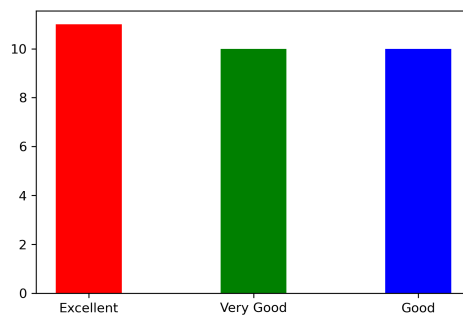
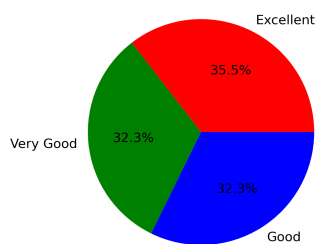
5. Water facility

Excellent [4] =32.26% Very Good [3] =41.94% Good [2] =22.58% Poor [1] =3.23%



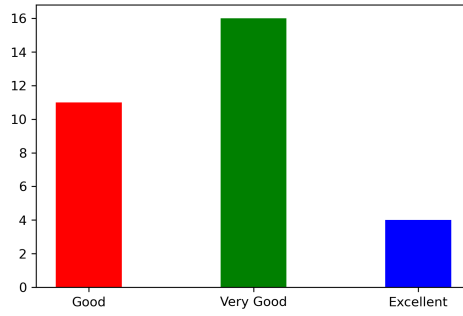
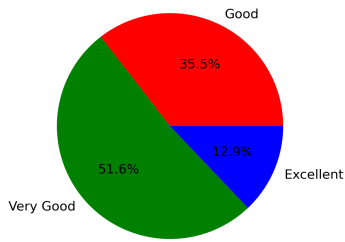
6. Cleanliness and Hygiene

Excellent [4] =35.48% Very Good [3] =32.26% Good [2] =32.26% Poor [1] =0



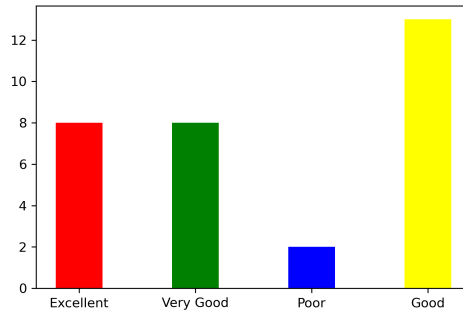
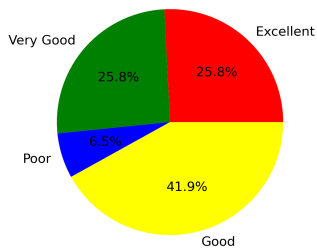
7. Canteen facility

Excellent [4] =12.9% Very Good [3] =51.61% Good [2] =35.48% Poor [1] =0



8. Internet facility

Excellent [4] =25.81% Very Good [3] =25.81% Good [2] =41.94% Poor [1] =6.45%



Summary

Excellent: 27.42%
Very Good: 39.11%
Good: 31.45%
Poor: 2.02%

This is a computer generated statement and does not require a signature.