



## Semester End Feedback

Academic Year: 2022-23

### INFORMATION TECHNOLOGY

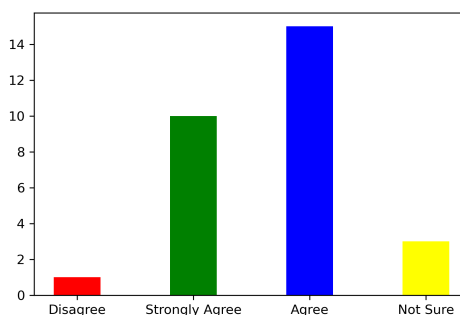
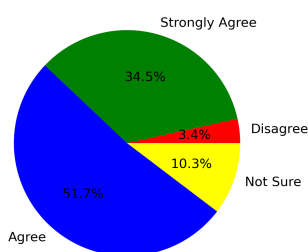
(First Year)

#### Feedback on Academics

Total No. of Students participated in the survey: 29

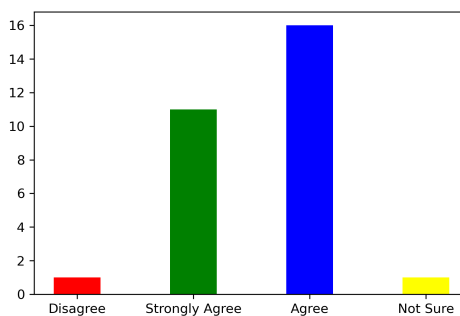
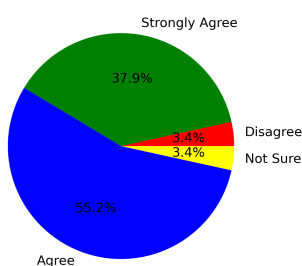
#### 1. Did you acquire any new technical or scientific knowledge?

Strongly Agree [4] = 0 Agree [3] = 51.72% Disagree [2] = 3.45% Not sure [1] = 10.34%



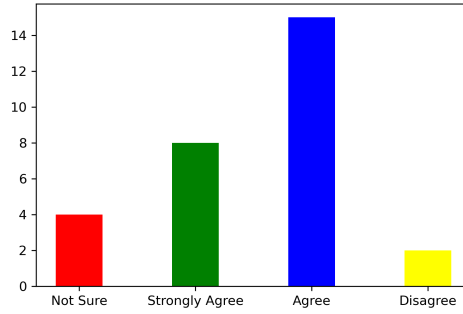
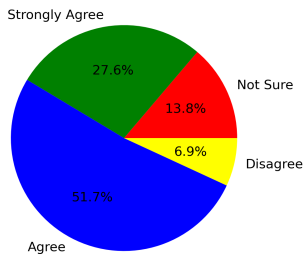
#### 2. Are you able to apply the knowledge and skills you gained in real life problem solving?

Strongly Agree [4] = 0 Agree [3] = 55.17% Disagree [2] = 3.45% Not sure [1] = 3.45%



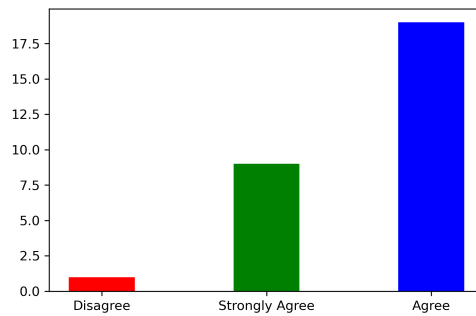
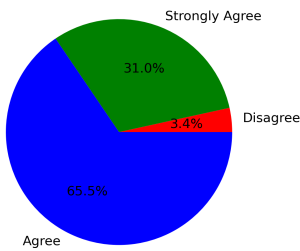
#### 3. Are the subjects you studied relevant to the current industry need?

Strongly Agree [4] = 0 Agree [3] = 51.72% Disagree [2] = 6.9% Not sure [1] = 13.79%



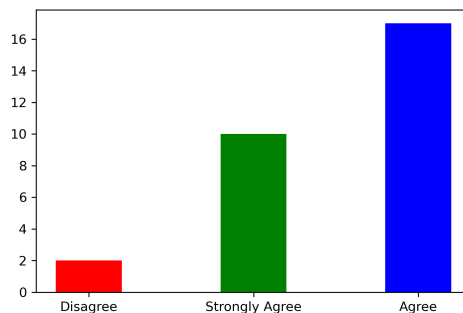
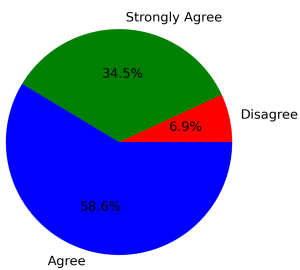
**4. Availability and adequacy of modern tools in the laboratories?**

Strongly Agree [4] =0 Agree [3] =65.52% Disagree [2] =3.45% Not sure [1] =0



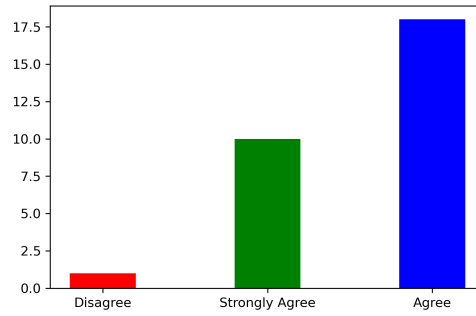
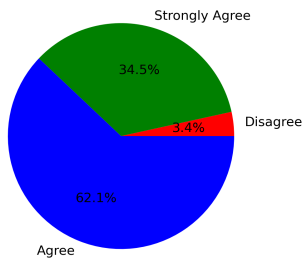
**5. Are the experiments/practical prescribed in the subjects/courses helpful for your future?**

Strongly Agree [4] =0 Agree [3] =58.62% Disagree [2] =6.9% Not sure [1] =0



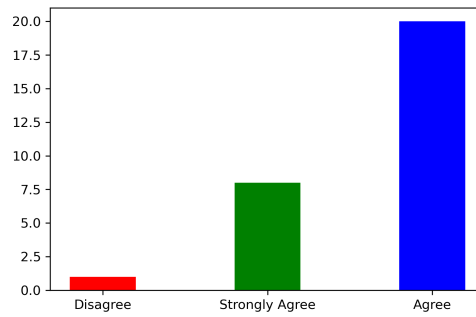
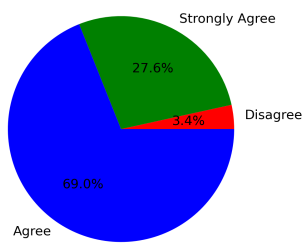
**6. How is the mentorship and counselling process in the department?**

Strongly Agree [4] =0 Agree [3] =62.07% Disagree [2] =3.45% Not sure [1] =0



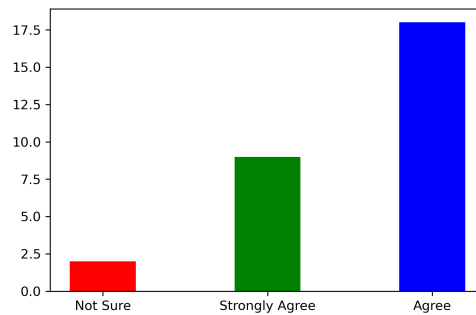
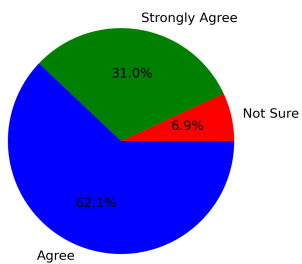
**7. How is the overall learning environment?**

Strongly Agree [4] =0 Agree [3] =68.97% Disagree [2] =3.45% Not sure [1] =0



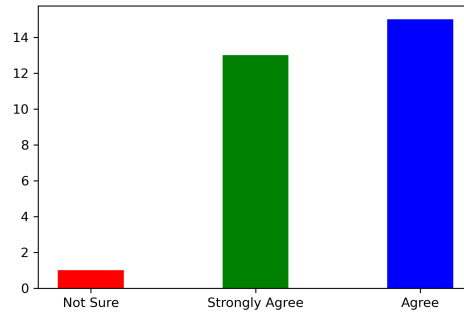
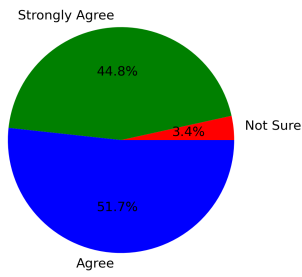
**8. Did you improve your communication skill?**

Strongly Agree [4] =0 Agree [3] =62.07% Disagree [2] =0 Not sure [1] =6.9%



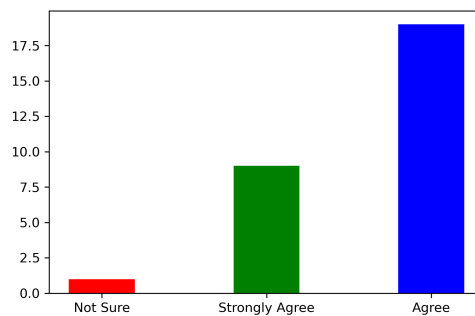
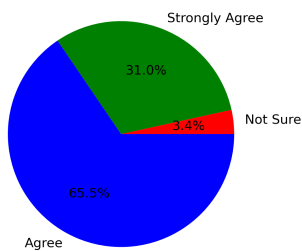
**9. Are the teachers able to demonstrate the required knowledge and skills?**

Strongly Agree [4] =0 Agree [3] =51.72% Disagree [2] =0 Not sure [1] =3.45%



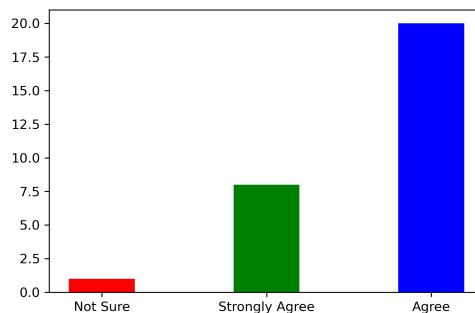
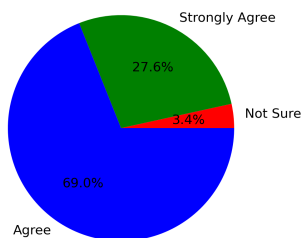
**10. Is the pedagogy used by the teachers effective and interesting?**

Strongly Agree [4] =0 Agree [3] =65.52% Disagree [2] =0 Not sure [1] =3.45%



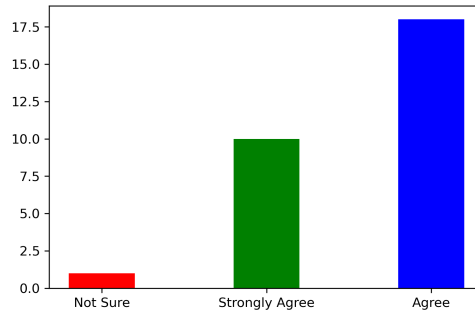
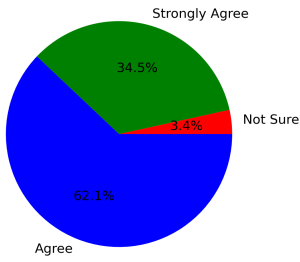
**11. Are the opportunities provided for cocurricular and extracurricular activities?**

Strongly Agree [4] =0 Agree [3] =68.97% Disagree [2] =0 Not sure [1] =3.45%



**12. Are events (workshop/seminar/webinar etc.) conducted for the holistic development of the students and to bridge industry-academia gap?**

Strongly Agree [4] =0 Agree [3] =62.07% Disagree [2] =0 Not sure [1] =3.45%



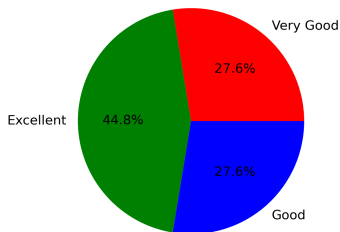
### Summary

Strongly Agree: 0.0%  
 Agree: 90.13%  
 Disagree: 3.86%  
 Not Sure: 6.01%

### Feedback on Facilities

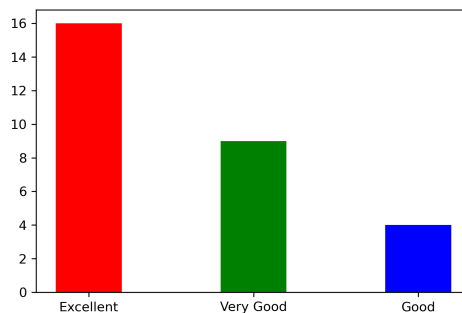
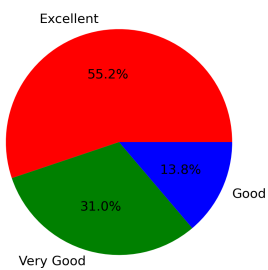
#### 1. Laboratory facility

Excellent [4] =44.83% Very Good [3] =27.59% Good [2] =27.59% Poor [1] =0



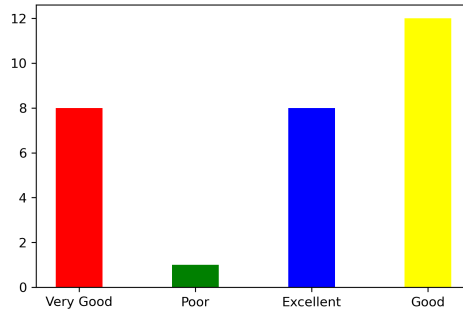
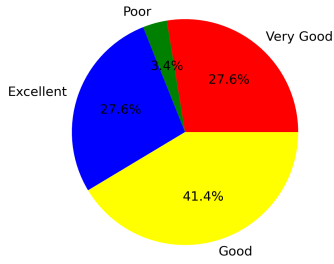
#### 2. Library facility

Excellent [4] =55.17% Very Good [3] =31.03% Good [2] =13.79% Poor [1] =0



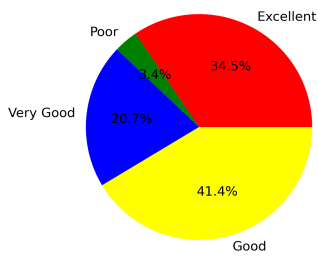
#### 3. Hostel facility (if applicable)

Excellent [4] =27.59% Very Good [3] =27.59% Good [2] =41.38% Poor [1] =3.45%



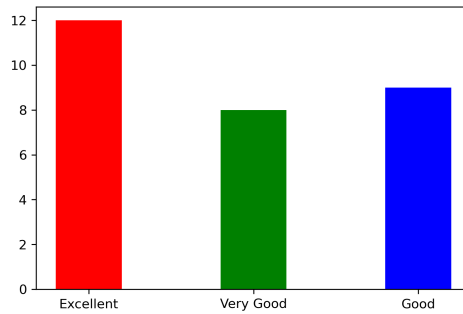
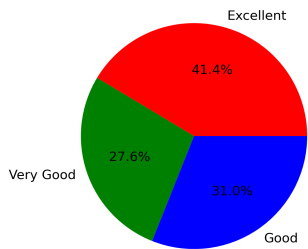
#### 4. Sports facility

Excellent [4] =34.48% Very Good [3] =20.69% Good [2] =41.38% Poor [1] =3.45%



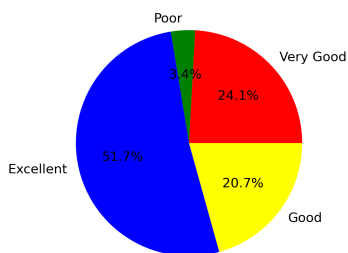
#### 5. Water facility

Excellent [4] =41.38% Very Good [3] =27.59% Good [2] =31.03% Poor [1] =0



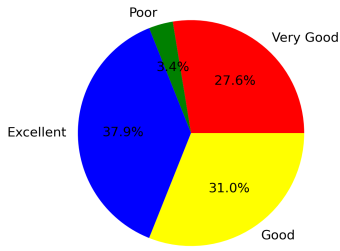
#### 6. Cleanliness and Hygiene

Excellent [4] =51.72% Very Good [3] =24.14% Good [2] =20.69% Poor [1] =3.45%



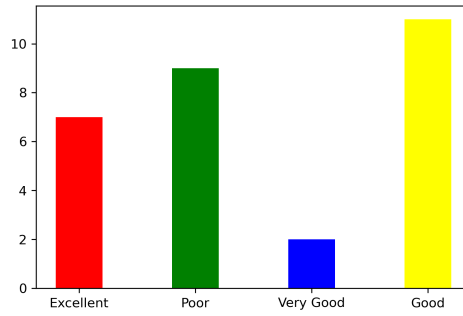
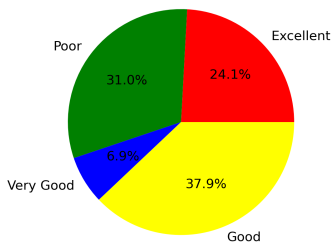
#### 7. Canteen facility

Excellent [4] =37.93% Very Good [3] =27.59% Good [2] =31.03% Poor [1] =3.45%



## 8. Internet facility

Excellent [4] =24.14% Very Good [3] =6.9% Good [2] =37.93% Poor [1] =31.03%



---

## Summary

Excellent: 39.66%  
Very Good: 24.14%  
Good: 30.6%  
Poor: 5.6%

---

**This is a computer generated statement and does not require a signature.**