



## Semester End Feedback

Academic Year: 2022-23

### ELECTRICAL ENGINEERING

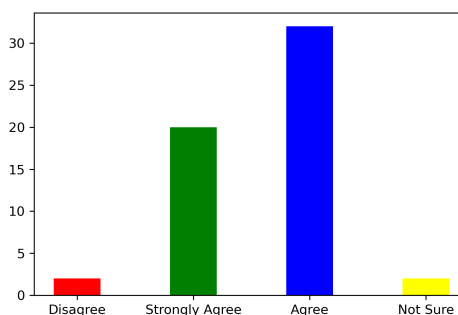
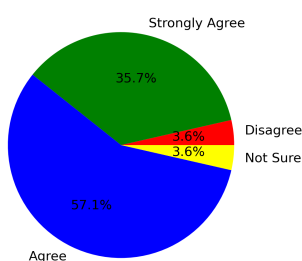
(First Year)

### Feedback on Academics

Total No. of Students participated in the survey: 56

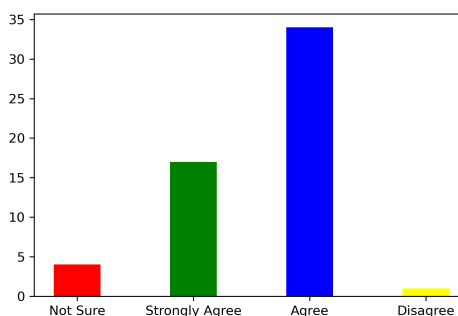
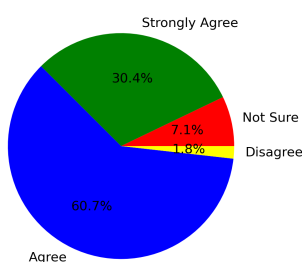
#### 1. Did you acquire any new technical or scientific knowledge?

Strongly Agree [4] =0 Agree [3] =57.14% Disagree [2] =3.57% Not sure [1] =3.57%



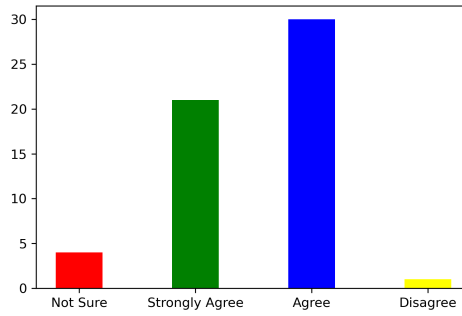
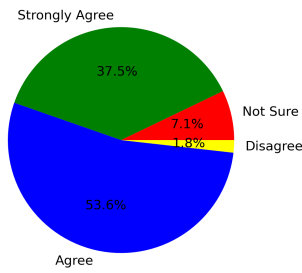
#### 2. Are you able to apply the knowledge and skills you gained in real life problem solving?

Strongly Agree [4] =0 Agree [3] =60.71% Disagree [2] =1.79% Not sure [1] =7.14%



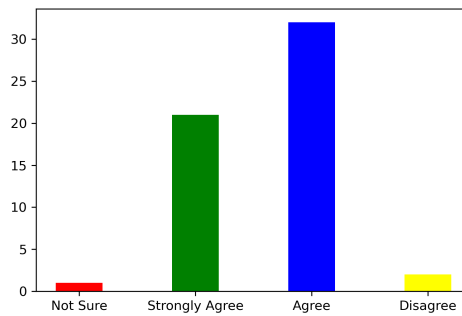
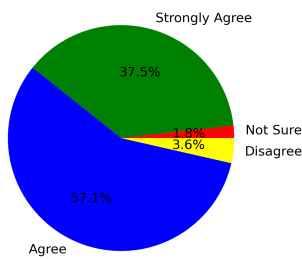
#### 3. Are the subjects you studied relevant to the current industry need?

Strongly Agree [4] =0 Agree [3] =53.57% Disagree [2] =1.79% Not sure [1] =7.14%



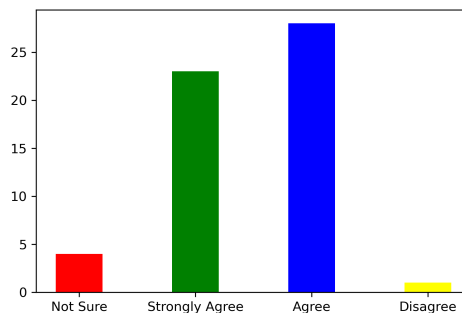
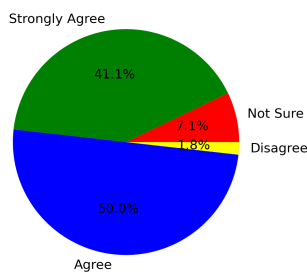
#### 4. Availability and adequacy of modern tools in the laboratories?

Strongly Agree [4]=0 Agree [3]=57.14% Disagree [2]=3.57% Not sure [1]=1.79%



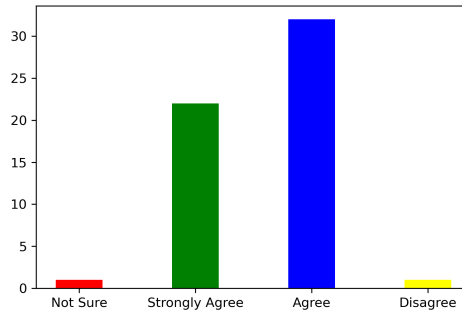
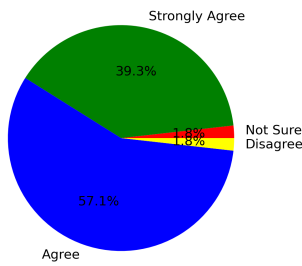
#### 5. Are the experiments/practical prescribed in the subjects/courses helpful for your future?

Strongly Agree [4]=0 Agree [3]=50.0% Disagree [2]=1.79% Not sure [1]=7.14%



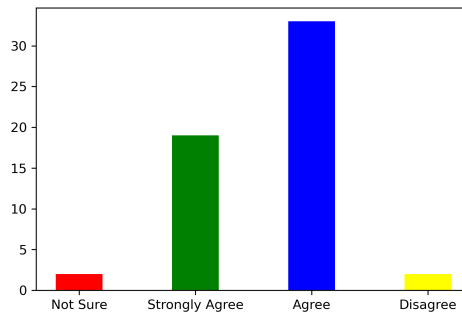
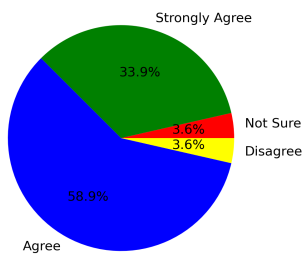
#### 6. How is the mentorship and counselling process in the department?

Strongly Agree [4]=0 Agree [3]=57.14% Disagree [2]=1.79% Not sure [1]=1.79%



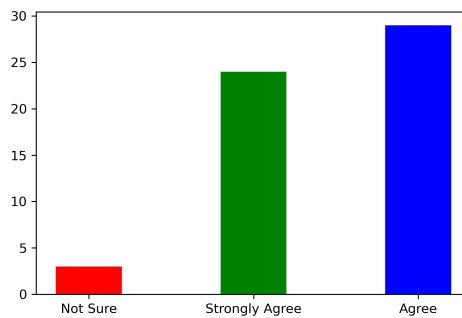
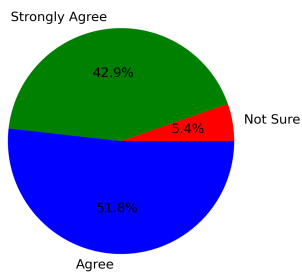
### 7. How is the overall learning environment?

Strongly Agree [4] =0 Agree [3] =58.93% Disagree [2] =3.57% Not sure [1] =3.57%



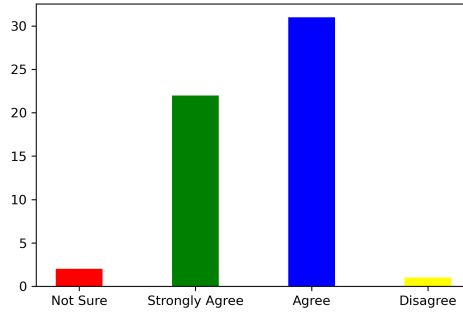
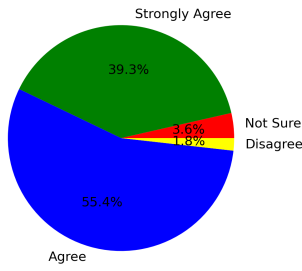
### 8. Did you improve your communication skill?

Strongly Agree [4] =0 Agree [3] =51.79% Disagree [2] =0 Not sure [1] =5.36%



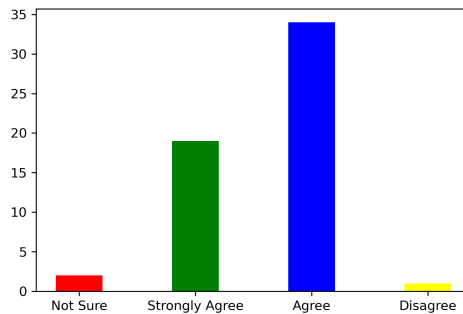
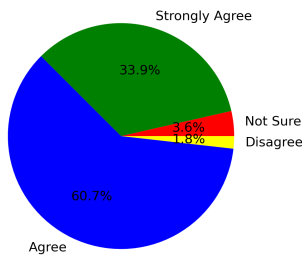
### 9. Are the teachers able to demonstrate the required knowledge and skills?

Strongly Agree [4] =0 Agree [3] =55.36% Disagree [2] =1.79% Not sure [1] =3.57%



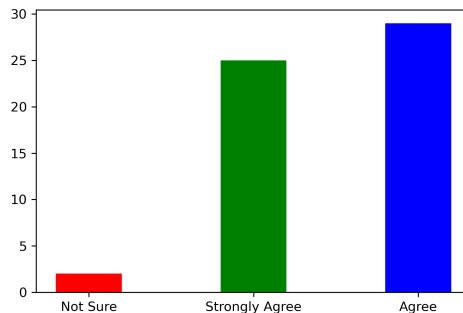
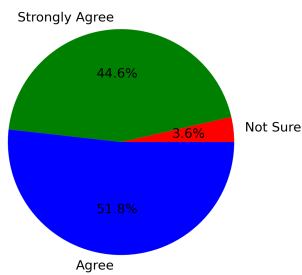
**10. Is the pedagogy used by the teachers effective and interesting?**

Strongly Agree [4] =0 Agree [3] =60.71% Disagree [2] =1.79% Not sure [1] =3.57%



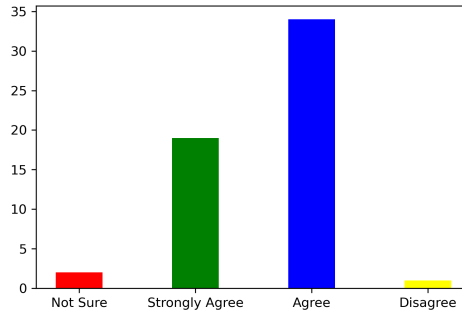
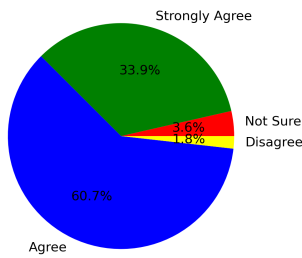
**11. Are the opportunities provided for cocurricular and extracurricular activities?**

Strongly Agree [4] =0 Agree [3] =51.79% Disagree [2] =0 Not sure [1] =3.57%



**12. Are events (workshop/seminar/webinar etc.) conducted for the holistic development of the students and to bridge industry-academia gap?**

Strongly Agree [4] =0 Agree [3] =60.71% Disagree [2] =1.79% Not sure [1] =3.57%



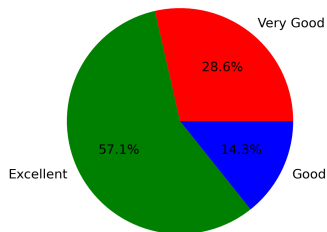
## Summary

Strongly Agree: 0.0%  
 Agree: 90.0%  
 Disagree: 3.1%  
 Not Sure: 6.9%

## Feedback on Facilities

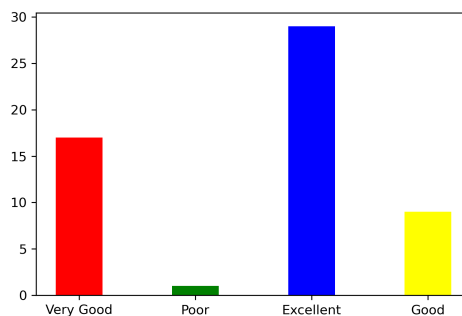
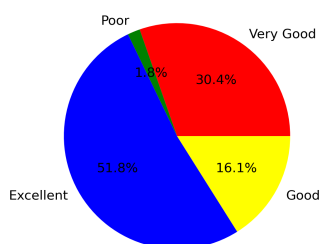
### 1. Laboratory facility

Excellent [4] =57.14% Very Good [3] =28.57% Good [2] =14.29% Poor [1] =0



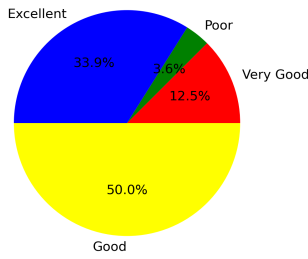
### 2. Library facility

Excellent [4] =51.79% Very Good [3] =30.36% Good [2] =16.07% Poor [1] =1.79%



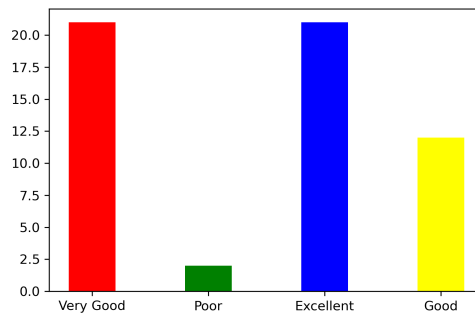
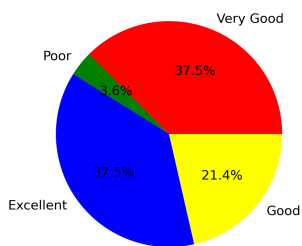
### 3. Hostel facility (if applicable)

Excellent [4] =33.93% Very Good [3] =12.5% Good [2] =50.0% Poor [1] =3.57%



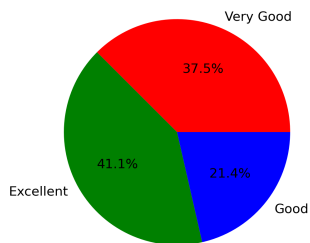
#### 4. Sports facility

Excellent [4] =37.5% Very Good [3] =37.5% Good [2] =21.43% Poor [1] =3.57%



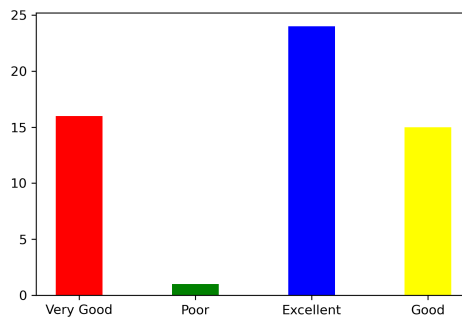
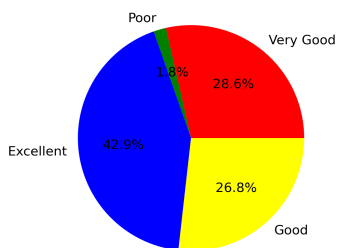
#### 5. Water facility

Excellent [4] =41.07% Very Good [3] =37.5% Good [2] =21.43% Poor [1] =0



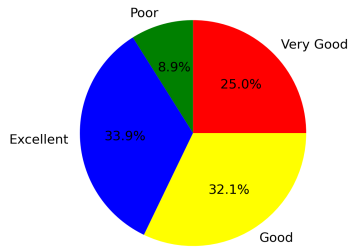
#### 6. Cleanliness and Hygiene

Excellent [4] =42.86% Very Good [3] =28.57% Good [2] =26.79% Poor [1] =1.79%



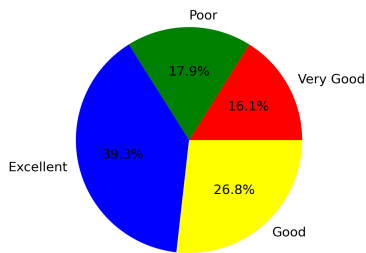
#### 7. Canteen facility

Excellent [4] =33.93% Very Good [3] =25.0% Good [2] =32.14% Poor [1] =8.93%



### 8. Internet facility

Excellent [4] =39.29% Very Good [3] =16.07% Good [2] =26.79% Poor [1] =17.86%



---

### Summary

Excellent: 42.19%  
Very Good: 27.01%  
Good: 26.12%  
Poor: 4.69%

---

**This is a computer generated statement and does not require a signature.**