



Semester End Feedback

Academic Year: 2022-23

ELECTRONICS & COMMUNICATION ENGINEERING

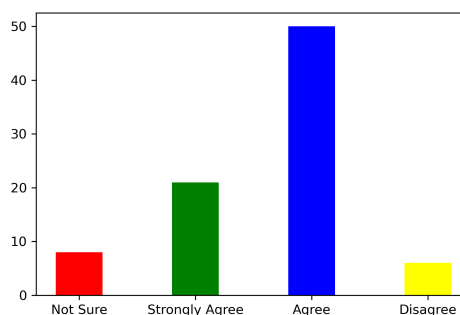
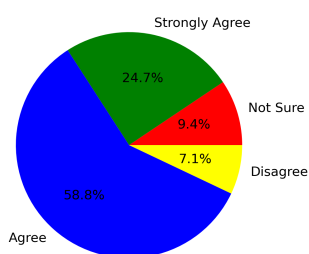
(First Year)

Feedback on Academics

Total No. of Students participated in the survey: 85

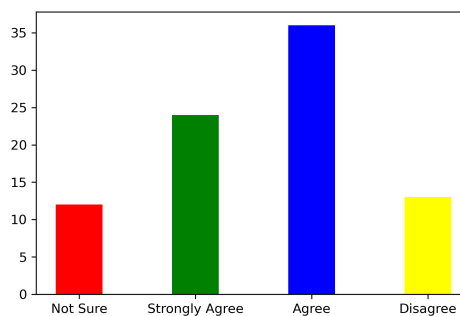
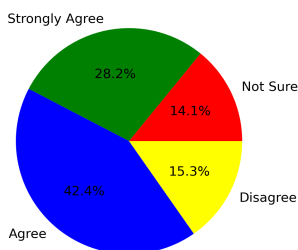
1. Did you acquire any new technical or scientific knowledge?

Strongly Agree [4] = 0 Agree [3] = 58.82% Disagree [2] = 7.06% Not sure [1] = 9.41%



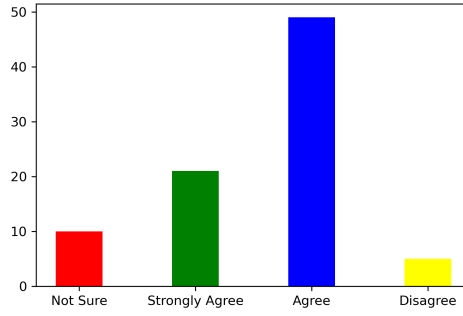
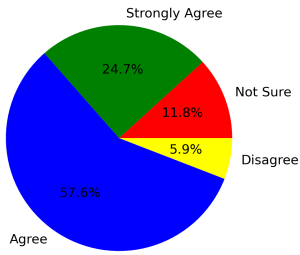
2. Are you able to apply the knowledge and skills you gained in real life problem solving?

Strongly Agree [4] = 0 Agree [3] = 42.35% Disagree [2] = 15.29% Not sure [1] = 14.12%



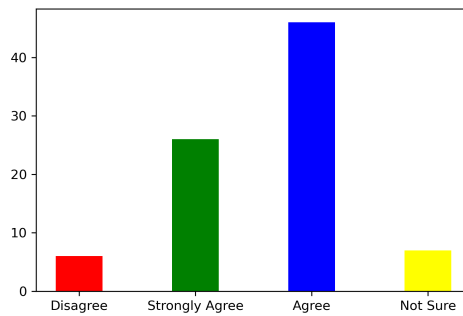
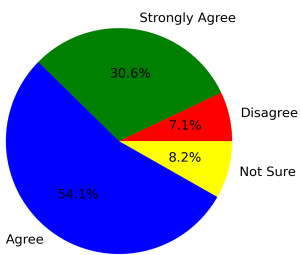
3. Are the subjects you studied relevant to the current industry need?

Strongly Agree [4] = 0 Agree [3] = 57.65% Disagree [2] = 5.88% Not sure [1] = 11.76%



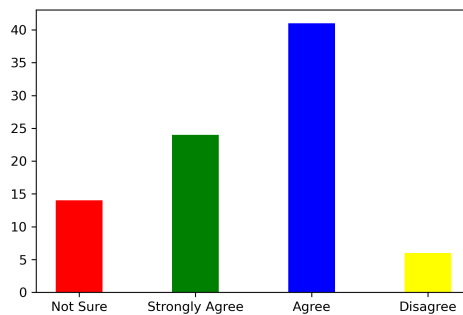
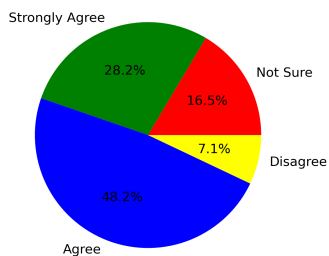
4. Availability and adequacy of modern tools in the laboratories?

Strongly Agree [4] =0 Agree [3] =54.12% Disagree [2] =7.06% Not sure [1] =8.24%



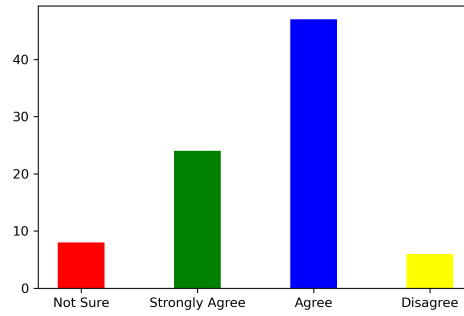
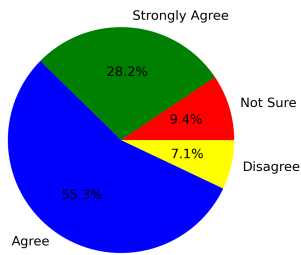
5. Are the experiments/practical prescribed in the subjects/courses helpful for your future?

Strongly Agree [4] =0 Agree [3] =48.24% Disagree [2] =7.06% Not sure [1] =16.47%



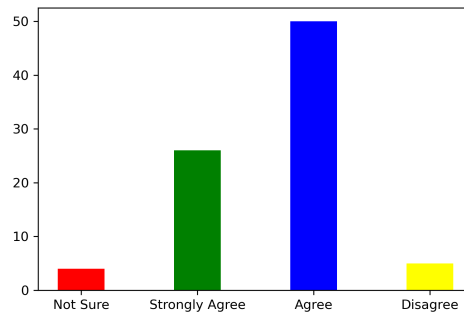
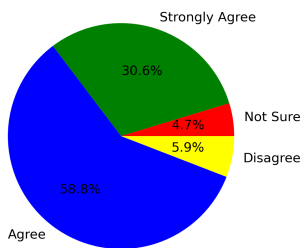
6. How is the mentorship and counselling process in the department?

Strongly Agree [4] =0 Agree [3] =55.29% Disagree [2] =7.06% Not sure [1] =9.41%



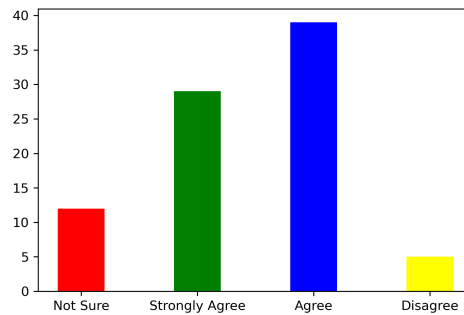
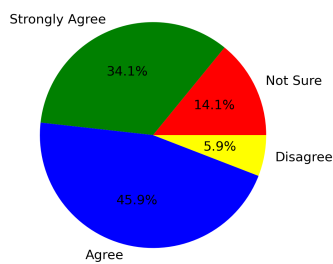
7. How is the overall learning environment?

Strongly Agree [4] = 0 Agree [3] = 58.82% Disagree [2] = 5.88% Not sure [1] = 4.71%



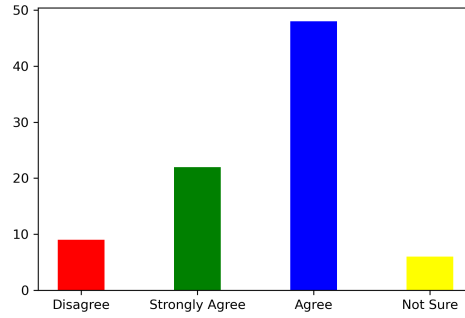
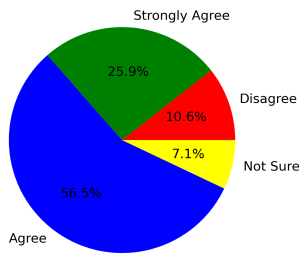
8. Did you improve your communication skill?

Strongly Agree [4] = 0 Agree [3] = 45.88% Disagree [2] = 5.88% Not sure [1] = 14.12%



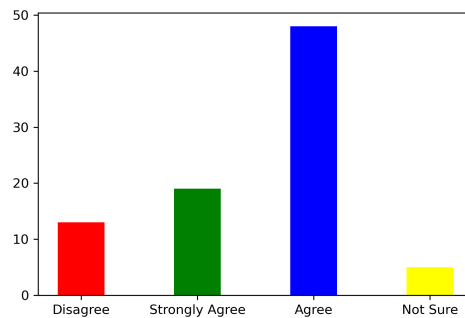
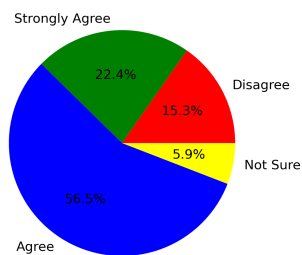
9. Are the teachers able to demonstrate the required knowledge and skills?

Strongly Agree [4] = 0 Agree [3] = 56.47% Disagree [2] = 10.59% Not sure [1] = 7.06%



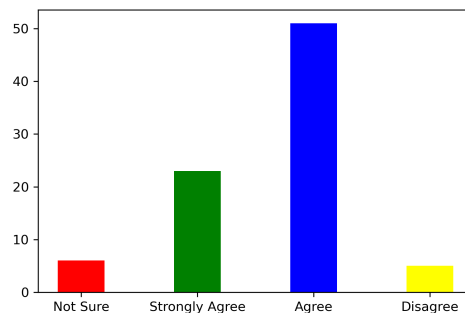
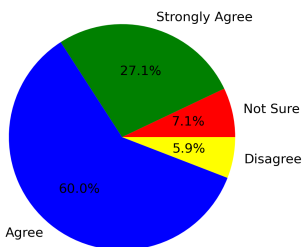
10. Is the pedagogy used by the teachers effective and interesting?

Strongly Agree [4] =0 Agree [3] =56.47% Disagree [2] =15.29% Not sure [1] =5.88%



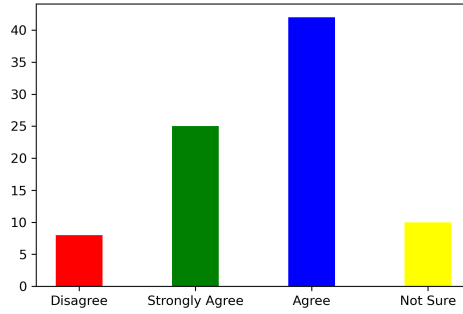
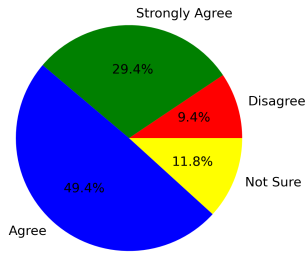
11. Are the opportunities provided for cocurricular and extracurricular activities?

Strongly Agree [4] =0 Agree [3] =60.0% Disagree [2] =5.88% Not sure [1] =7.06%



12. Are events (workshop/seminar/webinar etc.) conducted for the holistic development of the students and to bridge industry-academia gap?

Strongly Agree [4] =0 Agree [3] =49.41% Disagree [2] =9.41% Not sure [1] =11.76%



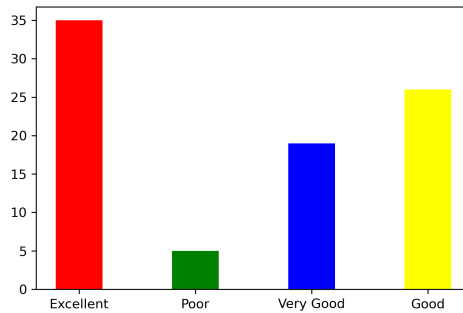
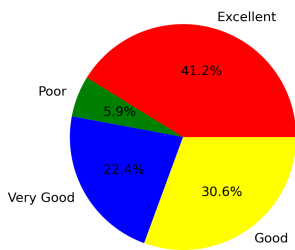
Summary

Strongly Agree: 0.0%
 Agree: 74.32%
 Disagree: 11.82%
 Not Sure: 13.86%

Feedback on Facilities

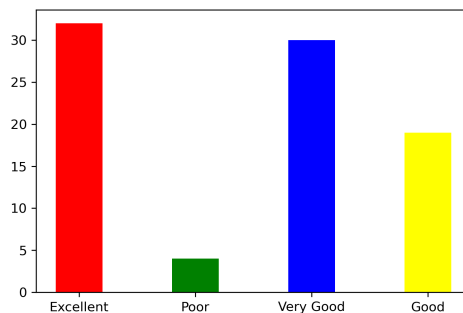
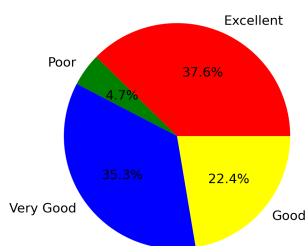
1. Laboratory facility

Excellent [4] =41.18% Very Good [3] =22.35% Good [2] =30.59% Poor [1] =5.88%



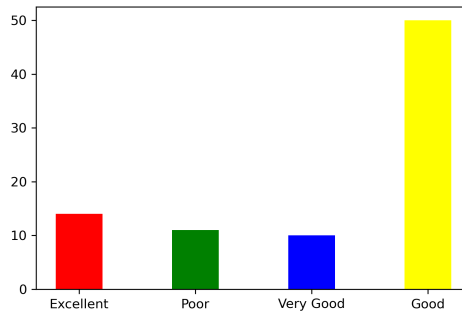
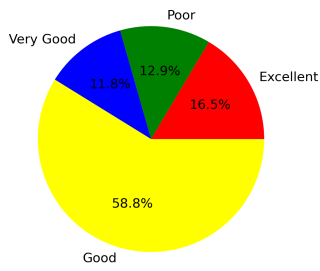
2. Library facility

Excellent [4] =37.65% Very Good [3] =35.29% Good [2] =22.35% Poor [1] =4.71%



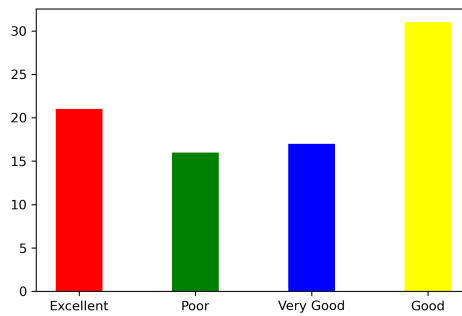
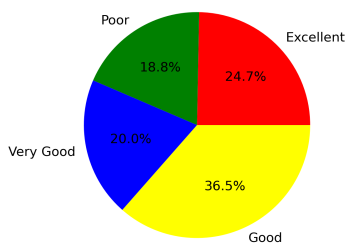
3. Hostel facility (if applicable)

Excellent [4] =16.47% Very Good [3] =11.76% Good [2] =58.82% Poor [1] =12.94%



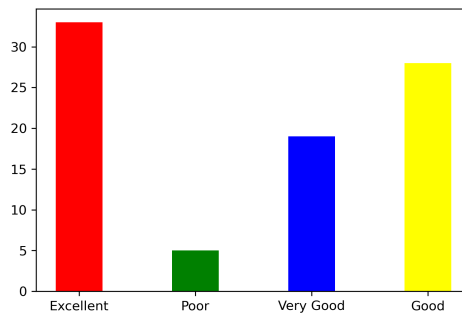
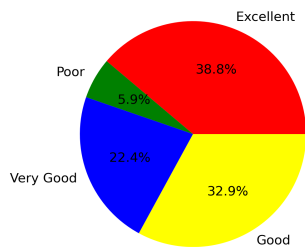
4. Sports facility

Excellent [4] =24.71% Very Good [3] =20.0% Good [2] =36.47% Poor [1] =18.82%



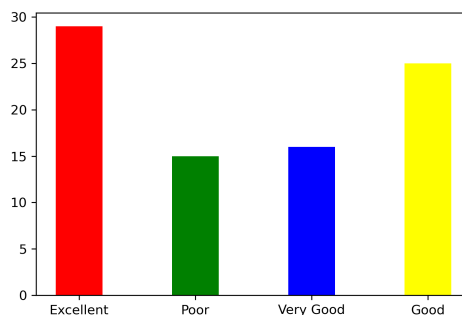
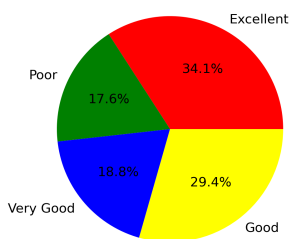
5. Water facility

Excellent [4] =38.82% Very Good [3] =22.35% Good [2] =32.94% Poor [1] =5.88%



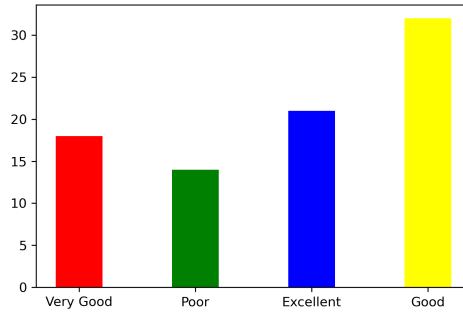
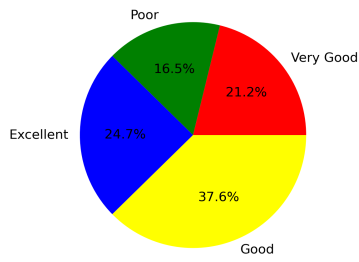
6. Cleanliness and Hygiene

Excellent [4] =34.12% Very Good [3] =18.82% Good [2] =29.41% Poor [1] =17.65%



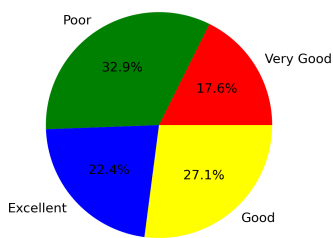
7. Canteen facility

Excellent [4] =24.71% Very Good [3] =21.18% Good [2] =37.65% Poor [1] =16.47%



8. Internet facility

Excellent [4] =22.35% Very Good [3] =17.65% Good [2] =27.06% Poor [1] =32.94%



Summary

Excellent: 30.0%
Very Good: 21.18%
Good: 34.41%
Poor: 14.41%

This is a computer generated statement and does not require a signature.