



Semester End Feedback

Academic Year: 2022-23

COMPUTER SCIENCE ENGINEERING

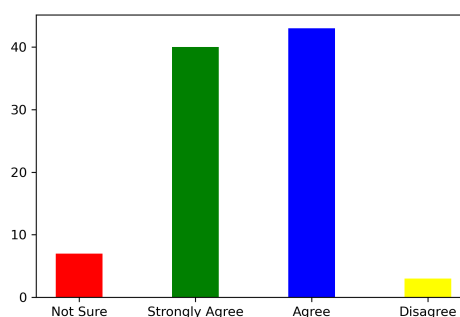
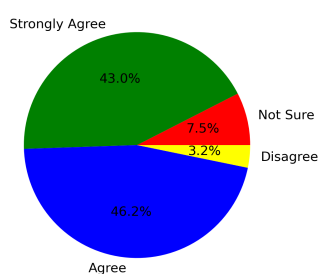
(First Year)

Feedback on Academics

Total No. of Students participated in the survey: 93

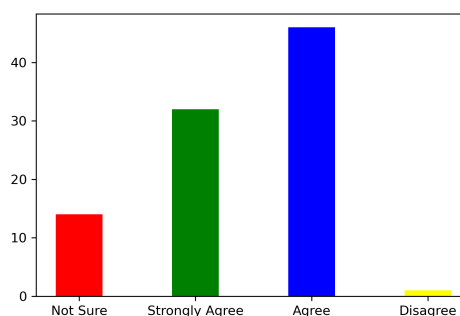
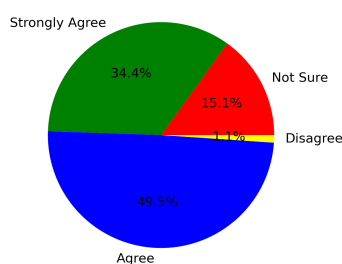
1. Did you acquire any new technical or scientific knowledge?

Strongly Agree [4] =0 Agree [3] =46.24% Disagree [2] =3.23% Not sure [1] =7.53%



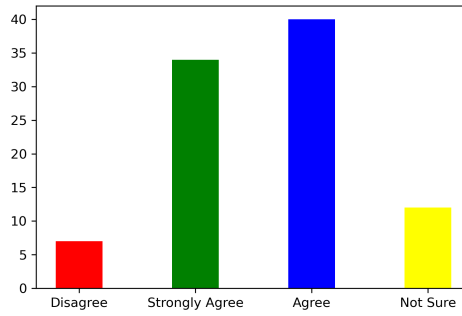
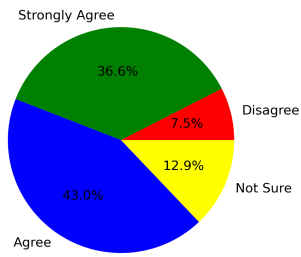
2. Are you able to apply the knowledge and skills you gained in real life problem solving?

Strongly Agree [4] =0 Agree [3] =49.46% Disagree [2] =1.08% Not sure [1] =15.05%



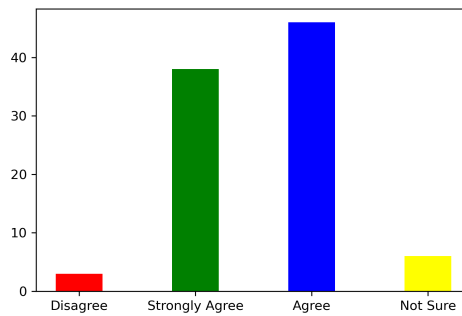
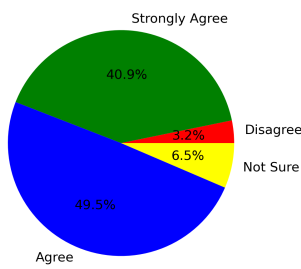
3. Are the subjects you studied relevant to the current industry need?

Strongly Agree [4] =0 Agree [3] =43.01% Disagree [2] =7.53% Not sure [1] =12.9%



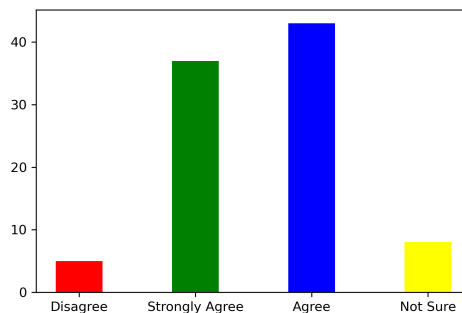
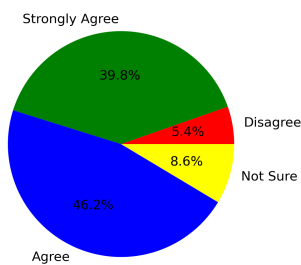
4. Availability and adequacy of modern tools in the laboratories?

Strongly Agree [4] =0 Agree [3] =49.46% Disagree [2] =3.23% Not sure [1] =6.45%



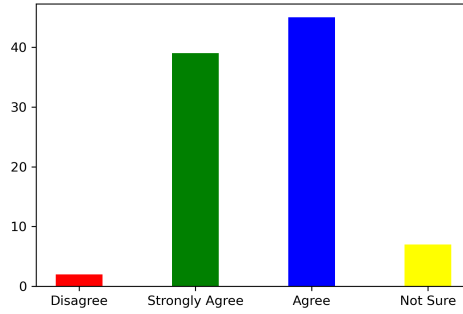
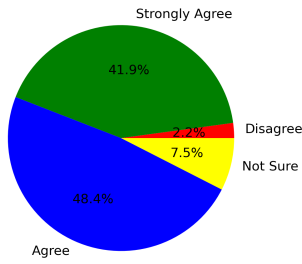
5. Are the experiments/practical prescribed in the subjects/courses helpful for your future?

Strongly Agree [4] =0 Agree [3] =46.24% Disagree [2] =5.38% Not sure [1] =8.6%



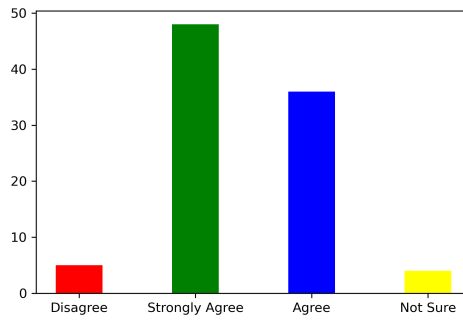
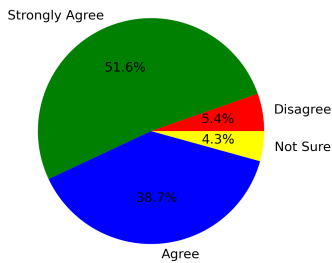
6. How is the mentorship and counselling process in the department?

Strongly Agree [4] =0 Agree [3] =48.39% Disagree [2] =2.15% Not sure [1] =7.53%



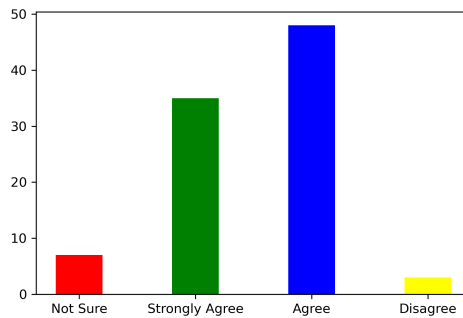
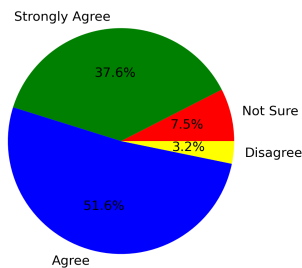
7. How is the overall learning environment?

Strongly Agree [4] =0 Agree [3] =38.71% Disagree [2] =5.38% Not sure [1] =4.3%



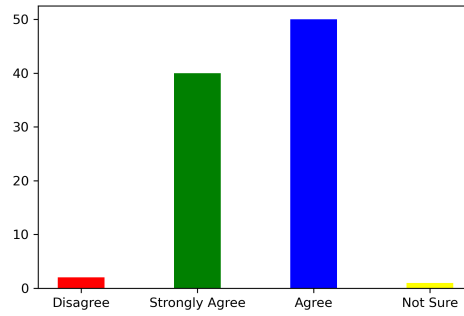
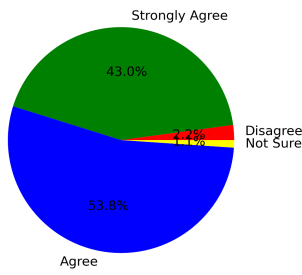
8. Did you improve your communication skill?

Strongly Agree [4] =0 Agree [3] =51.61% Disagree [2] =3.23% Not sure [1] =7.53%



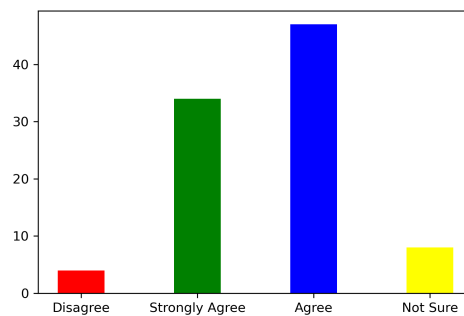
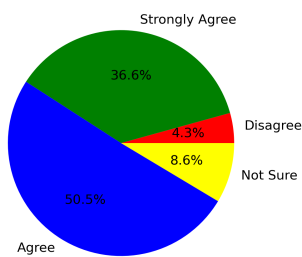
9. Are the teachers able to demonstrate the required knowledge and skills?

Strongly Agree [4] =0 Agree [3] =53.76% Disagree [2] =2.15% Not sure [1] =1.08%



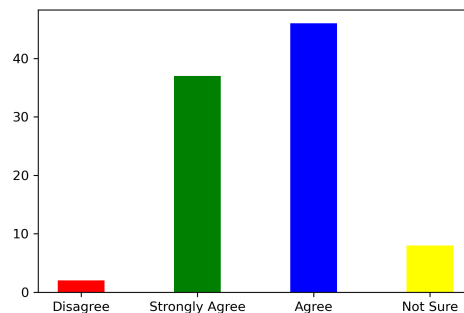
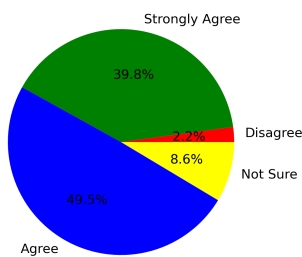
10. Is the pedagogy used by the teachers effective and interesting?

Strongly Agree [4] =0 Agree [3] =50.54% Disagree [2] =4.3% Not sure [1] =8.6%



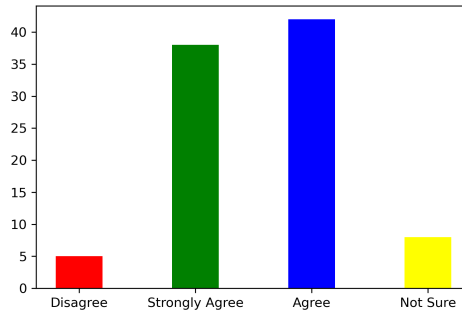
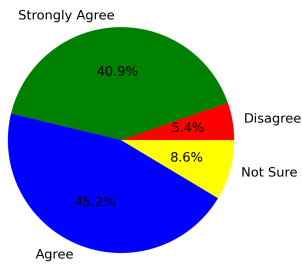
11. Are the opportunities provided for cocurricular and extracurricular activities?

Strongly Agree [4] =0 Agree [3] =49.46% Disagree [2] =2.15% Not sure [1] =8.6%



12. Are events (workshop/seminar/webinar etc.) conducted for the holistic development of the students and to bridge industry-academia gap?

Strongly Agree [4] =0 Agree [3] =45.16% Disagree [2] =5.38% Not sure [1] =8.6%



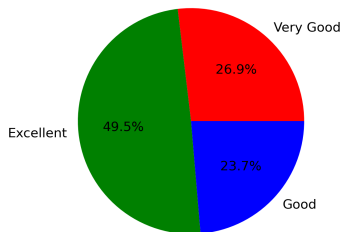
Summary

Strongly Agree: 0.0%
 Agree: 80.12%
 Disagree: 6.33%
 Not Sure: 13.55%

Feedback on Facilities

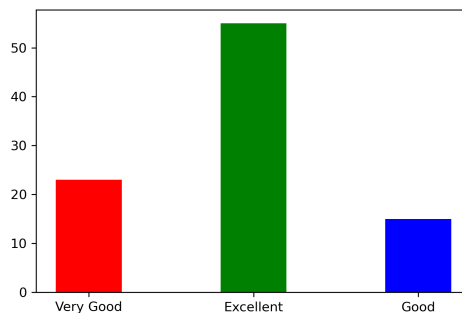
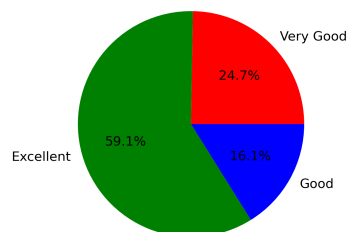
1. Laboratory facility

Excellent [4] =49.46% Very Good [3] =26.88% Good [2] =23.66% Poor [1] =0



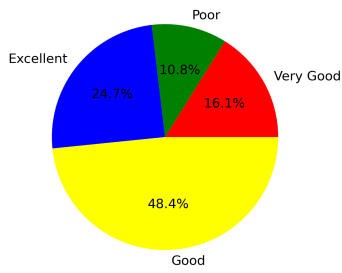
2. Library facility

Excellent [4] =59.14% Very Good [3] =24.73% Good [2] =16.13% Poor [1] =0



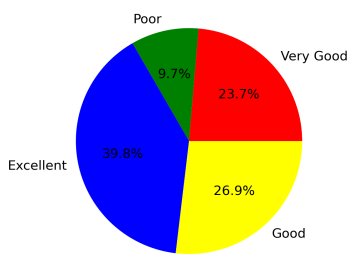
3. Hostel facility (if applicable)

Excellent [4] =24.73% Very Good [3] =16.13% Good [2] =48.39% Poor [1] =10.75%



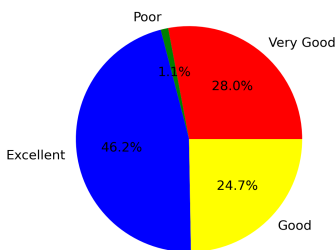
4. Sports facility

Excellent [4] =39.78% Very Good [3] =23.66% Good [2] =26.88% Poor [1] =9.68%



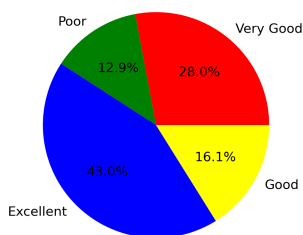
5. Water facility

Excellent [4] =46.24% Very Good [3] =27.96% Good [2] =24.73% Poor [1] =1.08%



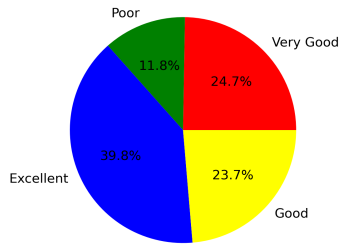
6. Cleanliness and Hygiene

Excellent [4] =43.01% Very Good [3] =27.96% Good [2] =16.13% Poor [1] =12.9%



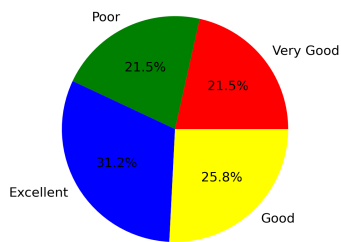
7. Canteen facility

Excellent [4] =39.78% Very Good [3] =24.73% Good [2] =23.66% Poor [1] =11.83%



8. Internet facility

Excellent [4] =31.18% Very Good [3] =21.51% Good [2] =25.81% Poor [1] =21.51%



Summary

Excellent: 41.67%
Very Good: 24.19%
Good: 25.67%
Poor: 8.47%

This is a computer generated statement and does not require a signature.