



Semester End Feedback

Academic Year: 2022-23

CSE (DATA SCIENCE)

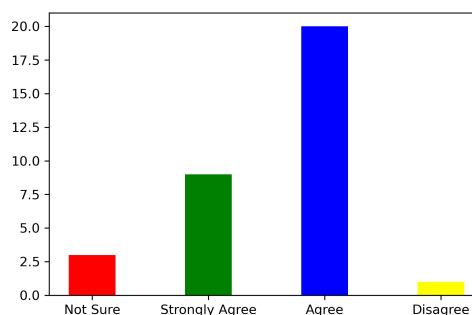
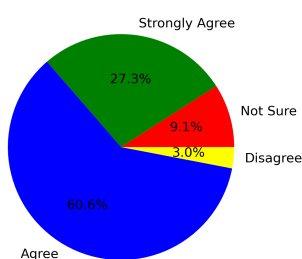
(First Year)

Feedback on Academics

Total No. of Students participated in the survey: 33

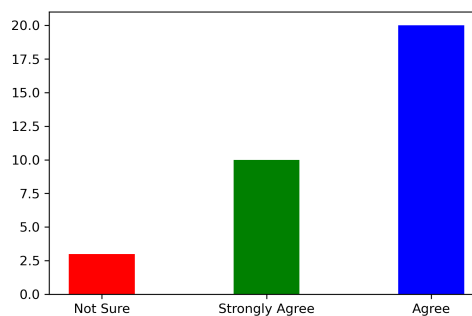
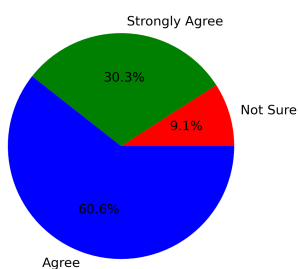
1. Did you acquire any new technical or scientific knowledge?

Strongly Agree [4] =0 Agree [3] =60.61% Disagree [2] =3.03% Not sure [1] =9.09%



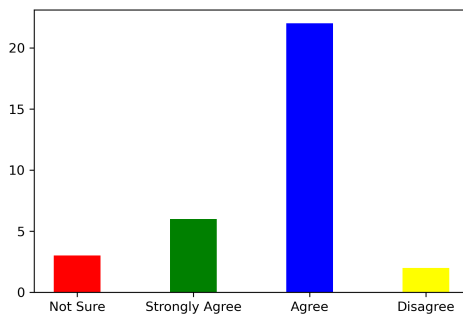
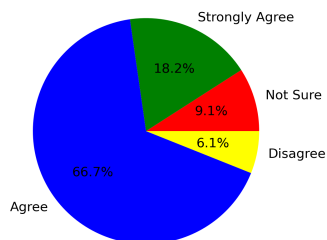
2. Are you able to apply the knowledge and skills you gained in real life problem solving?

Strongly Agree [4] =0 Agree [3] =60.61% Disagree [2] =0 Not sure [1] =9.09%



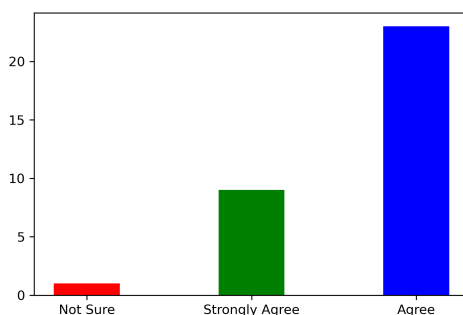
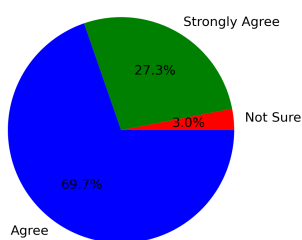
3. Are the subjects you studied relevant to the current industry need?

Strongly Agree [4] =0 Agree [3] =66.67% Disagree [2] =6.06% Not sure [1] =9.09%



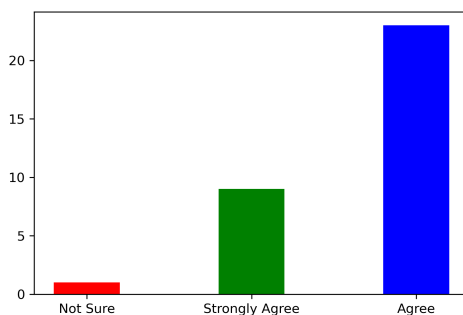
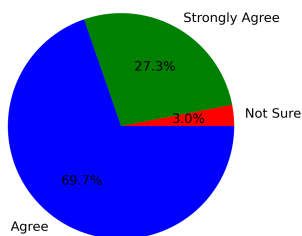
4. Availability and adequacy of modern tools in the laboratories?

Strongly Agree [4]=0 Agree [3]=69.7% Disagree [2]=0 Not sure [1]=3.03%



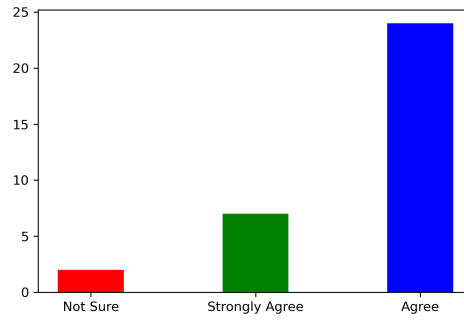
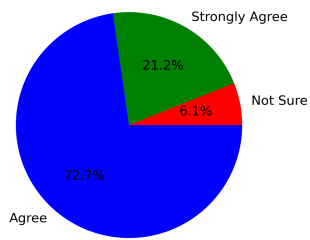
5. Are the experiments/practical prescribed in the subjects/courses helpful for your future?

Strongly Agree [4]=0 Agree [3]=69.7% Disagree [2]=0 Not sure [1]=3.03%



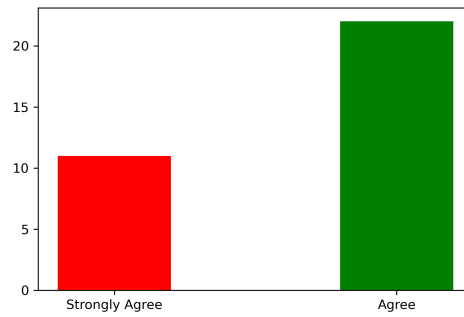
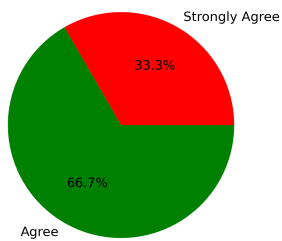
6. How is the mentorship and counselling process in the department?

Strongly Agree [4]=0 Agree [3]=72.73% Disagree [2]=0 Not sure [1]=6.06%



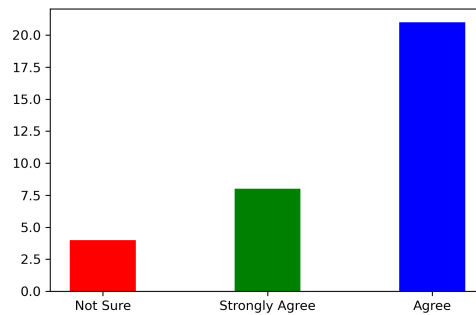
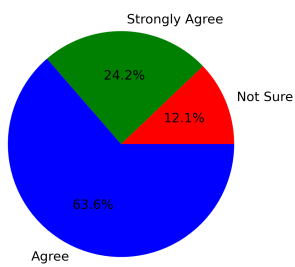
7. How is the overall learning environment?

Strongly Agree [4] =0 Agree [3] =66.67% Disagree [2] =0 Not sure [1] =0



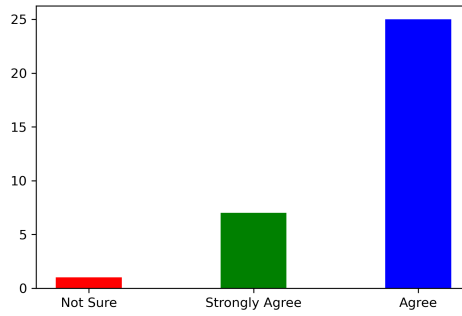
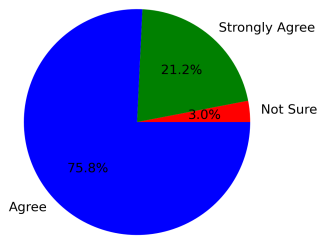
8. Did you improve your communication skill?

Strongly Agree [4] =0 Agree [3] =63.64% Disagree [2] =0 Not sure [1] =12.12%



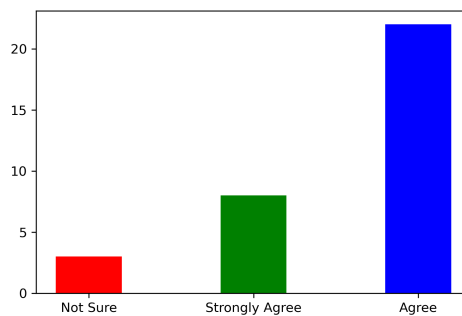
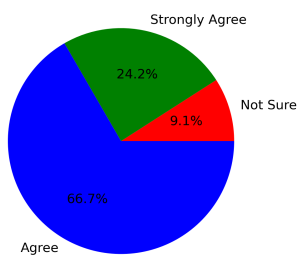
9. Are the teachers able to demonstrate the required knowledge and skills?

Strongly Agree [4] =0 Agree [3] =75.76% Disagree [2] =0 Not sure [1] =3.03%



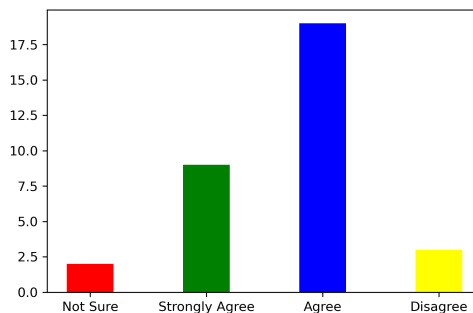
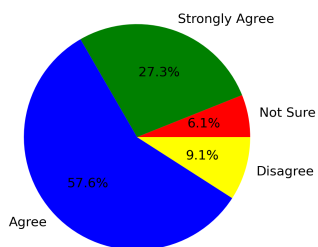
10. Is the pedagogy used by the teachers effective and interesting?

Strongly Agree [4] =0 Agree [3] =66.67% Disagree [2] =0 Not sure [1] =9.09%



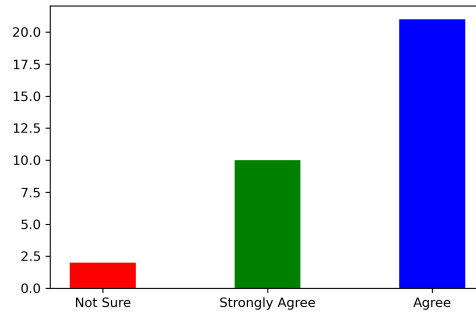
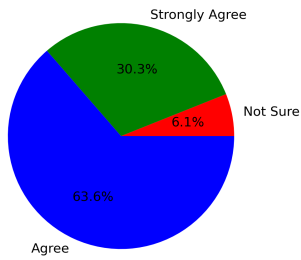
11. Are the opportunities provided for cocurricular and extracurricular activities?

Strongly Agree [4] =0 Agree [3] =57.58% Disagree [2] =9.09% Not sure [1] =6.06%



12. Are events (workshop/seminar/webinar etc.) conducted for the holistic development of the students and to bridge industry-academia gap?

Strongly Agree [4] =0 Agree [3] =63.64% Disagree [2] =0 Not sure [1] =6.06%



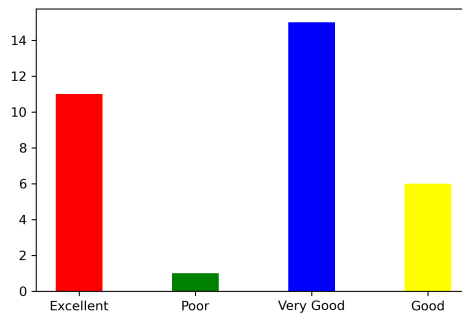
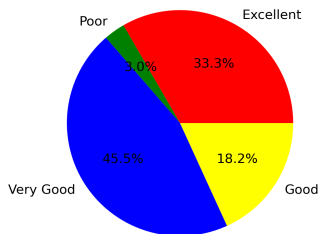
Summary

Strongly Agree: 0.0%
 Agree: 89.42%
 Disagree: 2.05%
 Not Sure: 8.53%

Feedback on Facilities

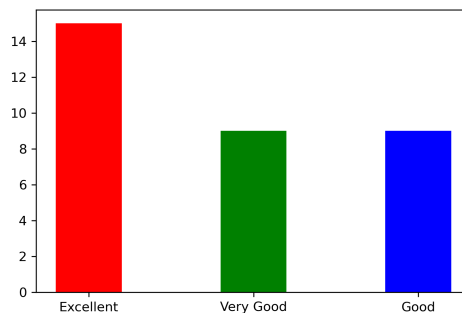
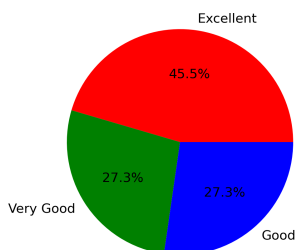
1. Laboratory facility

Excellent [4] =33.33% Very Good [3] =45.45% Good [2] =18.18% Poor [1] =3.03%



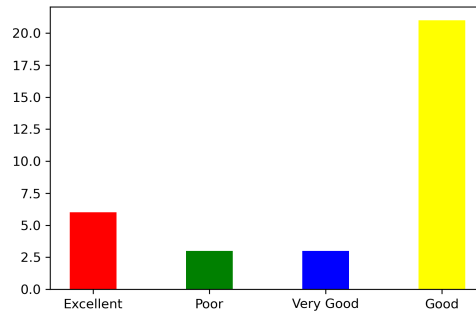
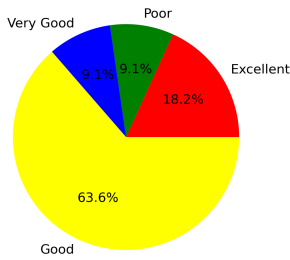
2. Library facility

Excellent [4] =45.45% Very Good [3] =27.27% Good [2] =27.27% Poor [1] =0



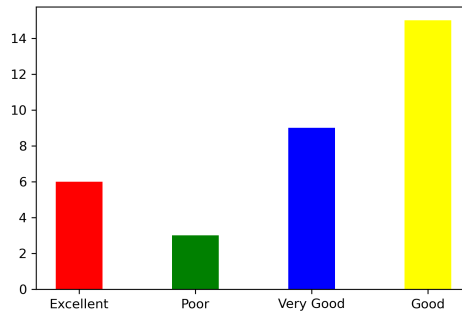
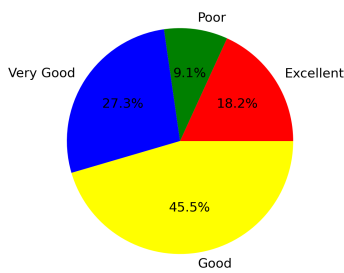
3. Hostel facility (if applicable)

Excellent [4] =18.18% Very Good [3] =9.09% Good [2] =63.64% Poor [1] =9.09%



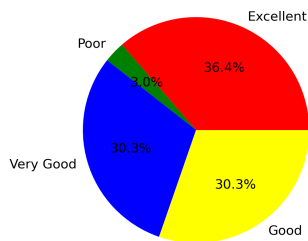
4. Sports facility

Excellent [4] =18.18% Very Good [3] =27.27% Good [2] =45.45% Poor [1] =9.09%



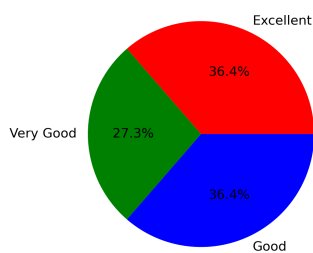
5. Water facility

Excellent [4] =36.36% Very Good [3] =30.3% Good [2] =30.3% Poor [1] =3.03%



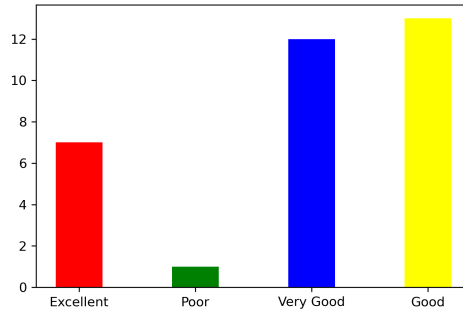
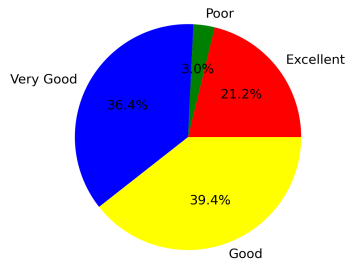
6. Cleanliness and Hygiene

Excellent [4] =36.36% Very Good [3] =27.27% Good [2] =36.36% Poor [1] =0



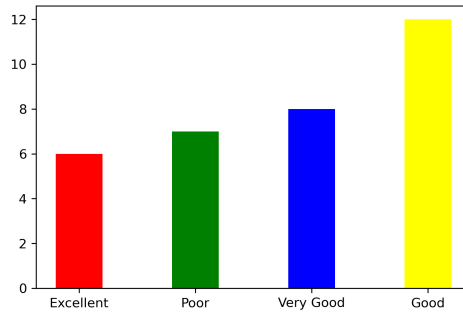
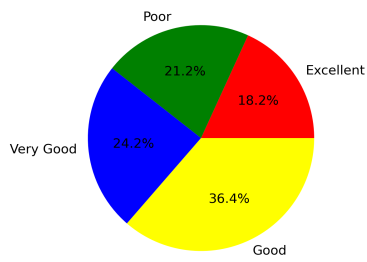
7. Canteen facility

Excellent [4] =21.21% Very Good [3] =36.36% Good [2] =39.39% Poor [1] =3.03%



8. Internet facility

Excellent [4] =18.18% Very Good [3] =24.24% Good [2] =36.36% Poor [1] =21.21%



Summary

Excellent: 28.41%
Very Good: 28.41%
Good: 37.12%
Poor: 6.06%

This is a computer generated statement and does not require a signature.