



Semester End Feedback

Academic Year: 2022-23

ARTIFICIAL INTELLIGENCE & MACHINE LEARNING

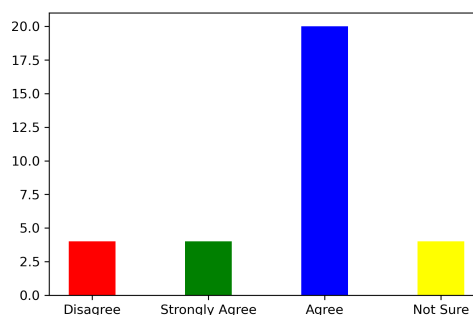
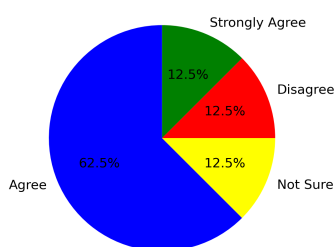
(First Year)

Feedback on Academics

Total No. of Students participated in the survey: 32

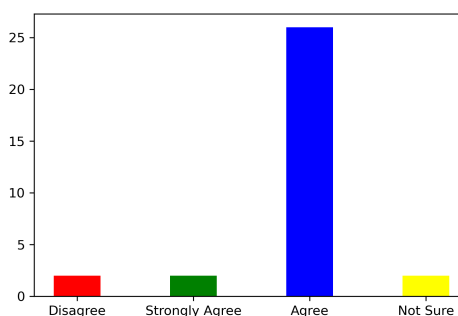
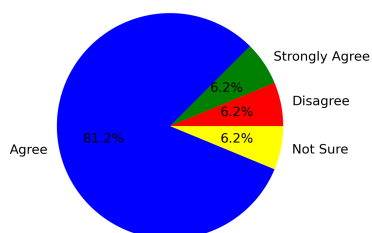
1. Did you acquire any new technical or scientific knowledge?

Strongly Agree [4] =0 Agree [3] =62.5% Disagree [2] =12.5% Not sure [1] =12.5%



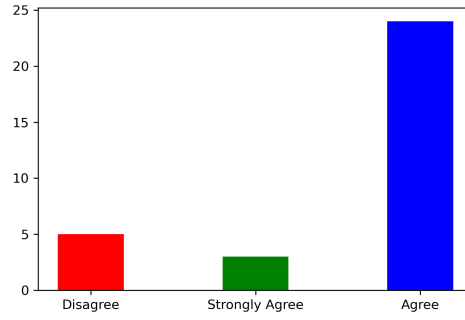
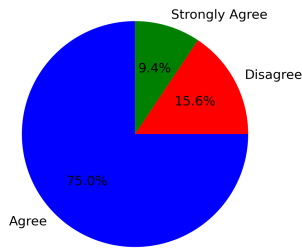
2. Are you able to apply the knowledge and skills you gained in real life problem solving?

Strongly Agree [4] =0 Agree [3] =81.25% Disagree [2] =6.25% Not sure [1] =6.25%



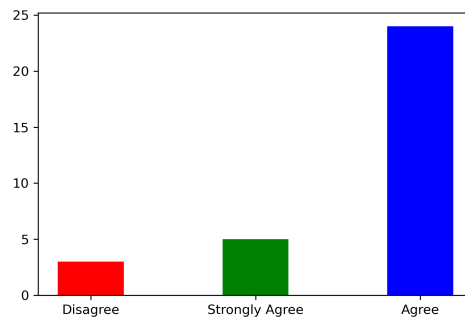
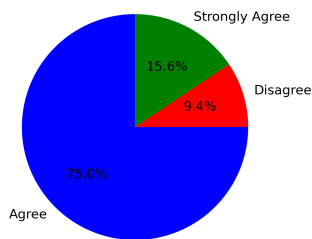
3. Are the subjects you studied relevant to the current industry need?

Strongly Agree [4] =0 Agree [3] =75.0% Disagree [2] =15.62% Not sure [1] =0



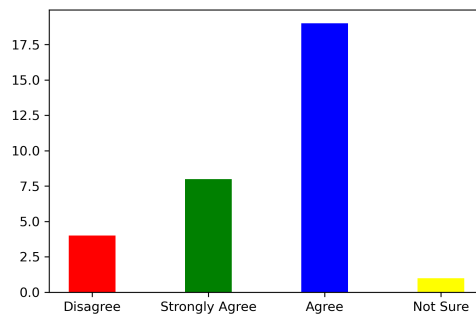
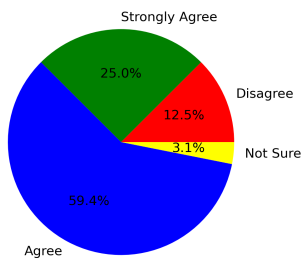
4. Availability and adequacy of modern tools in the laboratories?

Strongly Agree [4] =0 Agree [3] =75.0% Disagree [2] =9.38% Not sure [1] =0



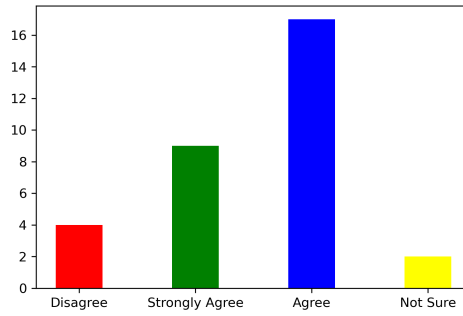
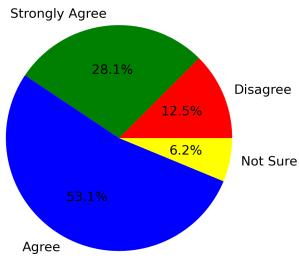
5. Are the experiments/practical prescribed in the subjects/courses helpful for your future?

Strongly Agree [4] =0 Agree [3] =59.38% Disagree [2] =12.5% Not sure [1] =3.12%



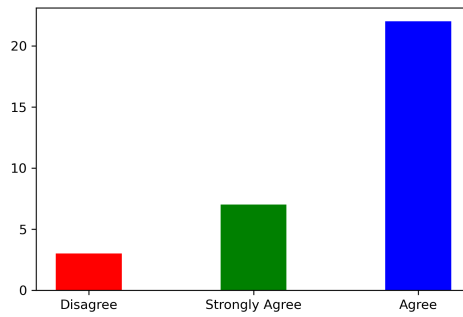
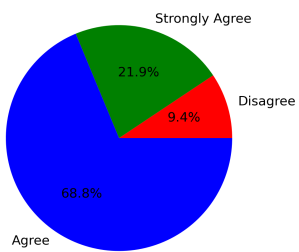
6. How is the mentorship and counselling process in the department?

Strongly Agree [4] =0 Agree [3] =53.12% Disagree [2] =12.5% Not sure [1] =6.25%



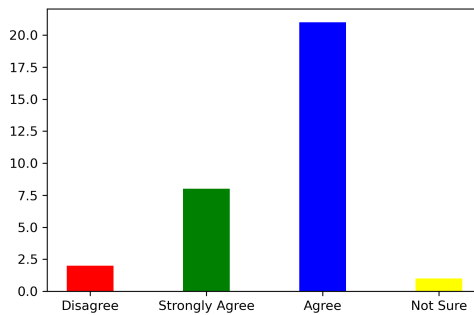
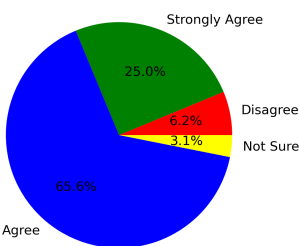
7. How is the overall learning environment?

Strongly Agree [4] =0 Agree [3] =68.75% Disagree [2] =9.38% Not sure [1] =0



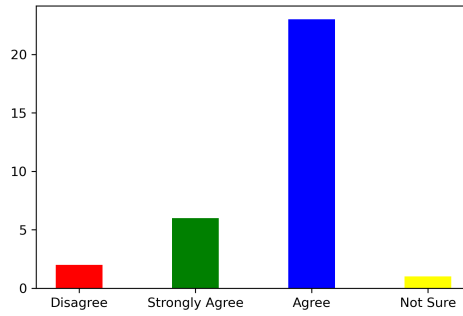
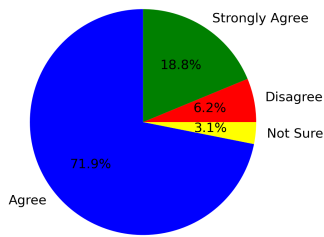
8. Did you improve your communication skill?

Strongly Agree [4] =0 Agree [3] =65.62% Disagree [2] =6.25% Not sure [1] =3.12%



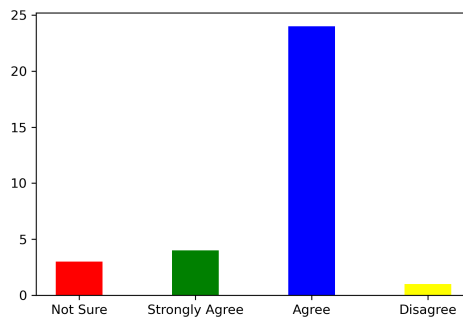
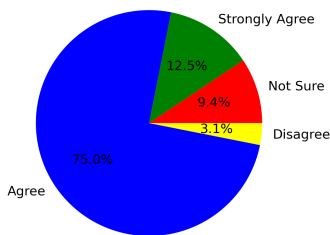
9. Are the teachers able to demonstrate the required knowledge and skills?

Strongly Agree [4] =0 Agree [3] =71.88% Disagree [2] =6.25% Not sure [1] =3.12%



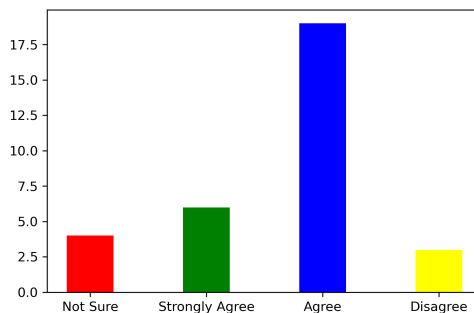
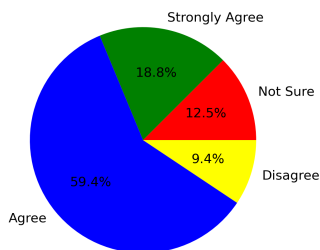
10. Is the pedagogy used by the teachers effective and interesting?

Strongly Agree [4]=0 Agree [3]=75.0% Disagree [2]=3.12% Not sure [1]=9.38%



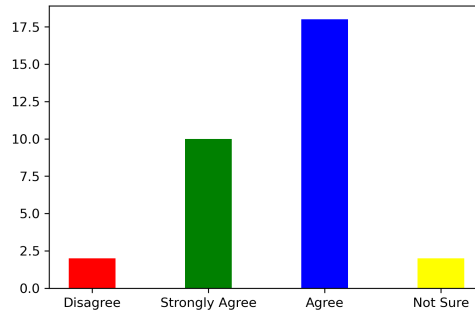
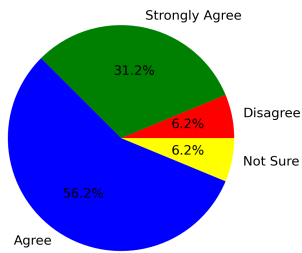
11. Are the opportunities provided for cocurricular and extracurricular activities?

Strongly Agree [4]=0 Agree [3]=59.38% Disagree [2]=9.38% Not sure [1]=12.5%



12. Are events (workshop/seminar/webinar etc.) conducted for the holistic development of the students and to bridge industry-academia gap?

Strongly Agree [4]=0 Agree [3]=56.25% Disagree [2]=6.25% Not sure [1]=6.25%



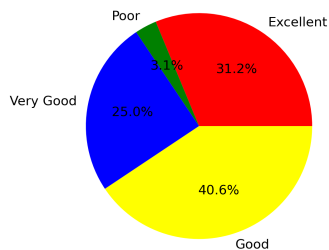
Summary

Strongly Agree: 0.0%
 Agree: 82.37%
 Disagree: 11.22%
 Not Sure: 6.41%

Feedback on Facilities

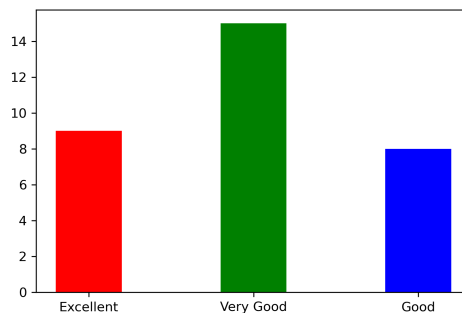
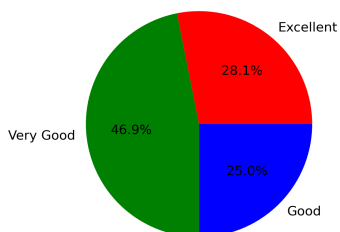
1. Laboratory facility

Excellent [4] =31.25% Very Good [3] =25.0% Good [2] =40.62% Poor [1] =3.12%



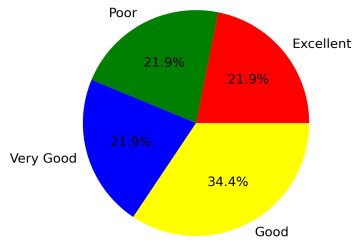
2. Library facility

Excellent [4] =28.12% Very Good [3] =46.88% Good [2] =25.0% Poor [1] =0



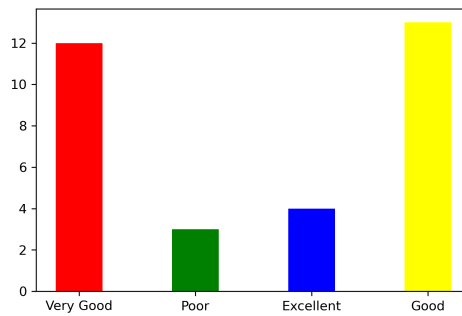
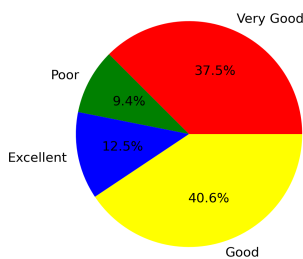
3. Hostel facility (if applicable)

Excellent [4] =21.88% Very Good [3] =21.88% Good [2] =34.38% Poor [1] =21.88%



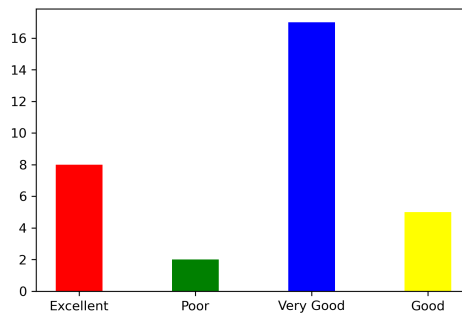
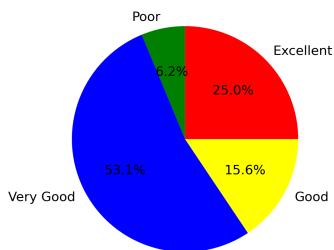
4. Sports facility

Excellent [4] =12.5% Very Good [3] =37.5% Good [2] =40.62% Poor [1] =9.38%



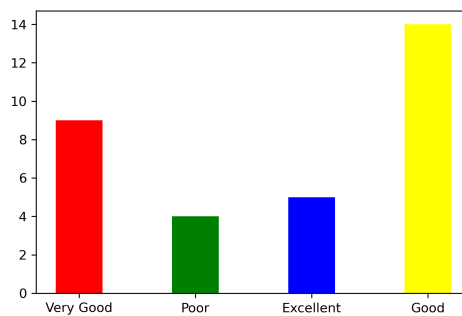
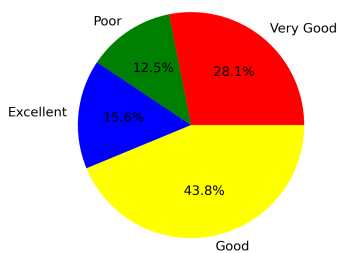
5. Water facility

Excellent [4] =25.0% Very Good [3] =53.12% Good [2] =15.62% Poor [1] =6.25%



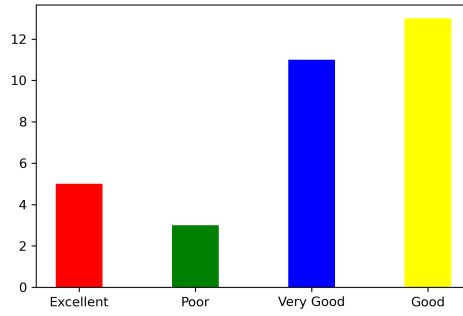
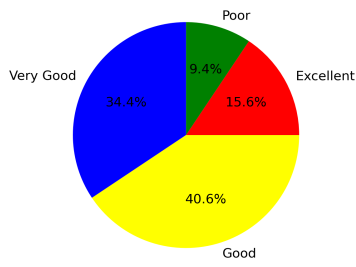
6. Cleanliness and Hygiene

Excellent [4] =15.62% Very Good [3] =28.12% Good [2] =43.75% Poor [1] =12.5%



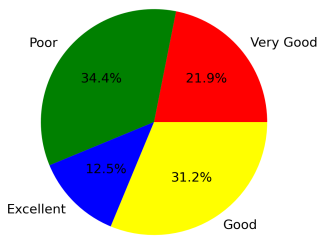
7. Canteen facility

Excellent [4] =15.62% Very Good [3] =34.38% Good [2] =40.62% Poor [1] =9.38%



8. Internet facility

Excellent [4] =12.5% Very Good [3] =21.88% Good [2] =31.25% Poor [1] =34.38%



Summary

Excellent: 20.31%
Very Good: 33.59%
Good: 33.98%
Poor: 12.11%

This is a computer generated statement and does not require a signature.