



## Semester End Feedback

Academic Year: 2022-23

### COMPUTER SCIENCE ENGINEERING

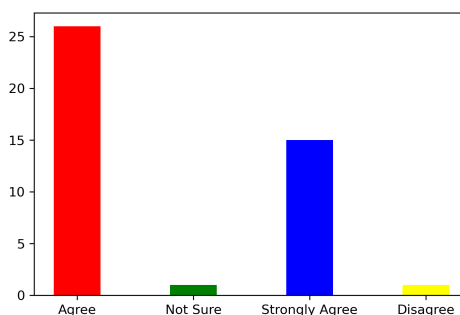
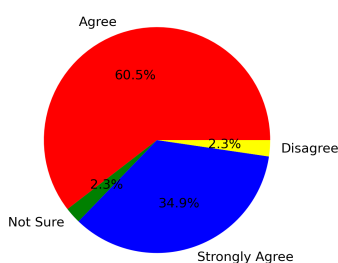
(Third Year)

### Feedback on Academics

Total No. of Students participated in the survey: 43

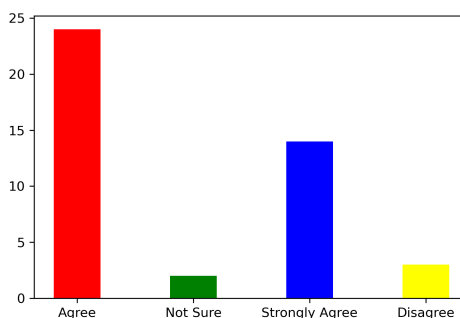
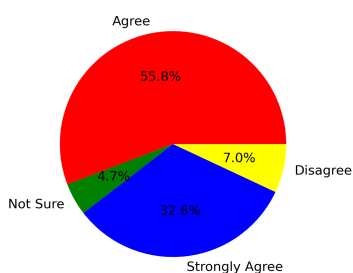
#### 1. Did you acquire any new technical or scientific knowledge?

Strongly Agree [4] =34.88% Agree [3] =60.47% Disagree [2] =2.33% Not sure [1] =2.33%



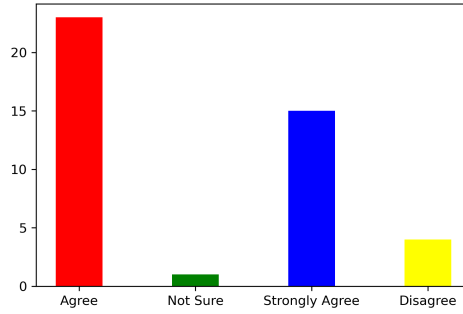
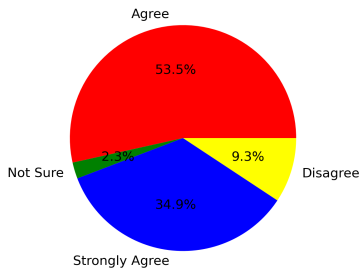
#### 2. Are you able to apply the knowledge and skills you gained in real life problem solving?

Strongly Agree [4] =32.56% Agree [3] =55.81% Disagree [2] =6.98% Not sure [1] =4.65%



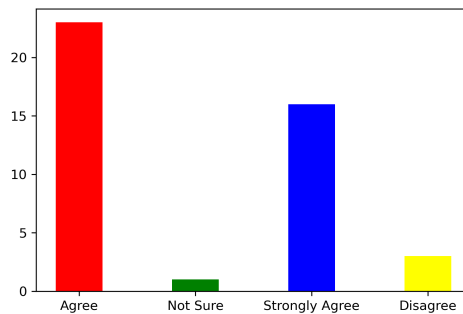
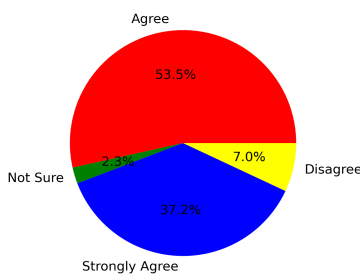
#### 3. Are the subjects you studied relevant to the current industry need?

Strongly Agree [4] =34.88% Agree [3] =53.49% Disagree [2] =9.3% Not sure [1] =2.33%



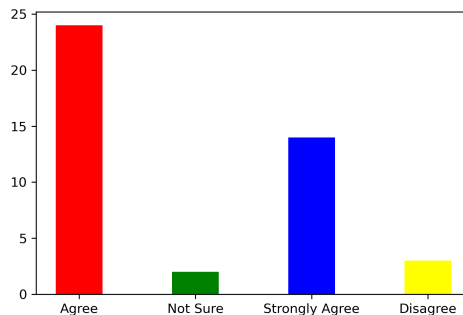
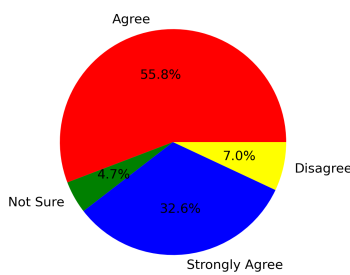
**4. Availability and adequacy of modern tools in the laboratories?**

Strongly Agree [4] =37.21% Agree [3] =53.49% Disagree [2] =6.98% Not sure [1] =2.33%



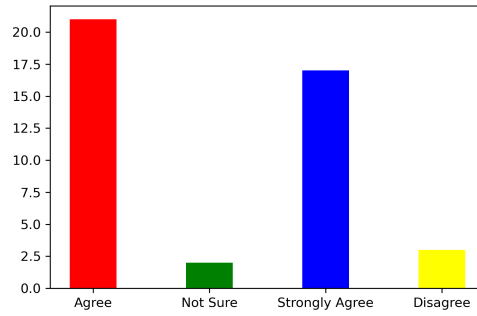
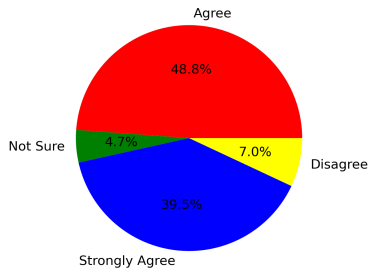
**5. Are the experiments/practical prescribed in the subjects/courses helpful for your future?**

Strongly Agree [4] =32.56% Agree [3] =55.81% Disagree [2] =6.98% Not sure [1] =4.65%



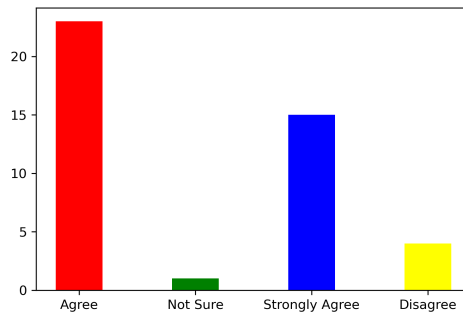
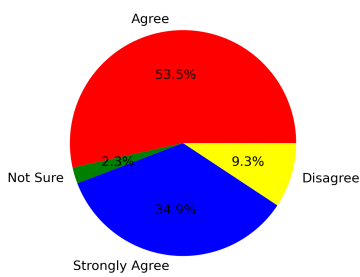
**6. How is the mentorship and counselling process in the department?**

Strongly Agree [4] =39.53% Agree [3] =48.84% Disagree [2] =6.98% Not sure [1] =4.65%



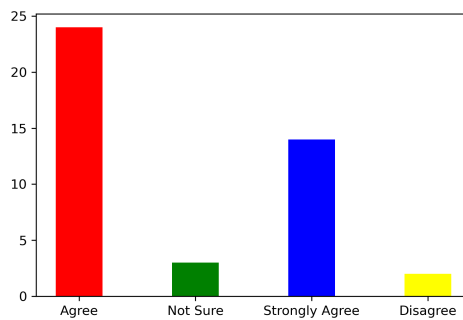
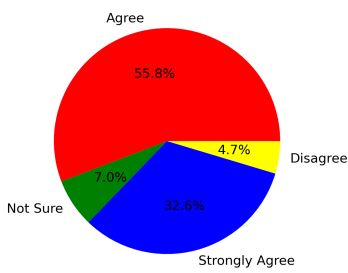
**7. How is the overall learning environment?**

Strongly Agree [4] =34.88% Agree [3] =53.49% Disagree [2] =9.3% Not sure [1] =2.33%



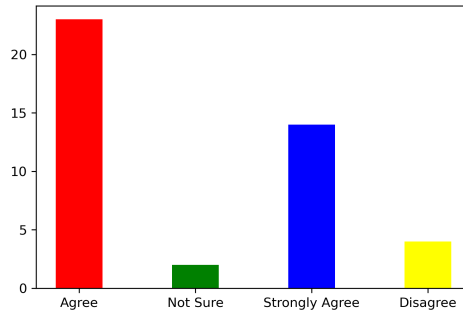
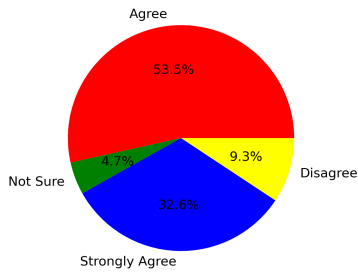
**8. Did you improve your communication skill?**

Strongly Agree [4] =32.56% Agree [3] =55.81% Disagree [2] =4.65% Not sure [1] =6.98%



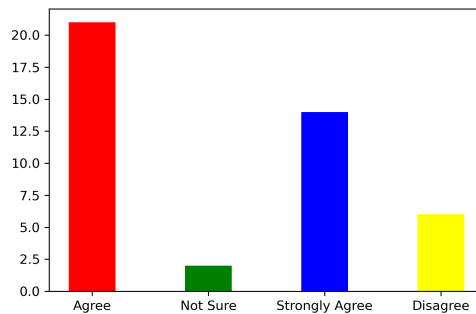
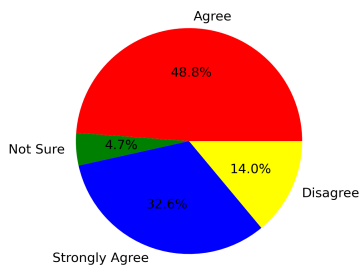
**9. Are the teachers able to demonstrate the required knowledge and skills?**

Strongly Agree [4] =32.56% Agree [3] =53.49% Disagree [2] =9.3% Not sure [1] =4.65%



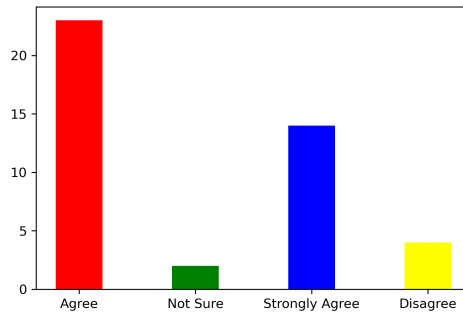
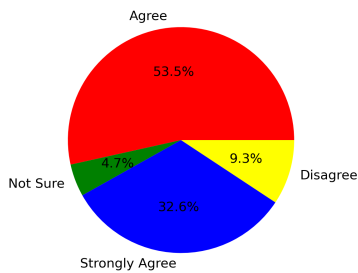
**10. Is the pedagogy used by the teachers effective and interesting?**

Strongly Agree [4] =32.56% Agree [3] =48.84% Disagree [2] =13.95% Not sure [1] =4.65%



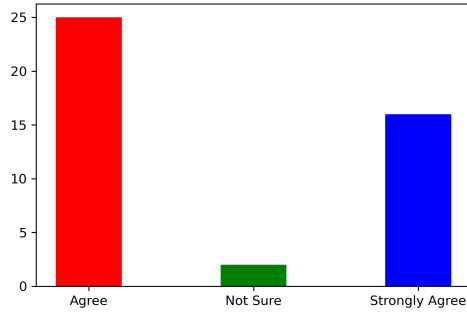
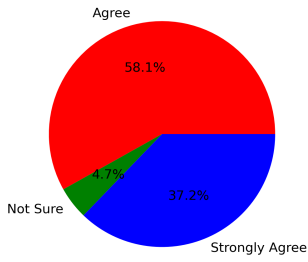
**11. Are the opportunities provided for cocurricular and extracurricular activities?**

Strongly Agree [4] =32.56% Agree [3] =53.49% Disagree [2] =9.3% Not sure [1] =4.65%



**12. Are events (workshop/seminar/webinar etc.) conducted for the holistic development of the students and to bridge industry-academia gap?**

Strongly Agree [4] =37.21% Agree [3] =58.14% Disagree [2] =0 Not sure [1] =4.65%



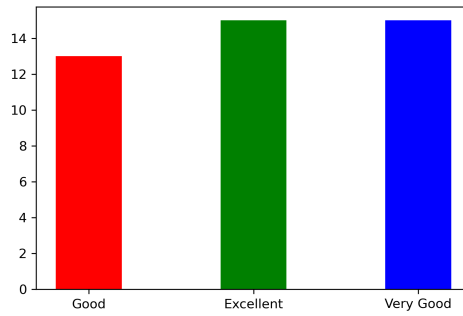
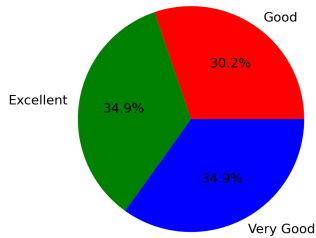
### Summary

Strongly Agree: 34.5%  
 Agree: 54.26%  
 Disagree: 7.17%  
 Not Sure: 4.07%

### Feedback on Facilities

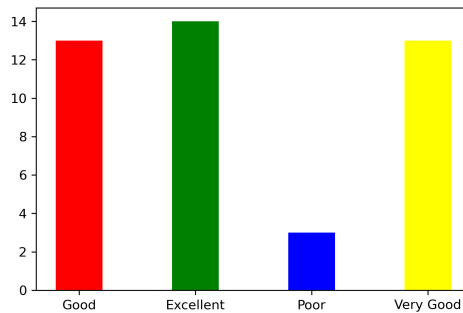
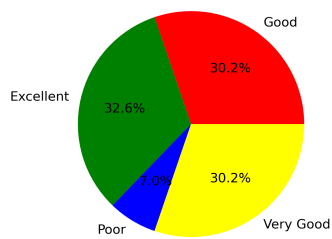
#### 1. Laboratory facility

Excellent [4] =34.88% Very Good [3] =34.88% Good [2] =30.23% Poor [1] =0



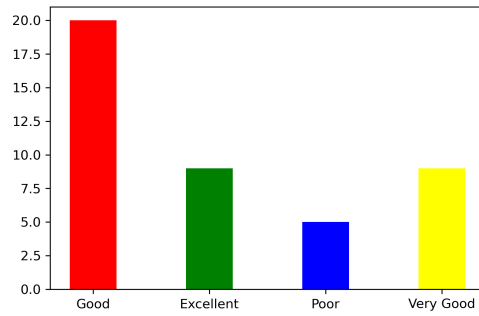
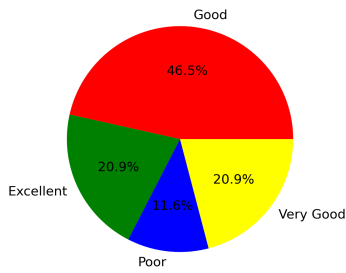
#### 2. Library facility

Excellent [4] =32.56% Very Good [3] =30.23% Good [2] =30.23% Poor [1] =6.98%



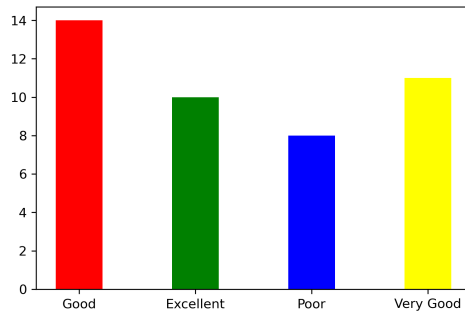
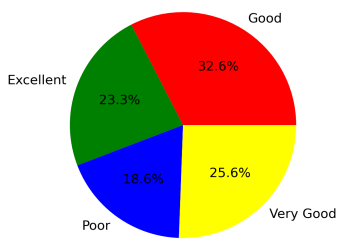
#### 3. Hostel facility (if applicable)

Excellent [4] =20.93% Very Good [3] =20.93% Good [2] =46.51% Poor [1] =11.63%



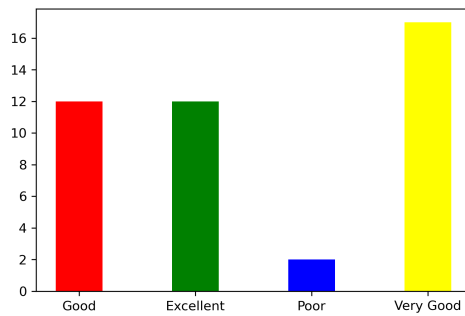
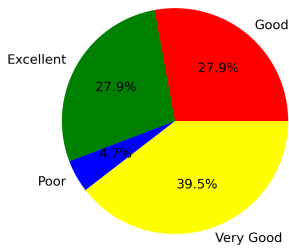
#### 4. Sports facility

Excellent [4] =23.26% Very Good [3] =25.58% Good [2] =32.56% Poor [1] =18.6%



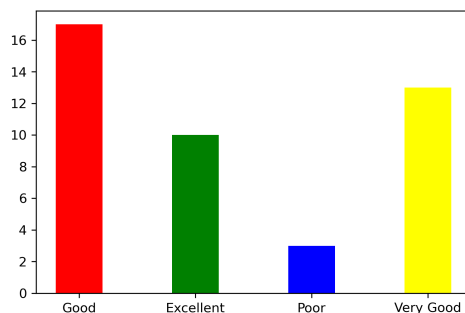
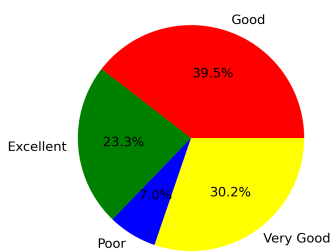
#### 5. Water facility

Excellent [4] =27.91% Very Good [3] =39.53% Good [2] =27.91% Poor [1] =4.65%



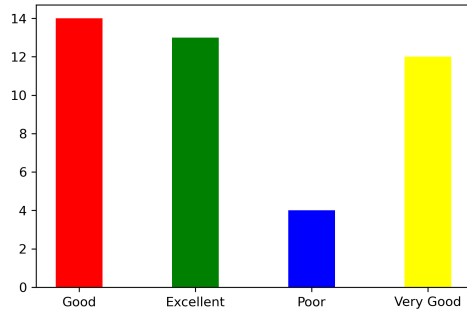
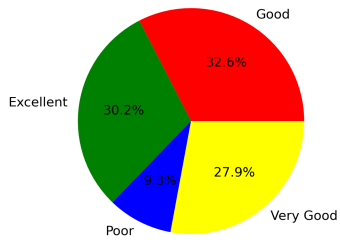
#### 6. Cleanliness and Hygiene

Excellent [4] =23.26% Very Good [3] =30.23% Good [2] =39.53% Poor [1] =6.98%



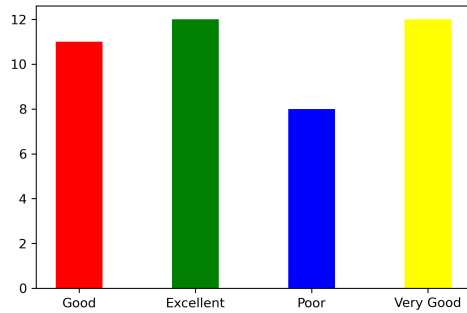
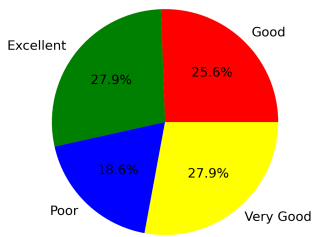
#### 7. Canteen facility

Excellent [4] =30.23% Very Good [3] =27.91% Good [2] =32.56% Poor [1] =9.3%



### 8. Internet facility

Excellent [4] =27.91% Very Good [3] =27.91% Good [2] =25.58% Poor [1] =18.6%



---

### Summary

Excellent: 27.62%  
Very Good: 29.65%  
Good: 33.14%  
Poor: 9.59%

---

**This is a computer generated statement and does not require a signature.**