



Semester End Feedback

Academic Year: 2022-23

CIVIL ENGINEERING

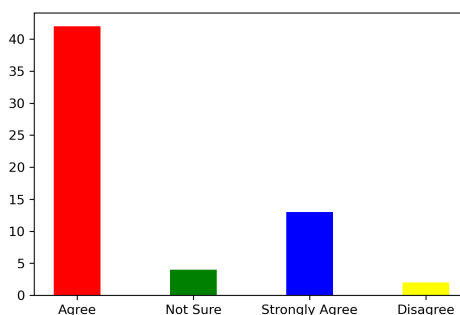
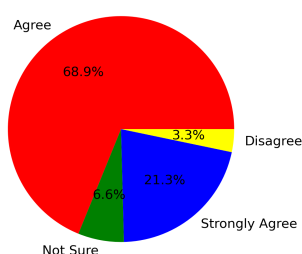
(Third Year)

Feedback on Academics

Total No. of Students participated in the survey: 61

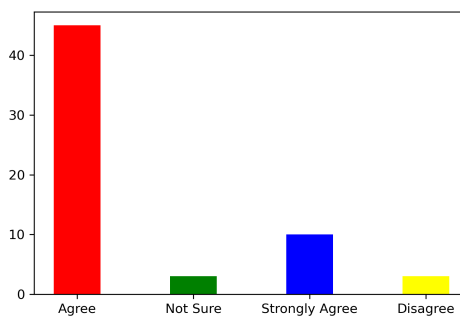
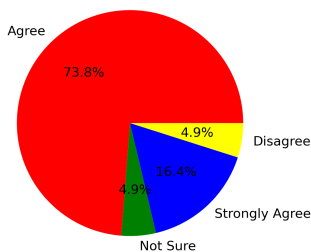
1. Did you acquire any new technical or scientific knowledge?

Strongly Agree [4] =21.31% Agree [3] =68.85% Disagree [2] =3.28% Not sure [1] =6.56%



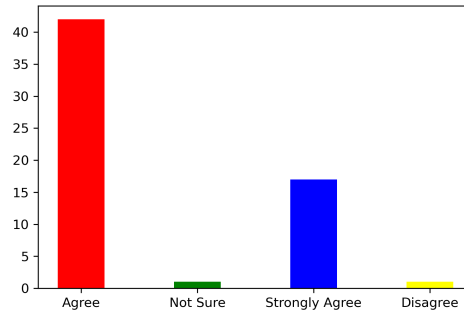
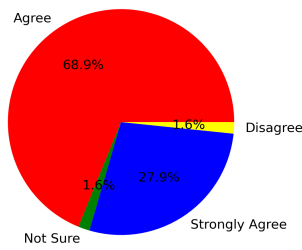
2. Are you able to apply the knowledge and skills you gained in real life problem solving?

Strongly Agree [4] =16.39% Agree [3] =73.77% Disagree [2] =4.92% Not sure [1] =4.92%



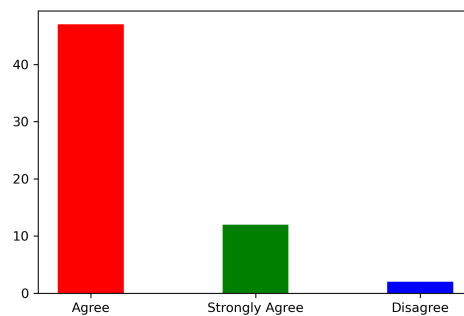
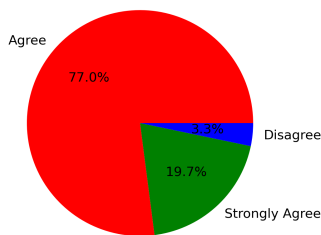
3. Are the subjects you studied relevant to the current industry need?

Strongly Agree [4] =27.87% Agree [3] =68.85% Disagree [2] =1.64% Not sure [1] =1.64%



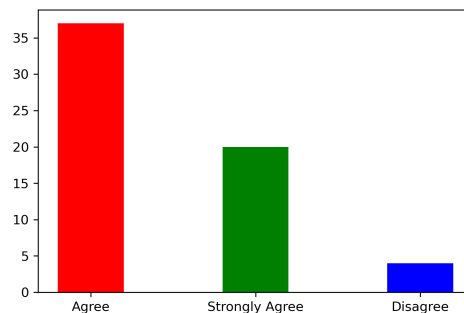
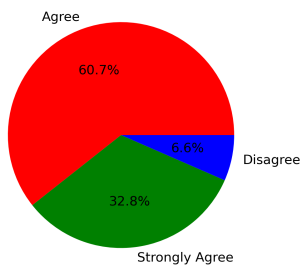
4. Availability and adequacy of modern tools in the laboratories?

Strongly Agree [4] =19.67% Agree [3] =77.05% Disagree [2] =3.28% Not sure [1] =0



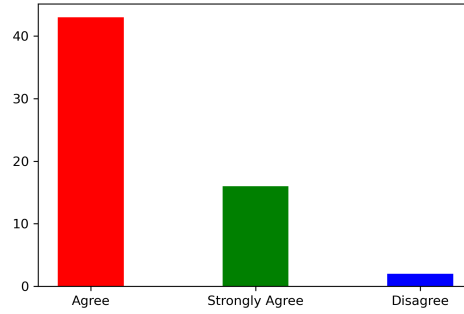
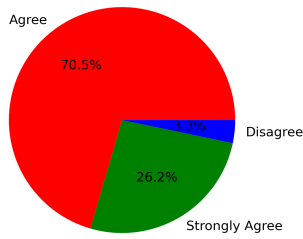
5. Are the experiments/practical prescribed in the subjects/courses helpful for your future?

Strongly Agree [4] =32.79% Agree [3] =60.66% Disagree [2] =6.56% Not sure [1] =0



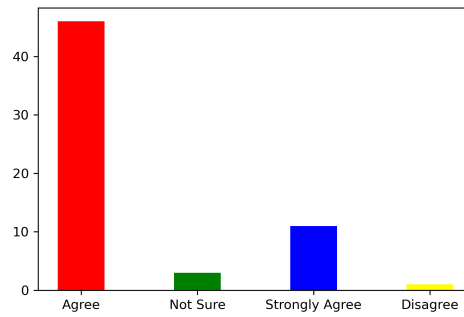
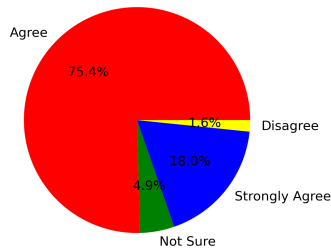
6. How is the mentorship and counselling process in the department?

Strongly Agree [4] =26.23% Agree [3] =70.49% Disagree [2] =3.28% Not sure [1] =0



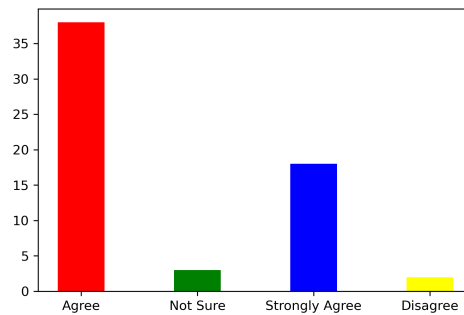
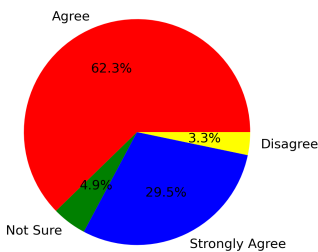
7. How is the overall learning environment?

Strongly Agree [4] =18.03% Agree [3] =75.41% Disagree [2] =1.64% Not sure [1] =4.92%



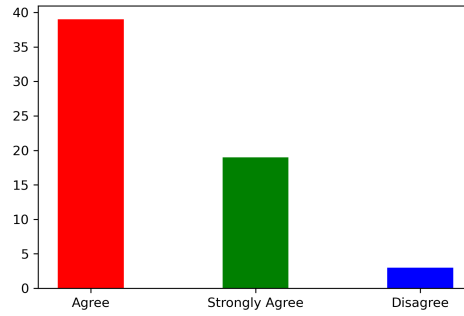
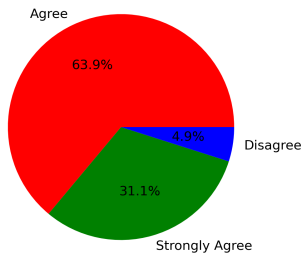
8. Did you improve your communication skill?

Strongly Agree [4] =29.51% Agree [3] =62.3% Disagree [2] =3.28% Not sure [1] =4.92%



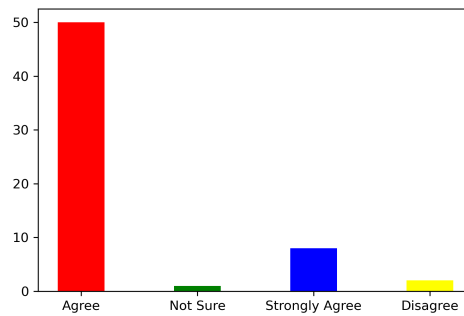
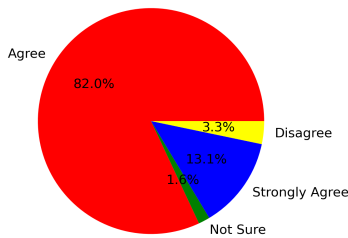
9. Are the teachers able to demonstrate the required knowledge and skills?

Strongly Agree [4] =31.15% Agree [3] =63.93% Disagree [2] =4.92% Not sure [1] =0



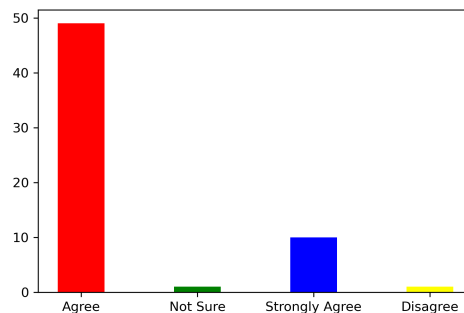
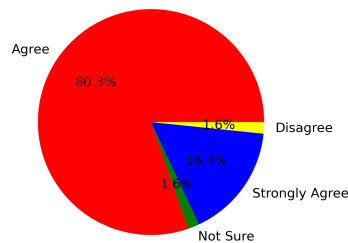
10. Is the pedagogy used by the teachers effective and interesting?

Strongly Agree [4] =13.11% Agree [3] =81.97% Disagree [2] =3.28% Not sure [1] =1.64%



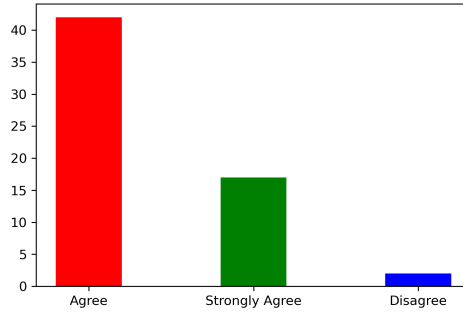
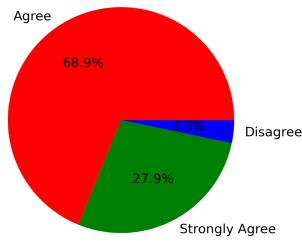
11. Are the opportunities provided for cocurricular and extracurricular activities?

Strongly Agree [4] =16.39% Agree [3] =80.33% Disagree [2] =1.64% Not sure [1] =1.64%



12. Are events (workshop/seminar/webinar etc.) conducted for the holistic development of the students and to bridge industry-academia gap?

Strongly Agree [4] =27.87% Agree [3] =68.85% Disagree [2] =3.28% Not sure [1] =0



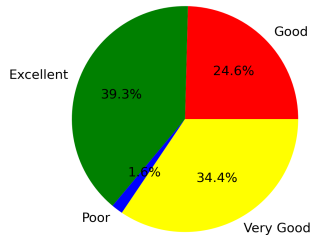
Summary

Strongly Agree: 23.36%
 Agree: 71.04%
 Disagree: 3.42%
 Not Sure: 2.19%

Feedback on Facilities

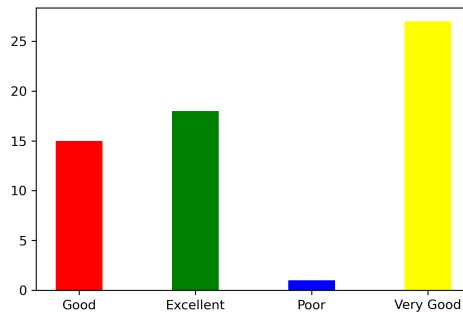
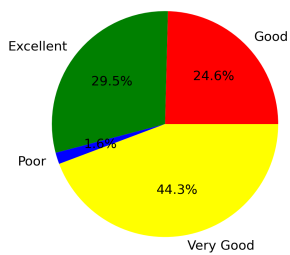
1. Laboratory facility

Excellent [4] =39.34% Very Good [3] =34.43% Good [2] =24.59% Poor [1] =1.64%



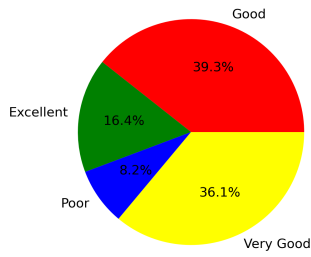
2. Library facility

Excellent [4] =29.51% Very Good [3] =44.26% Good [2] =24.59% Poor [1] =1.64%



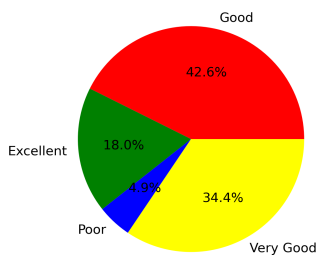
3. Hostel facility (if applicable)

Excellent [4] =16.39% Very Good [3] =36.07% Good [2] =39.34% Poor [1] =8.2%



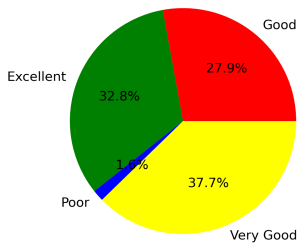
4. Sports facility

Excellent [4] =18.03% Very Good [3] =34.43% Good [2] =42.62% Poor [1] =4.92%



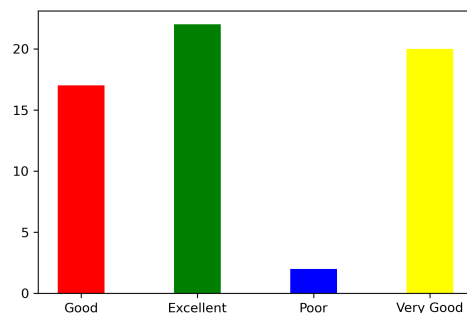
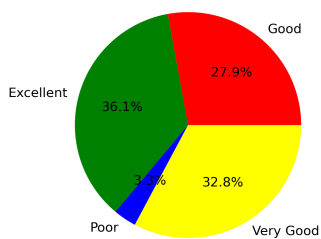
5. Water facility

Excellent [4] =32.79% Very Good [3] =37.7% Good [2] =27.87% Poor [1] =1.64%



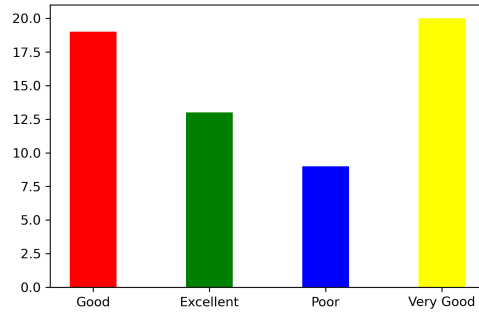
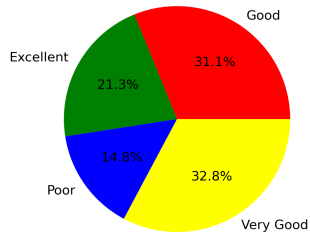
6. Cleanliness and Hygiene

Excellent [4] =36.07% Very Good [3] =32.79% Good [2] =27.87% Poor [1] =3.28%



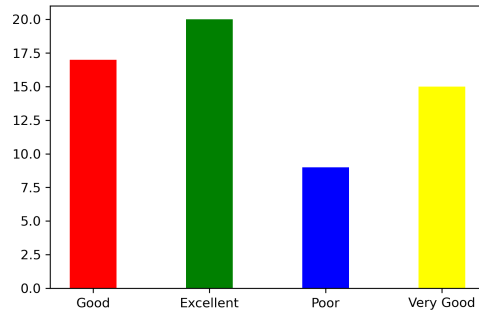
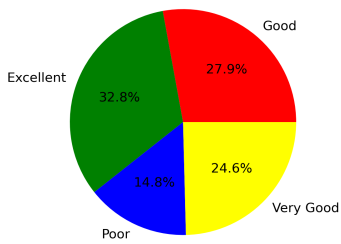
7. Canteen facility

Excellent [4] =21.31% Very Good [3] =32.79% Good [2] =31.15% Poor [1] =14.75%



8. Internet facility

Excellent [4] =32.79% Very Good [3] =24.59% Good [2] =27.87% Poor [1] =14.75%



Summary

Excellent: 28.28%
Very Good: 34.63%
Good: 30.74%
Poor: 6.35%

This is a computer generated statement and does not require a signature.