



Semester End Feedback

Academic Year: 2022-23

ELECTRONICS & COMMUNICATION ENGINEERING

(Third Year)

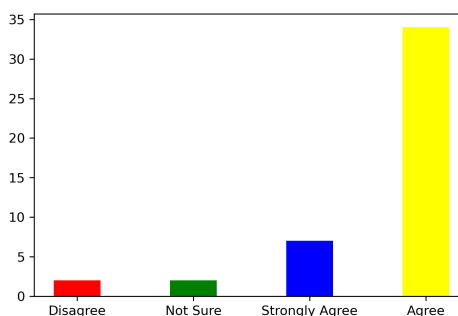
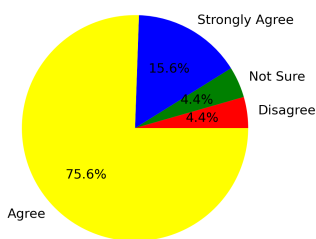
Even Semester

Feedback on Academics

Total No. of Students participated in the survey: 45

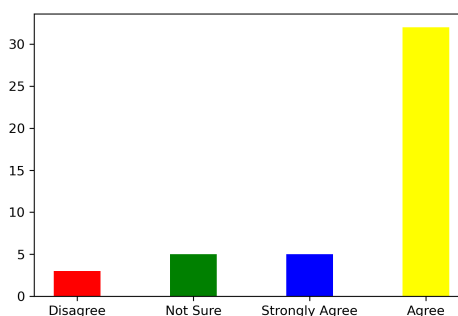
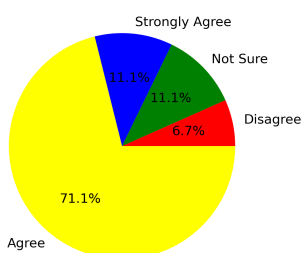
1. Did you acquire any new technical or scientific knowledge?

Strongly Agree [4] =15.56% Agree [3] =75.56% Disagree [2] =4.44% Not sure [1] =4.44%



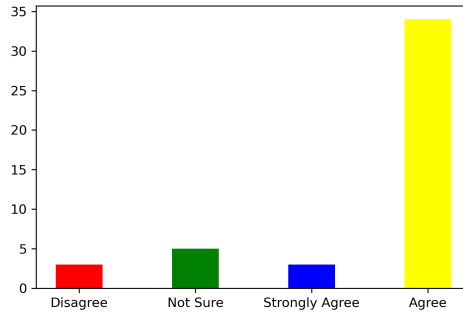
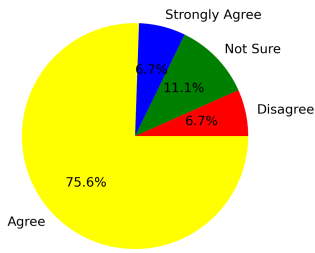
2. Are you able to apply the knowledge and skills you gained in real life problem solving?

Strongly Agree [4] =11.11% Agree [3] =71.11% Disagree [2] =6.67% Not sure [1] =11.11%



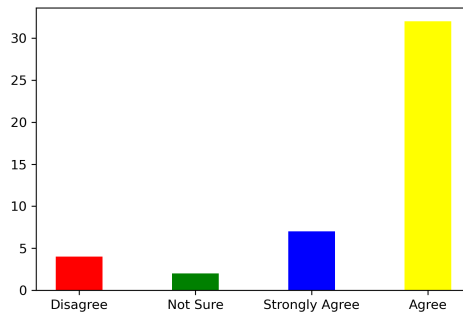
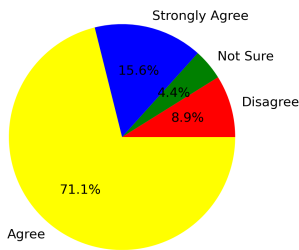
3. Are the subjects you studied relevant to the current industry need?

Strongly Agree [4] =6.67% Agree [3] =75.56% Disagree [2] =6.67% Not sure [1] =11.11%



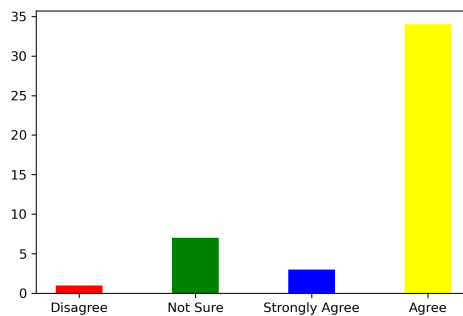
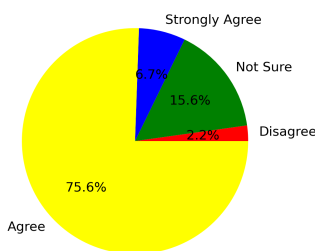
4. Availability and adequacy of modern tools in the laboratories?

Strongly Agree [4] =15.56% Agree [3] =71.11% Disagree [2] =8.89% Not sure [1] =4.44%



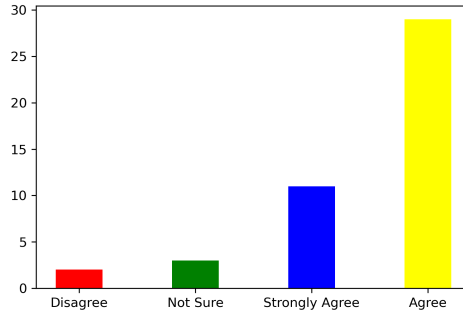
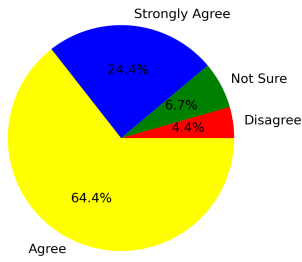
5. Are the experiments/practical prescribed in the subjects/courses helpful for your future?

Strongly Agree [4] =6.67% Agree [3] =75.56% Disagree [2] =2.22% Not sure [1] =15.56%



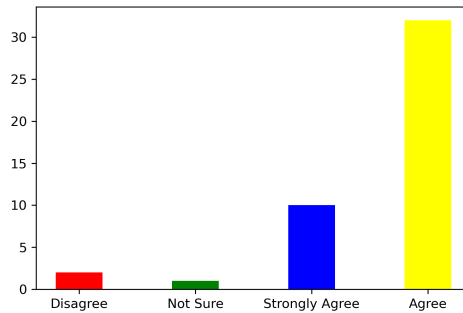
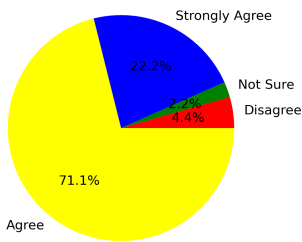
6. How is the mentorship and counselling process in the department?

Strongly Agree [4] =24.44% Agree [3] =64.44% Disagree [2] =4.44% Not sure [1] =6.67%



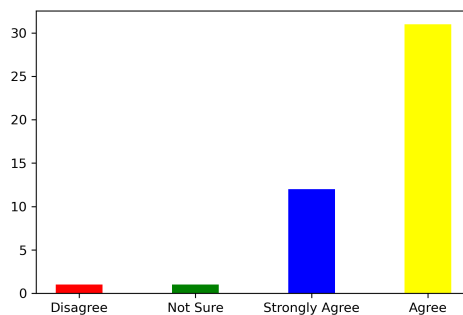
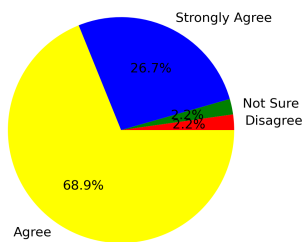
7. How is the overall learning environment?

Strongly Agree [4] =22.22% Agree [3] =71.11% Disagree [2] =4.44% Not sure [1] =2.22%



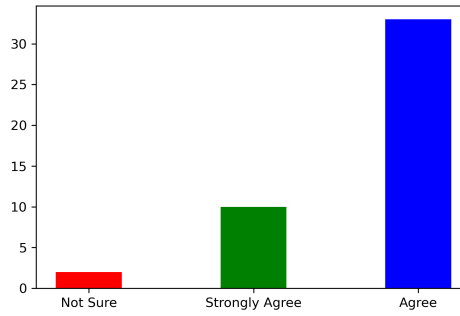
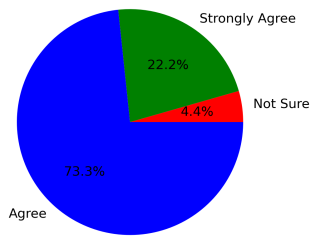
8. Did you improve your communication skill?

Strongly Agree [4] =26.67% Agree [3] =68.89% Disagree [2] =2.22% Not sure [1] =2.22%



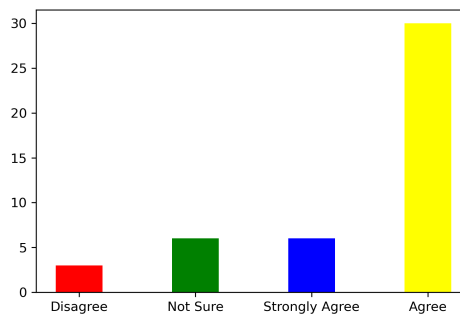
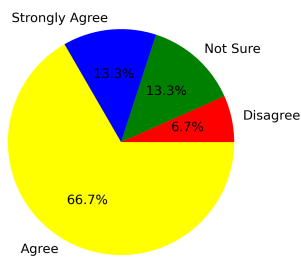
9. Are the teachers able to demonstrate the required knowledge and skills?

Strongly Agree [4] =22.22% Agree [3] =73.33% Disagree [2] =0 Not sure [1] =4.44%



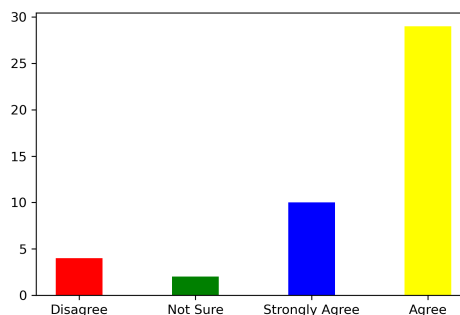
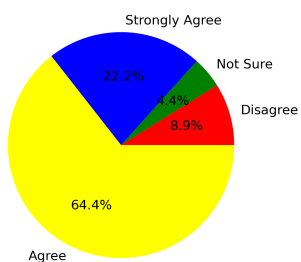
10. Is the pedagogy used by the teachers effective and interesting?

Strongly Agree [4] =13.33% Agree [3] =66.67% Disagree [2] =6.67% Not sure [1] =13.33%



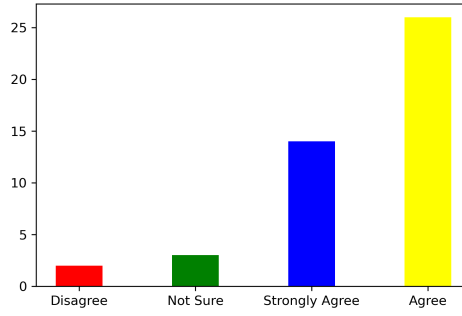
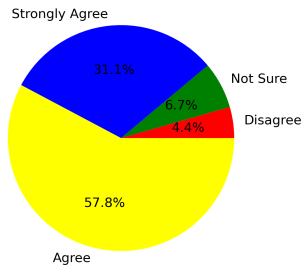
11. Are the opportunities provided for cocurricular and extracurricular activities?

Strongly Agree [4] =22.22% Agree [3] =64.44% Disagree [2] =8.89% Not sure [1] =4.44%



12. Are events (workshop/seminar/webinar etc.) conducted for the holistic development of the students and to bridge industry-academia gap?

Strongly Agree [4] =31.11% Agree [3] =57.78% Disagree [2] =4.44% Not sure [1] =6.67%



Summary

Strongly Agree: 18.15%

Agree: 69.63%

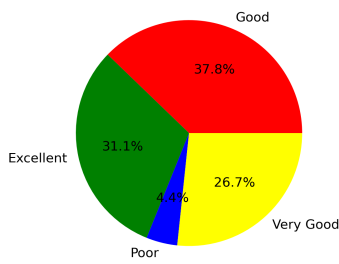
Disagree: 5.0%

Not Sure: 7.22%

Feedback on Facilities

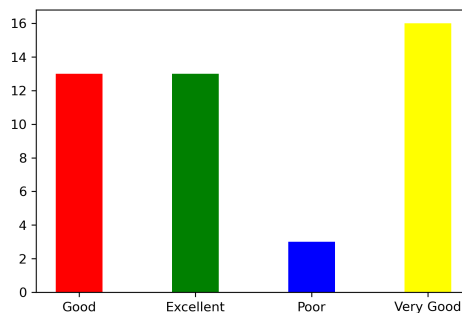
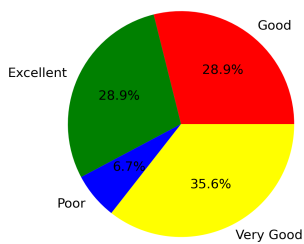
1. Laboratory facility

Excellent [4] =31.11% Very Good [3] =26.67% Good [2] =37.78% Poor [1] =4.44%



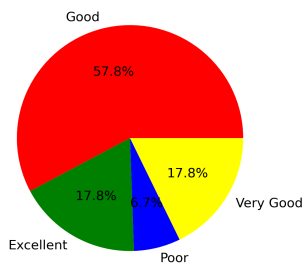
2. Library facility

Excellent [4] =28.89% Very Good [3] =35.56% Good [2] =28.89% Poor [1] =6.67%



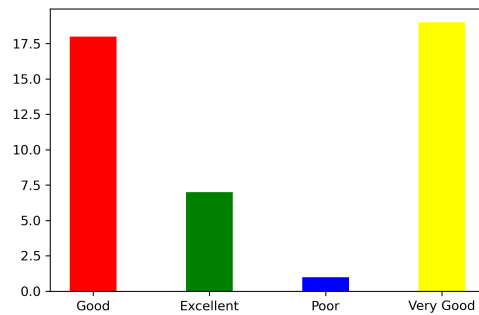
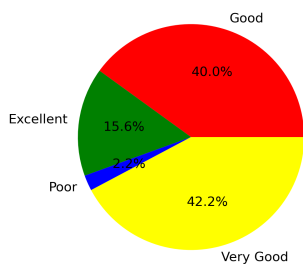
3. Hostel facility (if applicable)

Excellent [4] =17.78% Very Good [3] =17.78% Good [2] =57.78% Poor [1] =6.67%



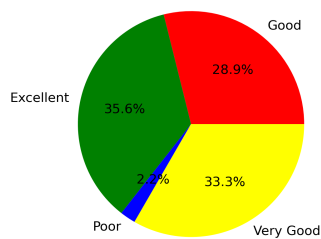
4. Sports facility

Excellent [4] =15.56% Very Good [3] =42.22% Good [2] =40.0% Poor [1] =2.22%



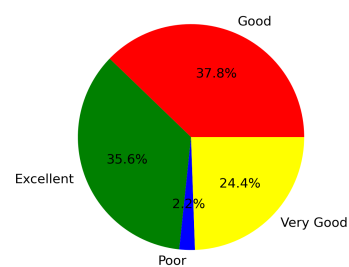
5. Water facility

Excellent [4] =35.56% Very Good [3] =33.33% Good [2] =28.89% Poor [1] =2.22%



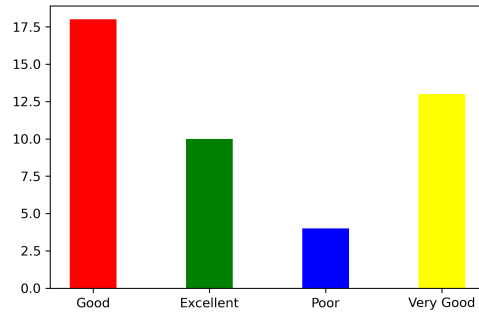
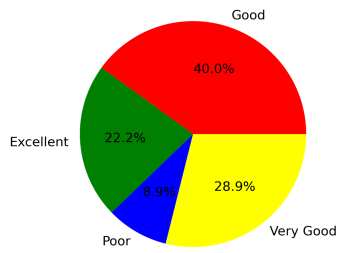
6. Cleanliness and Hygiene

Excellent [4] =35.56% Very Good [3] =24.44% Good [2] =37.78% Poor [1] =2.22%



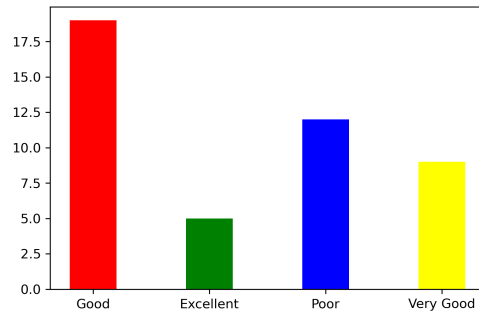
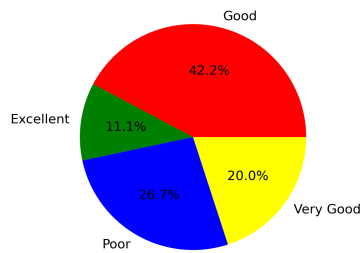
7. Canteen facility

Excellent [4] =22.22% Very Good [3] =28.89% Good [2] =40.0% Poor [1] =8.89%



8. Internet facility

Excellent [4] =11.11% Very Good [3] =20.0% Good [2] =42.22% Poor [1] =26.67%



Summary

Excellent: 24.72%
Very Good: 28.61%
Good: 39.17%
Poor: 7.5%

This is a computer generated statement and does not require a signature.