



Semester End Feedback

Academic Year: 2022-23

MECHANICAL ENGINEERING

(Final Year)

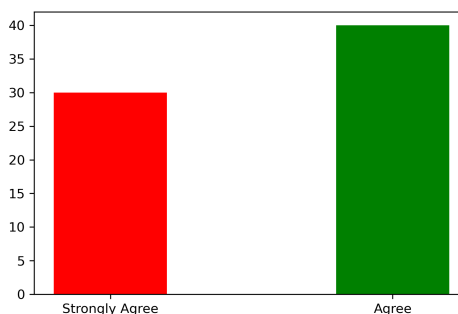
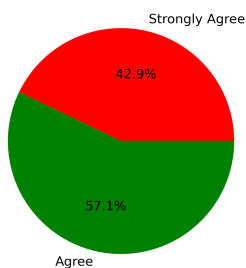
Even Semester

Feedback on Academics

Total No. of Students participated in the survey: 70

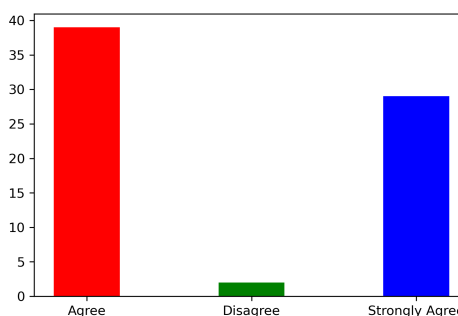
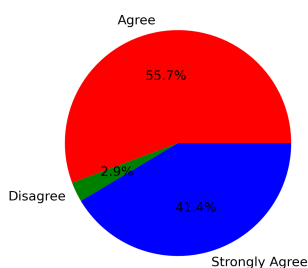
1. Did you acquire any new technical or scientific knowledge?

Strongly Agree [4] =42.86% Agree [3] =57.14% Disagree [2] =0 Not sure [1] =0



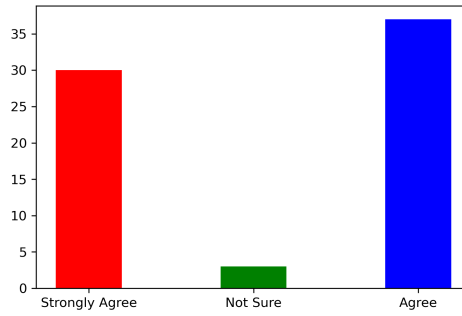
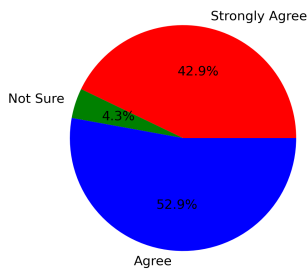
2. Are you able to apply the knowledge and skills you gained in real life problem solving?

Strongly Agree [4] =41.43% Agree [3] =55.71% Disagree [2] =2.86% Not sure [1] =0



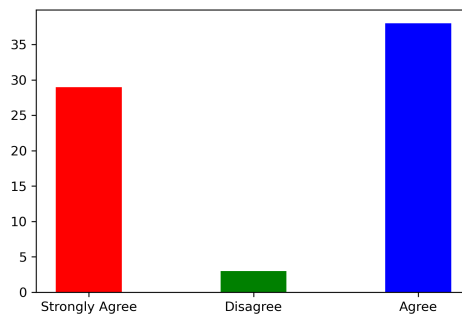
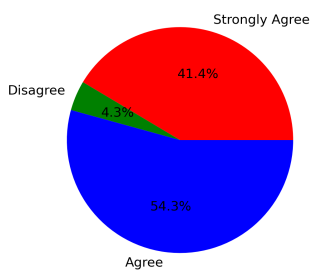
3. Are the subjects you studied relevant to the current industry need?

Strongly Agree [4] =42.86% Agree [3] =52.86% Disagree [2] =0 Not sure [1] =4.29%



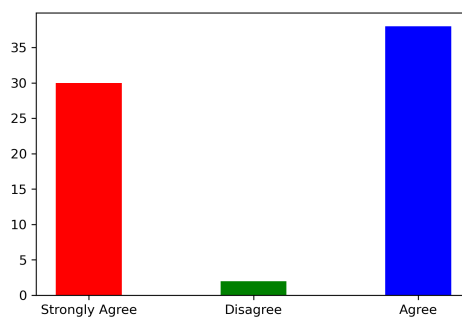
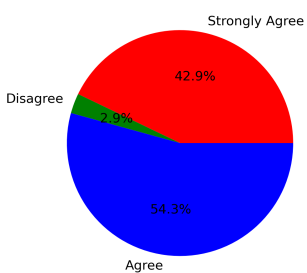
4. Availability and adequacy of modern tools in the laboratories?

Strongly Agree [4] =41.43% Agree [3] =54.29% Disagree [2] =4.29% Not sure [1] =0



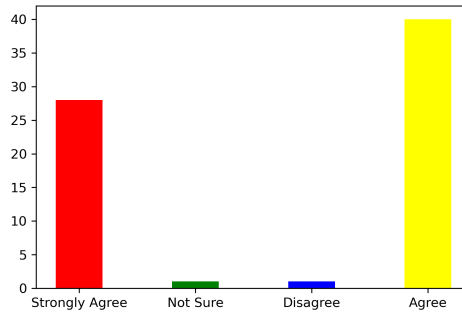
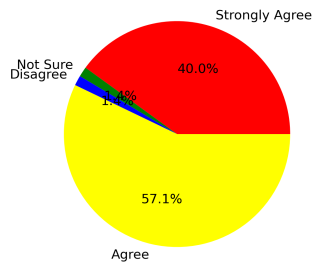
5. Are the experiments/practical prescribed in the subjects/courses helpful for your future?

Strongly Agree [4] =42.86% Agree [3] =54.29% Disagree [2] =2.86% Not sure [1] =0



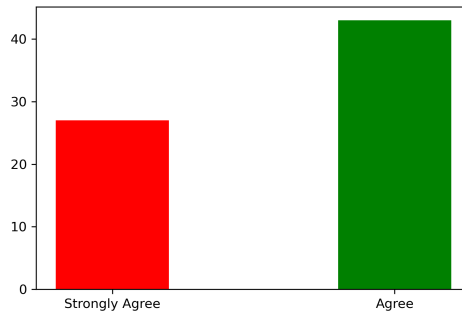
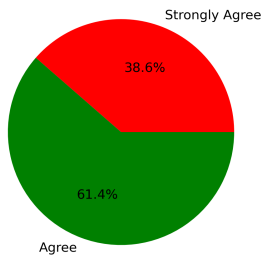
6. How is the mentorship and counselling process in the department?

Strongly Agree [4] =40.0% Agree [3] =57.14% Disagree [2] =1.43% Not sure [1] =1.43%



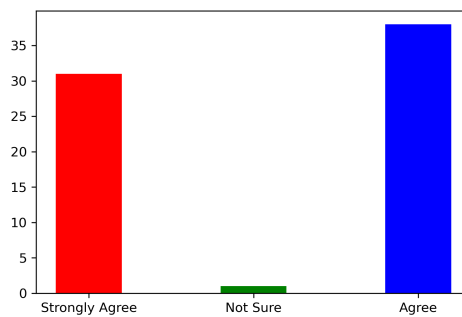
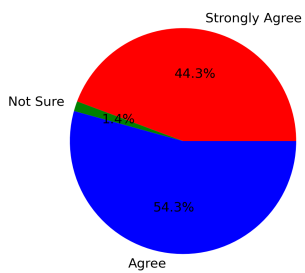
7. How is the overall learning environment?

Strongly Agree [4] =38.57% Agree [3] =61.43% Disagree [2] =0 Not sure [1] =0



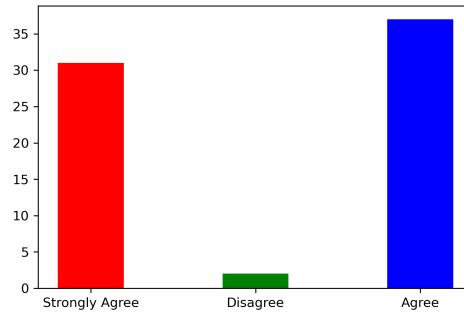
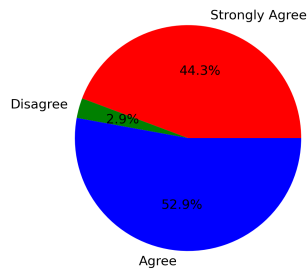
8. Did you improve your communication skill?

Strongly Agree [4] =44.29% Agree [3] =54.29% Disagree [2] =0 Not sure [1] =1.43%



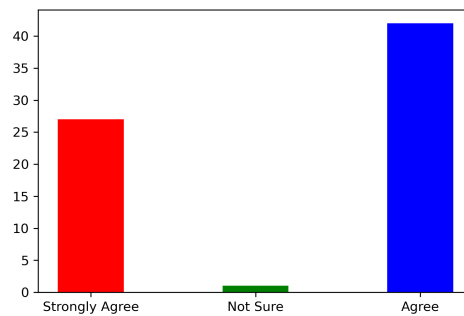
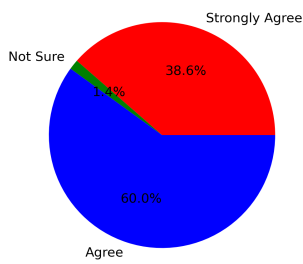
9. Are the teachers able to demonstrate the required knowledge and skills?

Strongly Agree [4] =44.29% Agree [3] =52.86% Disagree [2] =2.86% Not sure [1] =0



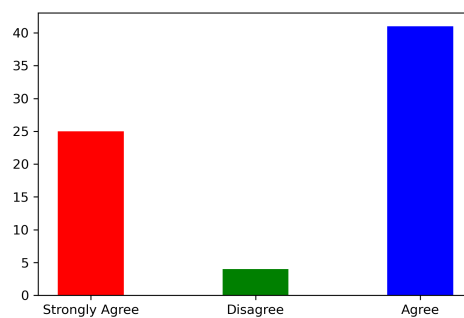
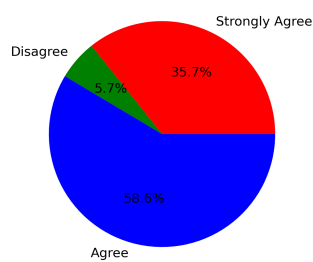
10. Is the pedagogy used by the teachers effective and interesting?

Strongly Agree [4] =38.57% Agree [3] =60.0% Disagree [2] =0 Not sure [1] =1.43%



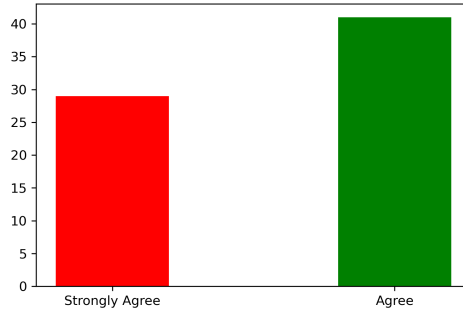
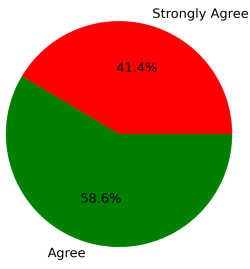
11. Are the opportunities provided for cocurricular and extracurricular activities?

Strongly Agree [4] =35.71% Agree [3] =58.57% Disagree [2] =5.71% Not sure [1] =0



12. Are events (workshop/seminar/webinar etc.) conducted for the holistic development of the students and to bridge industry-academia gap?

Strongly Agree [4] =41.43% Agree [3] =58.57% Disagree [2] =0 Not sure [1] =0



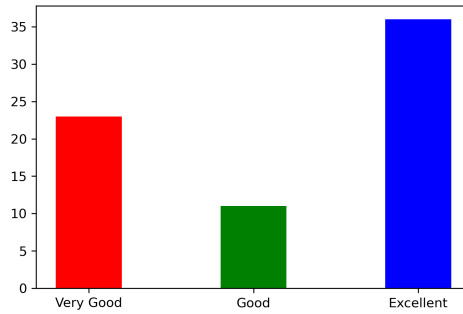
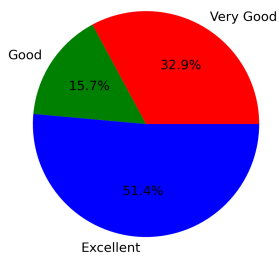
Summary

Strongly Agree: 41.19%
 Agree: 56.43%
 Disagree: 1.67%
 Not Sure: 0.71%

Feedback on Facilities

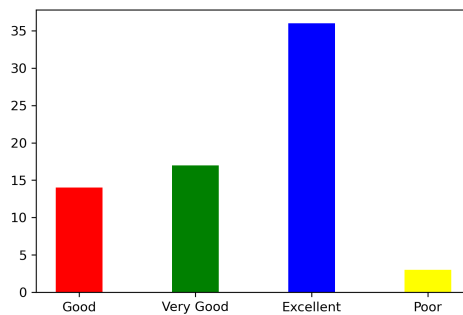
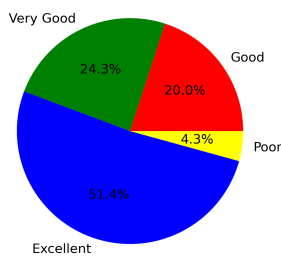
1. Laboratory facility

Excellent [4] =51.43% Very Good [3] =32.86% Good [2] =15.71% Poor [1] =0



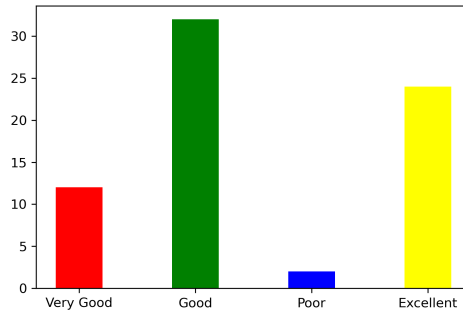
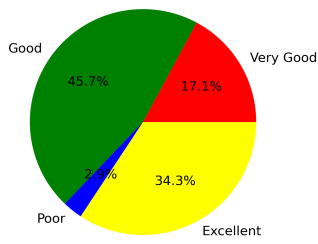
2. Library facility

Excellent [4] =51.43% Very Good [3] =24.29% Good [2] =20.0% Poor [1] =4.29%



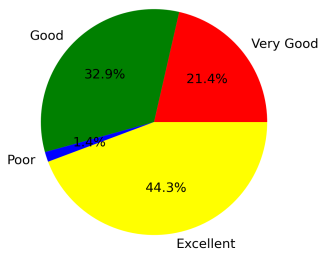
3. Hostel facility (if applicable)

Excellent [4] =34.29% Very Good [3] =17.14% Good [2] =45.71% Poor [1] =2.86%



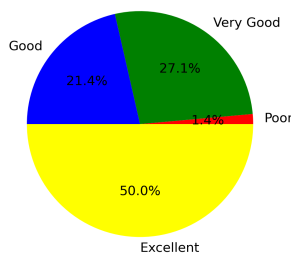
4. Sports facility

Excellent [4] =44.29% Very Good [3] =21.43% Good [2] =32.86% Poor [1] =1.43%



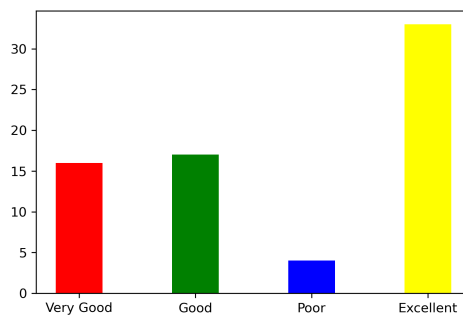
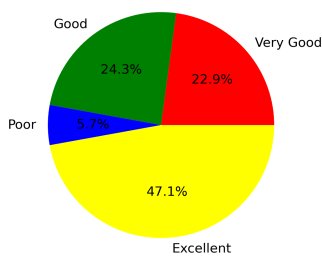
5. Water facility

Excellent [4] =50.0% Very Good [3] =27.14% Good [2] =21.43% Poor [1] =1.43%



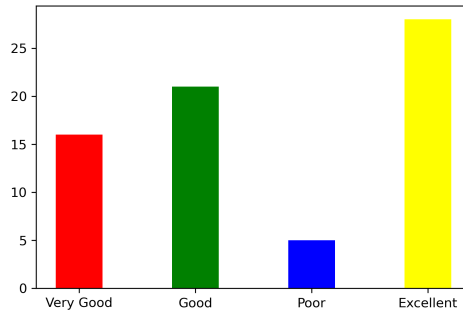
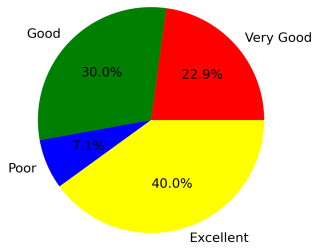
6. Cleanliness and Hygiene

Excellent [4] =47.14% Very Good [3] =22.86% Good [2] =24.29% Poor [1] =5.71%



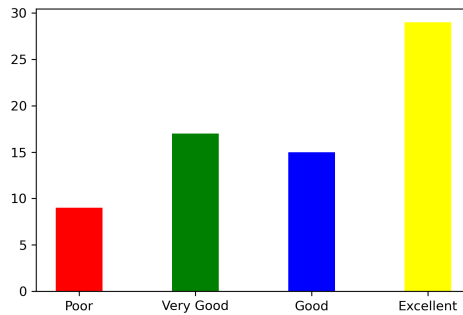
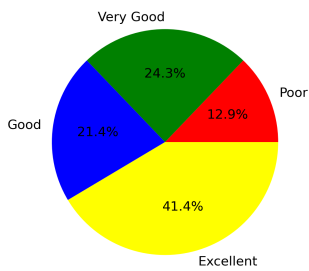
7. Canteen facility

Excellent [4] =40.0% Very Good [3] =22.86% Good [2] =30.0% Poor [1] =7.14%



8. Internet facility

Excellent [4] =41.43% Very Good [3] =24.29% Good [2] =21.43% Poor [1] =12.86%



Summary

Excellent: 45.0%
Very Good: 24.11%
Good: 26.43%
Poor: 4.46%

This is a computer generated statement and does not require a signature.