



## Semester End Feedback

Academic Year: 2022-23

### COMPUTER SCIENCE ENGINEERING

(Final Year)

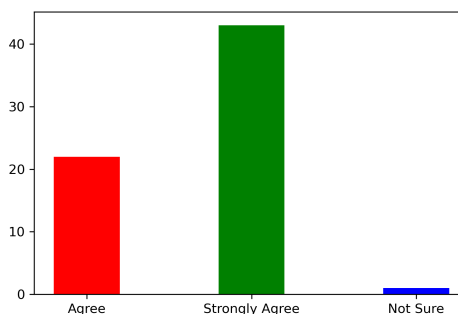
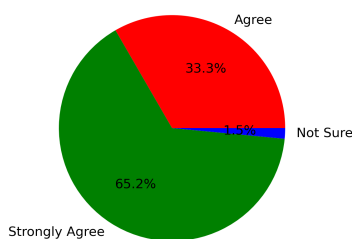
Even Semester

### Feedback on Academics

Total No. of Students participated in the survey: 66

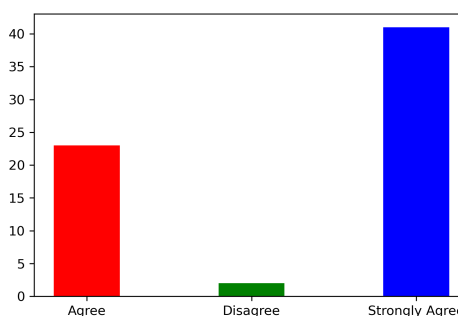
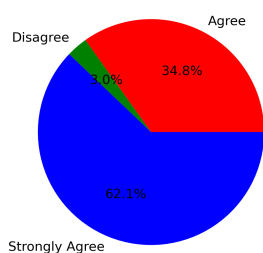
#### 1. Did you acquire any new technical or scientific knowledge?

Strongly Agree [4] =65.15% Agree [3] =33.33% Disagree [2] =0 Not sure [1] =1.52%



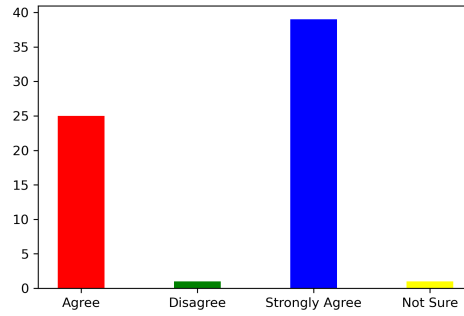
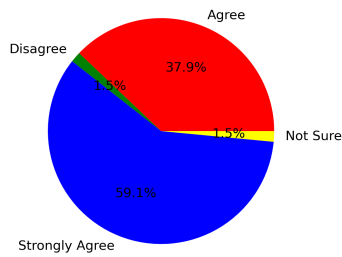
#### 2. Are you able to apply the knowledge and skills you gained in real life problem solving?

Strongly Agree [4] =62.12% Agree [3] =34.85% Disagree [2] =3.03% Not sure [1] =0



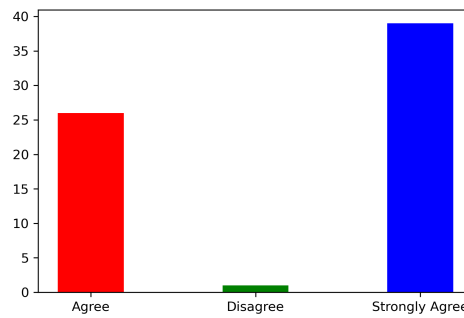
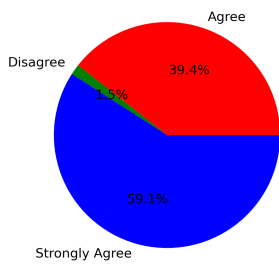
#### 3. Are the subjects you studied relevant to the current industry need?

Strongly Agree [4] =59.09% Agree [3] =37.88% Disagree [2] =1.52% Not sure [1] =1.52%



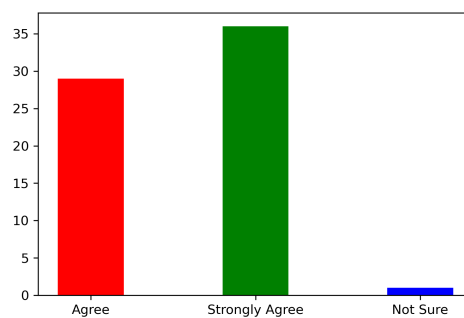
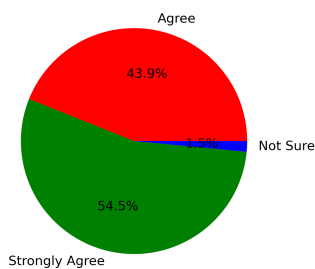
#### 4. Availability and adequacy of modern tools in the laboratories?

Strongly Agree [4] =59.09% Agree [3] =39.39% Disagree [2] =1.52% Not sure [1] =0



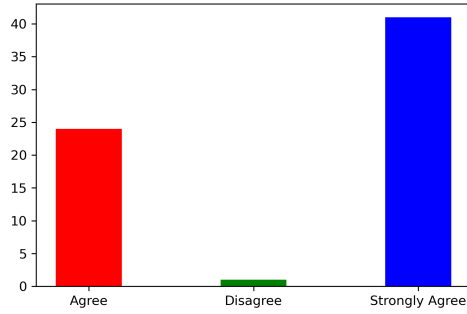
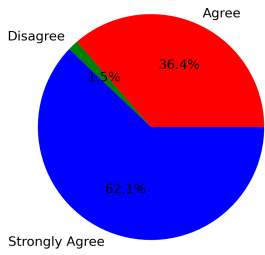
#### 5. Are the experiments/practical prescribed in the subjects/courses helpful for your future?

Strongly Agree [4] =54.55% Agree [3] =43.94% Disagree [2] =0 Not sure [1] =1.52%



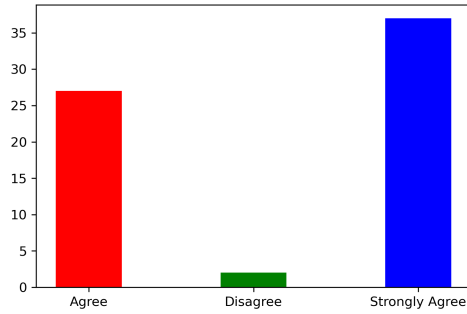
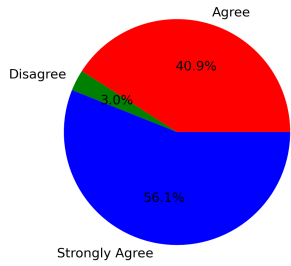
#### 6. How is the mentorship and counselling process in the department?

Strongly Agree [4] =62.12% Agree [3] =36.36% Disagree [2] =1.52% Not sure [1] =0



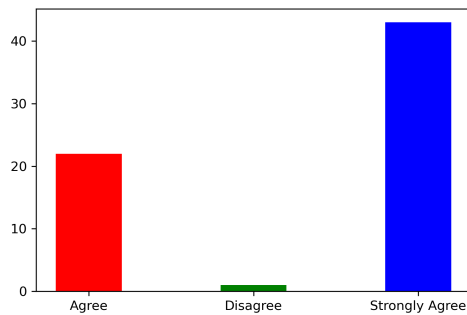
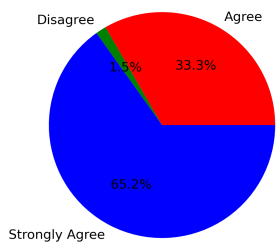
### 7. How is the overall learning environment?

Strongly Agree [4] =56.06% Agree [3] =40.91% Disagree [2] =3.03% Not sure [1] =0



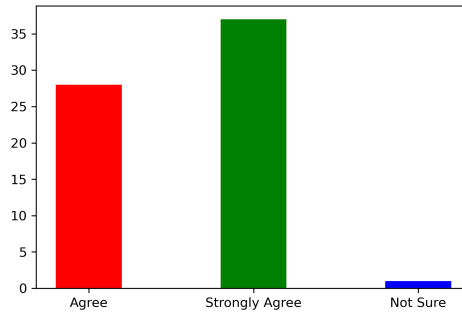
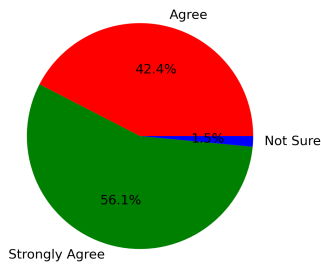
### 8. Did you improve your communication skill?

Strongly Agree [4] =65.15% Agree [3] =33.33% Disagree [2] =1.52% Not sure [1] =0



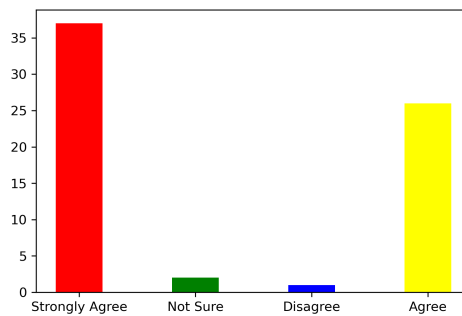
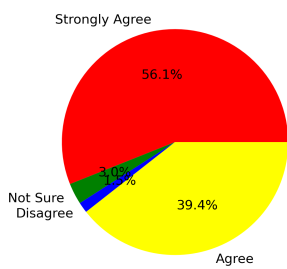
### 9. Are the teachers able to demonstrate the required knowledge and skills?

Strongly Agree [4] =56.06% Agree [3] =42.42% Disagree [2] =0 Not sure [1] =1.52%



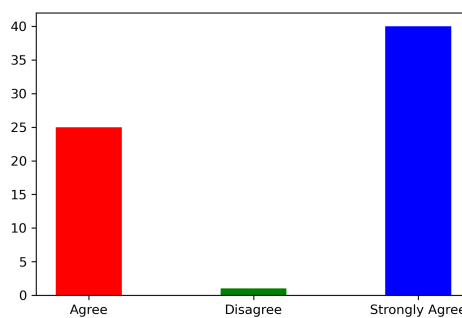
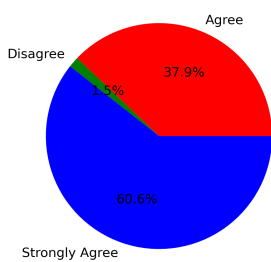
**10. Is the pedagogy used by the teachers effective and interesting?**

Strongly Agree [4] =56.06% Agree [3] =39.39% Disagree [2] =1.52% Not sure [1] =3.03%



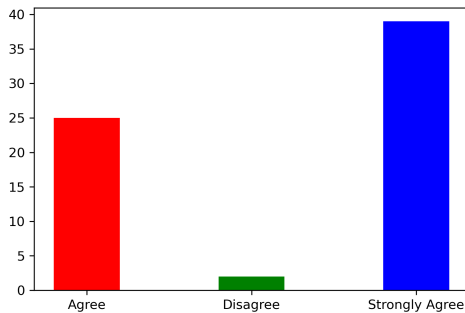
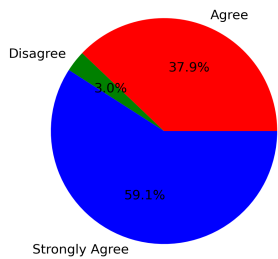
**11. Are the opportunities provided for cocurricular and extracurricular activities?**

Strongly Agree [4] =60.61% Agree [3] =37.88% Disagree [2] =1.52% Not sure [1] =0



**12. Are events (workshop/seminar/webinar etc.) conducted for the holistic development of the students and to bridge industry-academia gap?**

Strongly Agree [4] =59.09% Agree [3] =37.88% Disagree [2] =3.03% Not sure [1] =0



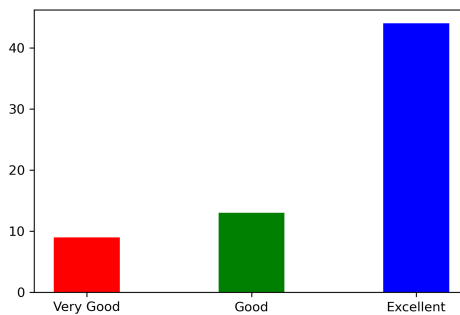
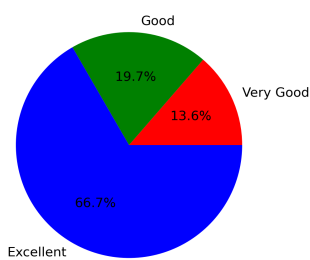
## Summary

Strongly Agree: 59.6%  
 Agree: 38.13%  
 Disagree: 1.52%  
 Not Sure: 0.76%

## Feedback on Facilities

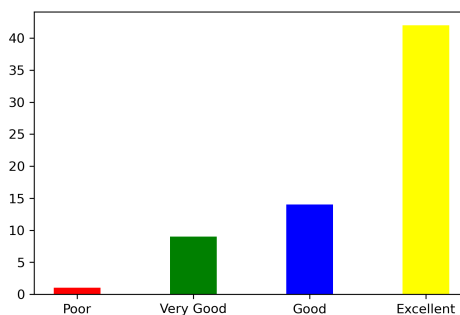
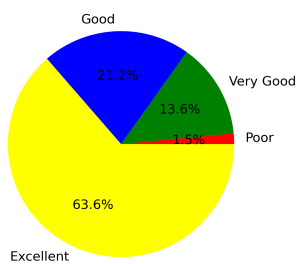
### 1. Laboratory facility

Excellent [4] =66.67% Very Good [3] =13.64% Good [2] =19.7% Poor [1] =0



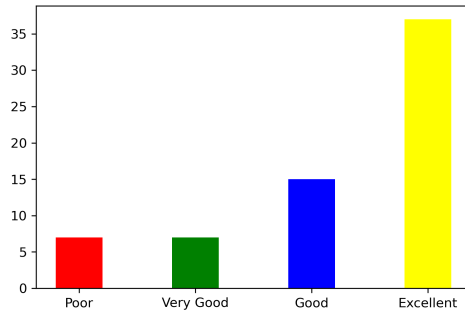
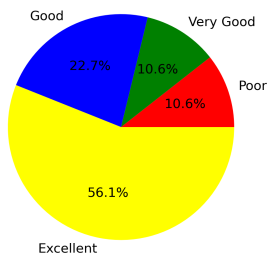
### 2. Library facility

Excellent [4] =63.64% Very Good [3] =13.64% Good [2] =21.21% Poor [1] =1.52%



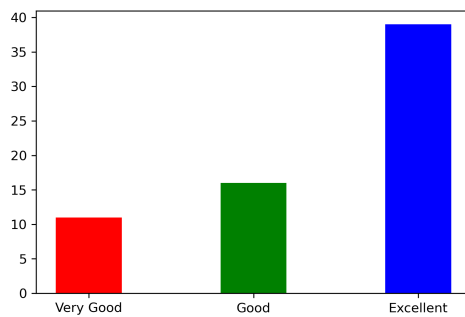
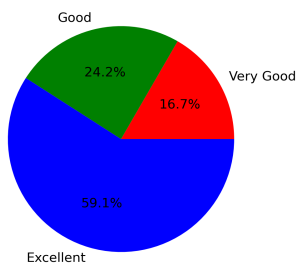
### 3. Hostel facility (if applicable)

Excellent [4] =56.06% Very Good [3] =10.61% Good [2] =22.73% Poor [1] =10.61%



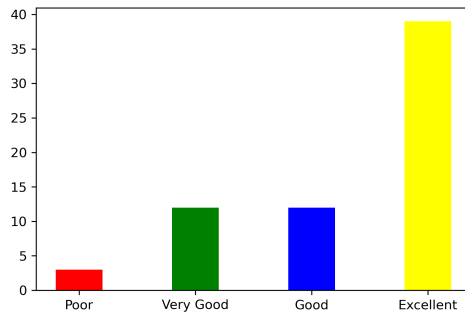
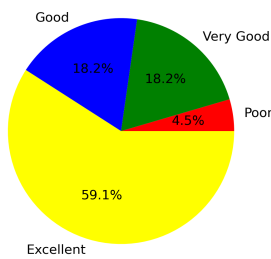
### 4. Sports facility

Excellent [4] =59.09% Very Good [3] =16.67% Good [2] =24.24% Poor [1] =0



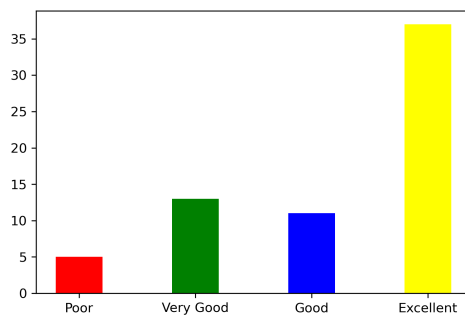
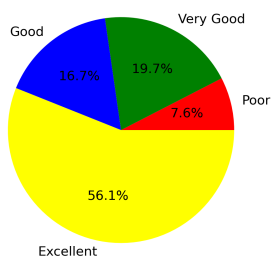
### 5. Water facility

Excellent [4] =59.09% Very Good [3] =18.18% Good [2] =18.18% Poor [1] =4.55%



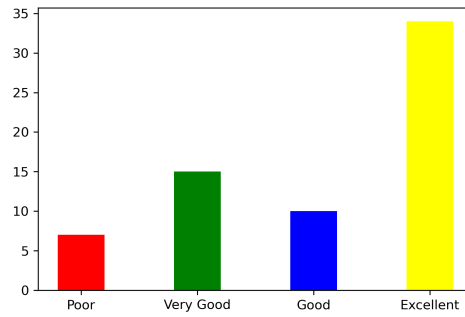
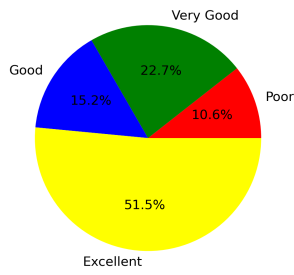
### 6. Cleanliness and Hygiene

Excellent [4] =56.06% Very Good [3] =19.7% Good [2] =16.67% Poor [1] =7.58%



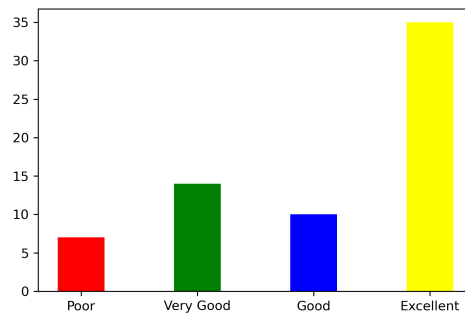
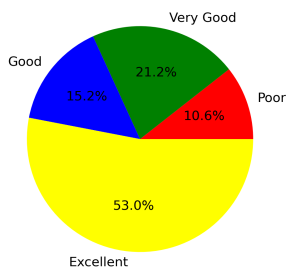
### 7. Canteen facility

Excellent [4] =51.52% Very Good [3] =22.73% Good [2] =15.15% Poor [1] =10.61%



### 8. Internet facility

Excellent [4] =53.03% Very Good [3] =21.21% Good [2] =15.15% Poor [1] =10.61%



---

### Summary

Excellent: 58.14%  
Very Good: 17.05%  
Good: 19.13%  
Poor: 5.68%

---

**This is a computer generated statement and does not require a signature.**