



## Semester End Feedback

Academic Year: 2022-23

CIVIL ENGINEERING

(Final Year)

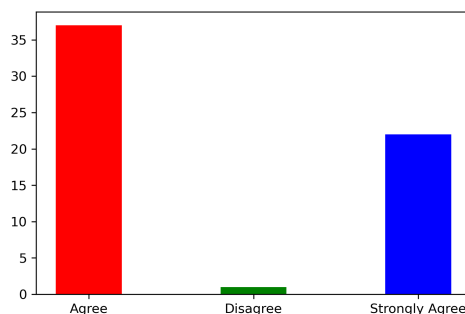
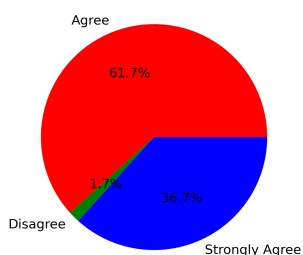
Even Semester

## Feedback on Academics

Total No. of Students participated in the survey: 60

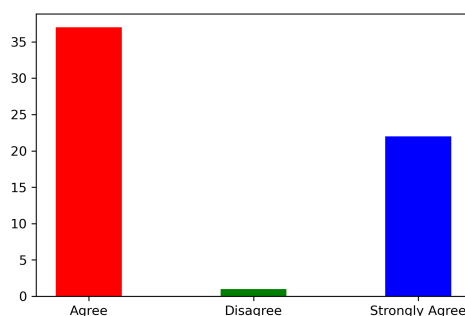
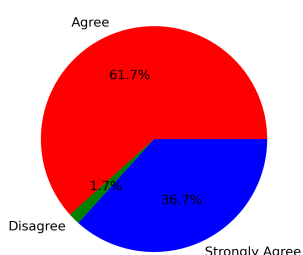
### 1. Did you acquire any new technical or scientific knowledge?

Strongly Agree [4] =36.67% Agree [3] =61.67% Disagree [2] =1.67% Not sure [1] =0



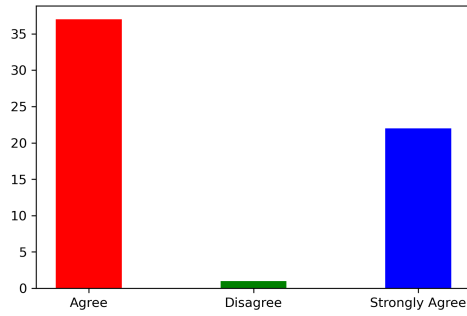
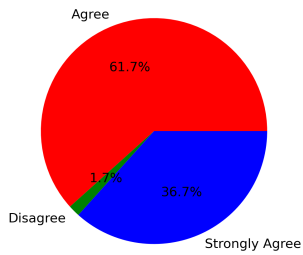
### 2. Are you able to apply the knowledge and skills you gained in real life problem solving?

Strongly Agree [4] =36.67% Agree [3] =61.67% Disagree [2] =1.67% Not sure [1] =0



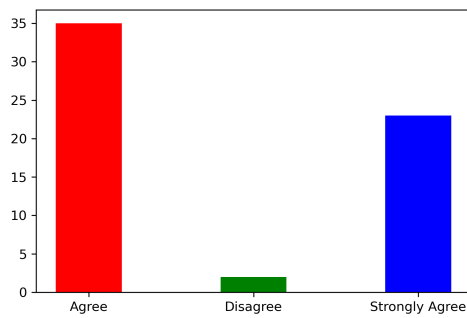
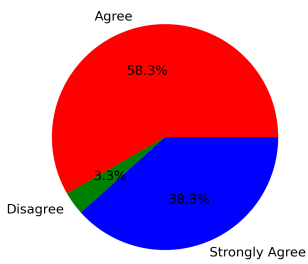
### 3. Are the subjects you studied relevant to the current industry need?

Strongly Agree [4] =36.67% Agree [3] =61.67% Disagree [2] =1.67% Not sure [1] =0



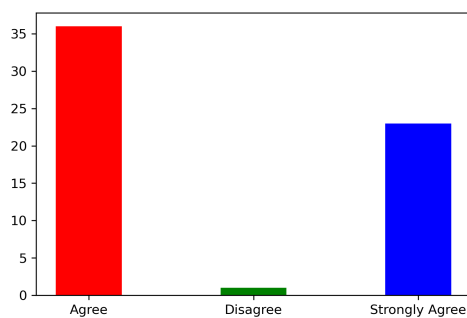
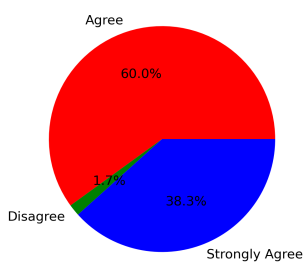
#### 4. Availability and adequacy of modern tools in the laboratories?

Strongly Agree [4] =38.33% Agree [3] =58.33% Disagree [2] =3.33% Not sure [1] =0



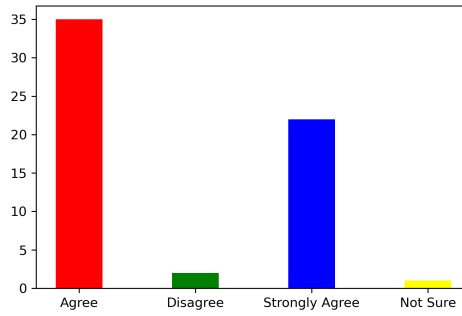
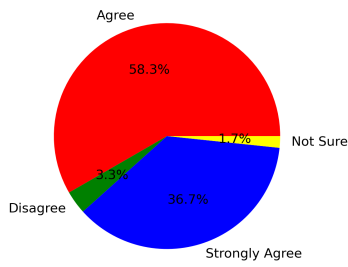
#### 5. Are the experiments/practical prescribed in the subjects/courses helpful for your future?

Strongly Agree [4] =38.33% Agree [3] =60.0% Disagree [2] =1.67% Not sure [1] =0



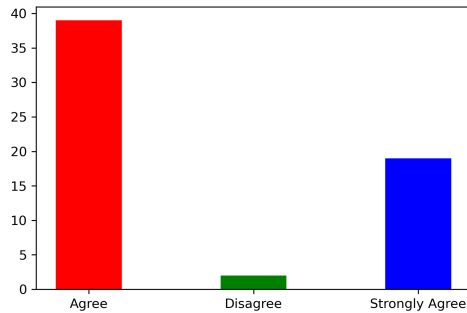
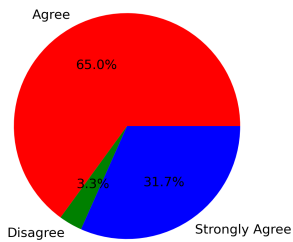
#### 6. How is the mentorship and counselling process in the department?

Strongly Agree [4] =36.67% Agree [3] =58.33% Disagree [2] =3.33% Not sure [1] =1.67%



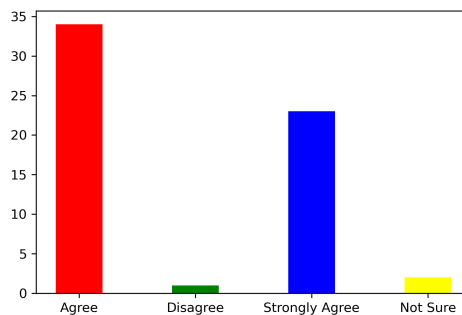
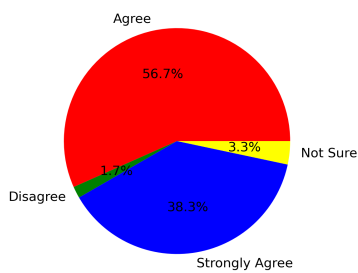
### 7. How is the overall learning environment?

Strongly Agree [4] =31.67% Agree [3] =65.0% Disagree [2] =3.33% Not sure [1] =0



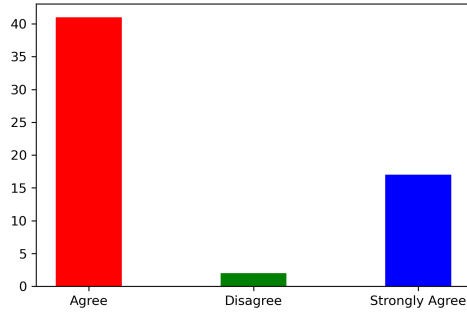
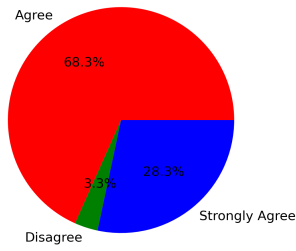
### 8. Did you improve your communication skill?

Strongly Agree [4] =38.33% Agree [3] =56.67% Disagree [2] =1.67% Not sure [1] =3.33%



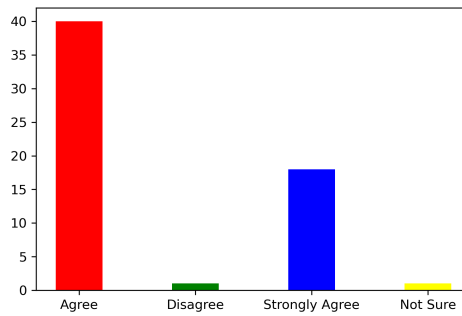
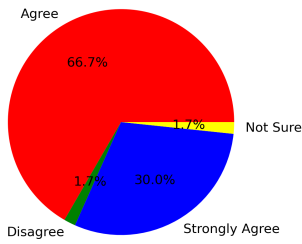
### 9. Are the teachers able to demonstrate the required knowledge and skills?

Strongly Agree [4] =28.33% Agree [3] =68.33% Disagree [2] =3.33% Not sure [1] =0



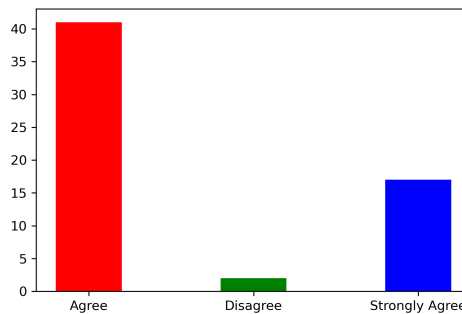
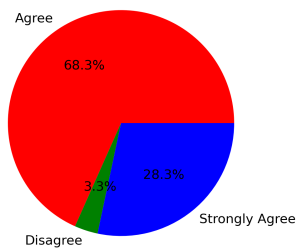
**10. Is the pedagogy used by the teachers effective and interesting?**

Strongly Agree [4] =30.0% Agree [3] =66.67% Disagree [2] =1.67% Not sure [1] =1.67%



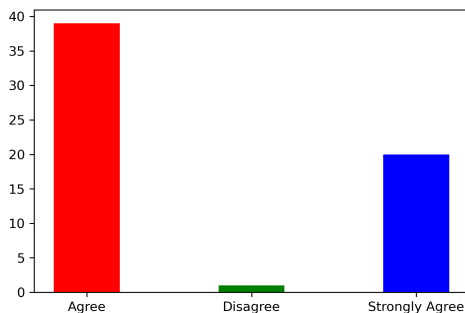
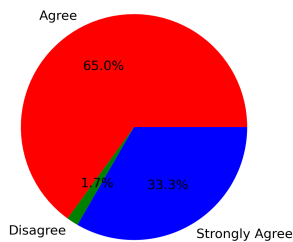
**11. Are the opportunities provided for cocurricular and extracurricular activities?**

Strongly Agree [4] =28.33% Agree [3] =68.33% Disagree [2] =3.33% Not sure [1] =0



**12. Are events (workshop/seminar/webinar etc.) conducted for the holistic development of the students and to bridge industry-academia gap?**

Strongly Agree [4] =33.33% Agree [3] =65.0% Disagree [2] =1.67% Not sure [1] =0



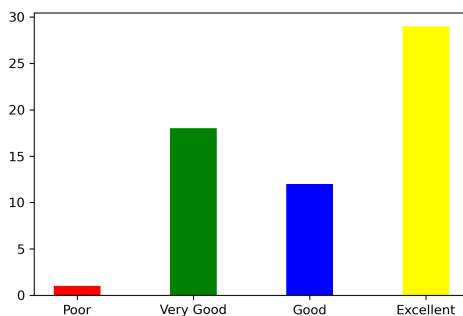
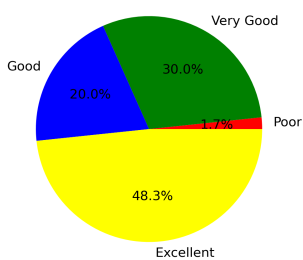
## Summary

Strongly Agree: 34.44%  
 Agree: 62.64%  
 Disagree: 2.36%  
 Not Sure: 0.56%

## Feedback on Facilities

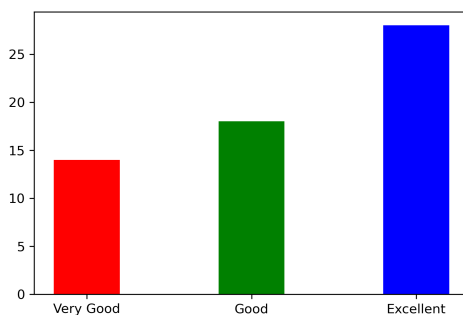
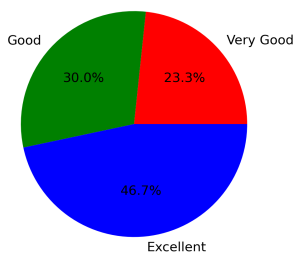
### 1. Laboratory facility

Excellent [4] =48.33% Very Good [3] =30.0% Good [2] =20.0% Poor [1] =1.67%



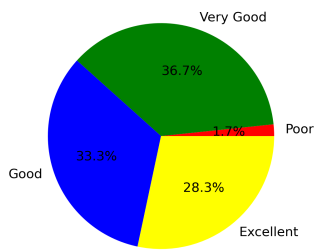
### 2. Library facility

Excellent [4] =46.67% Very Good [3] =23.33% Good [2] =30.0% Poor [1] =0



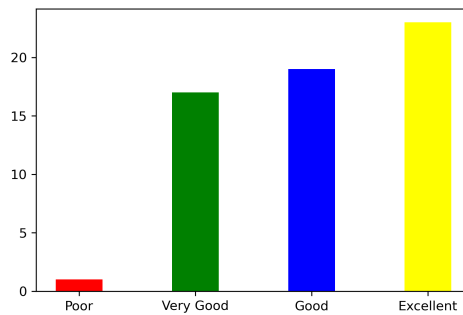
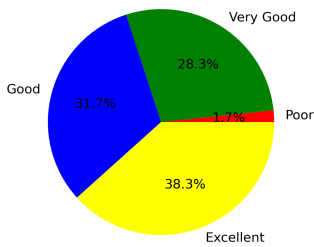
### 3. Hostel facility (if applicable)

Excellent [4] =28.33% Very Good [3] =36.67% Good [2] =33.33% Poor [1] =1.67%



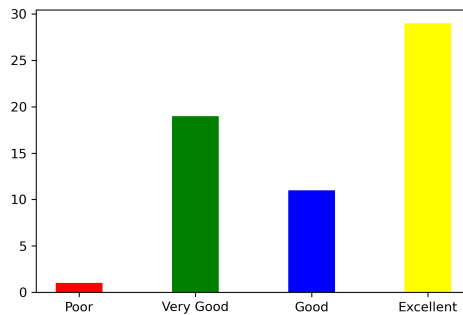
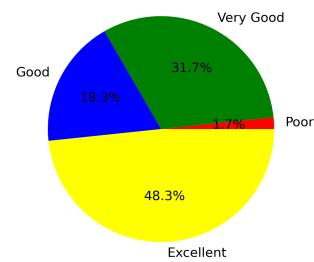
### 4. Sports facility

Excellent [4] =38.33% Very Good [3] =28.33% Good [2] =31.67% Poor [1] =1.67%



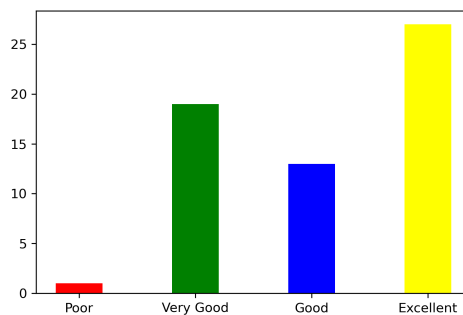
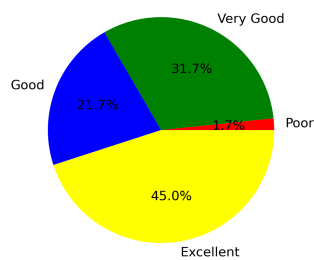
### 5. Water facility

Excellent [4] =48.33% Very Good [3] =31.67% Good [2] =18.33% Poor [1] =1.67%



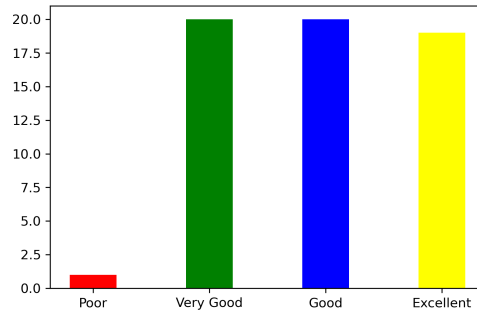
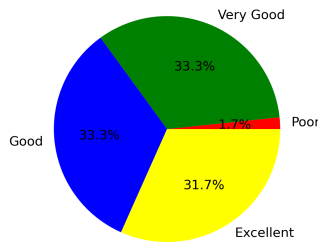
### 6. Cleanliness and Hygiene

Excellent [4] =45.0% Very Good [3] =31.67% Good [2] =21.67% Poor [1] =1.67%



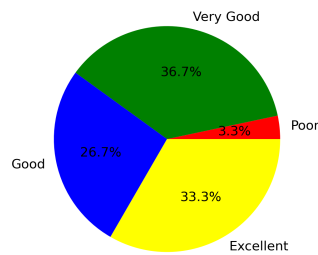
### 7. Canteen facility

Excellent [4] =31.67% Very Good [3] =33.33% Good [2] =33.33% Poor [1] =1.67%



## 8. Internet facility

Excellent [4] =33.33% Very Good [3] =36.67% Good [2] =26.67% Poor [1] =3.33%



---

## Summary

Excellent: 40.0%  
Very Good: 31.46%  
Good: 26.88%  
Poor: 1.67%

---

**This is a computer generated statement and does not require a signature.**