



## Semester End Feedback

Academic Year: 2021-22

### MECHANICAL ENGINEERING

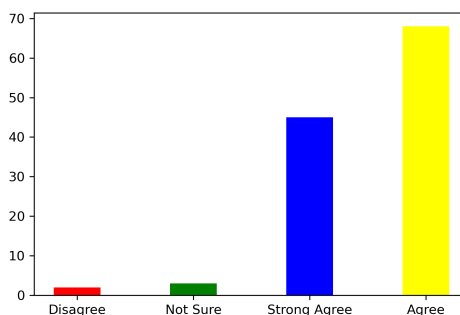
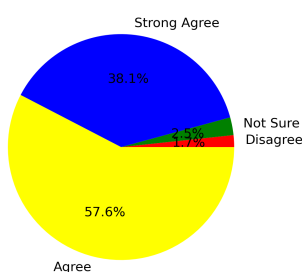
(Third Year)

### Feedback on Academics

Total No. of Students participated in the survey: 118

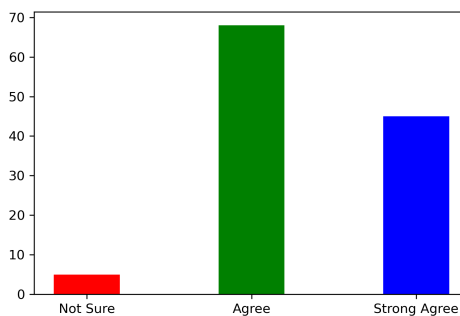
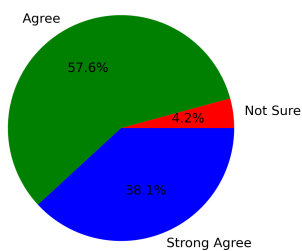
#### 1. Did you acquire any new technical or scientific knowledge?

Strongly Agree [4] =38.14% Agree [3] =57.63% Disagree [2] =1.69% Not sure [1] =2.54%



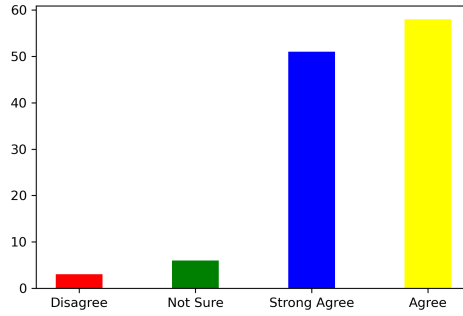
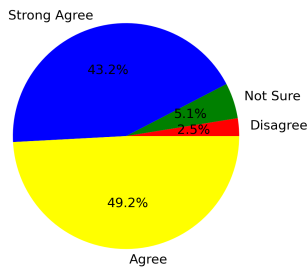
#### 2. Are you able to apply the knowledge and skills you gained in real life problem solving?

Strongly Agree [4] =38.14% Agree [3] =57.63% Disagree [2] =0 Not sure [1] =4.24%



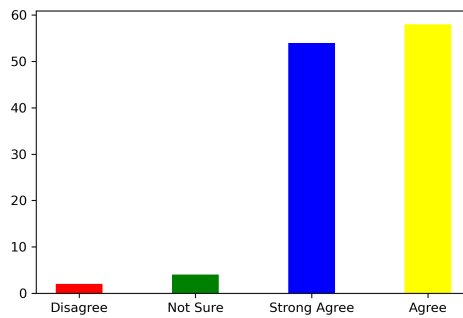
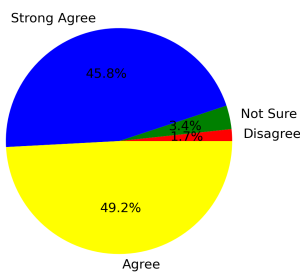
#### 3. Are the subjects you studied relevant to the current industry need?

Strongly Agree [4] =43.22% Agree [3] =49.15% Disagree [2] =2.54% Not sure [1] =5.08%



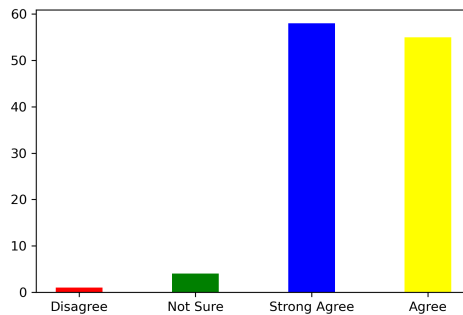
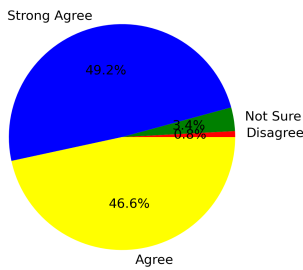
#### 4. Availability and adequacy of modern tools in the laboratories?

Strongly Agree [4] =45.76% Agree [3] =49.15% Disagree [2] =1.69% Not sure [1] =3.39%



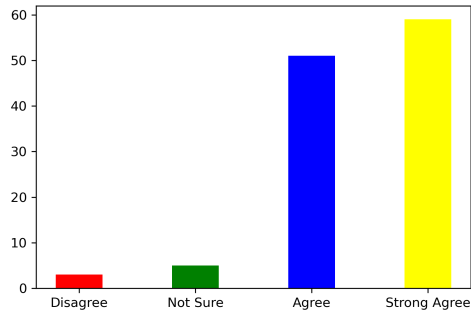
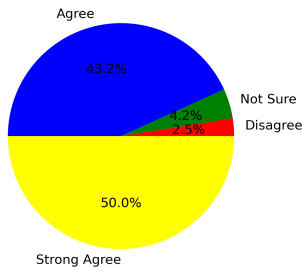
#### 5. Are the experiments/practical prescribed in the subjects/courses helpful for your future?

Strongly Agree [4] =49.15% Agree [3] =46.61% Disagree [2] =0.85% Not sure [1] =3.39%



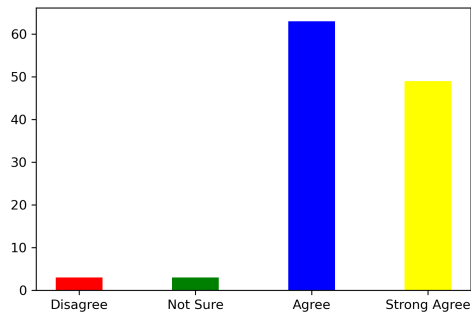
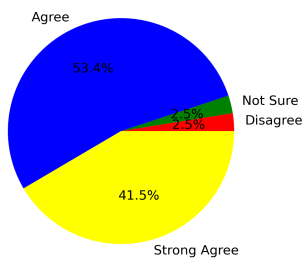
#### 6. How is the mentorship and counselling process in the department?

Strongly Agree [4] =50.0% Agree [3] =43.22% Disagree [2] =2.54% Not sure [1] =4.24%



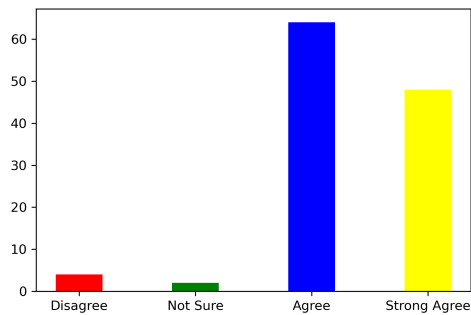
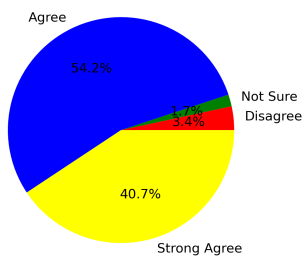
**7. How is the overall learning environment?**

Strongly Agree [4] =41.53% Agree [3] =53.39% Disagree [2] =2.54% Not sure [1] =2.54%



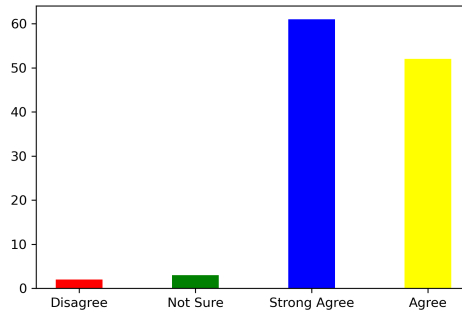
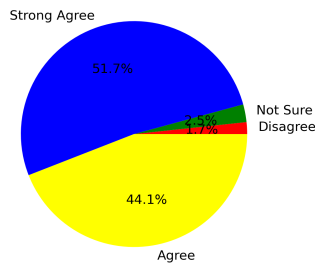
**8. Did you improve your communication skill?**

Strongly Agree [4] =40.68% Agree [3] =54.24% Disagree [2] =3.39% Not sure [1] =1.69%



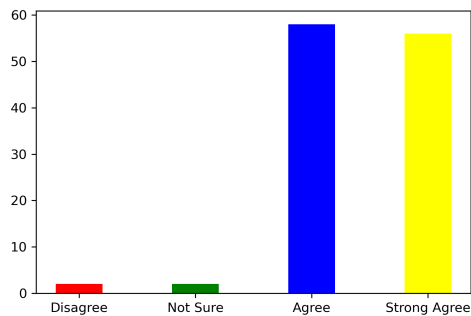
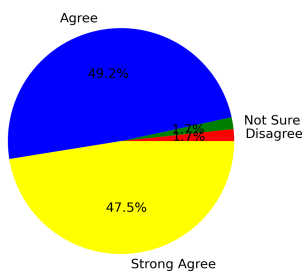
**9. Are the teachers able to demonstrate the required knowledge and skills?**

Strongly Agree [4] =51.69% Agree [3] =44.07% Disagree [2] =1.69% Not sure [1] =2.54%



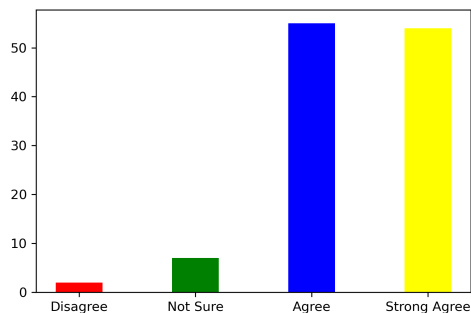
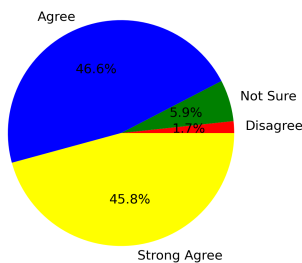
**10. Is the pedagogy used by the teachers effective and interesting?**

Strongly Agree [4] =47.46% Agree [3] =49.15% Disagree [2] =1.69% Not sure [1] =1.69%



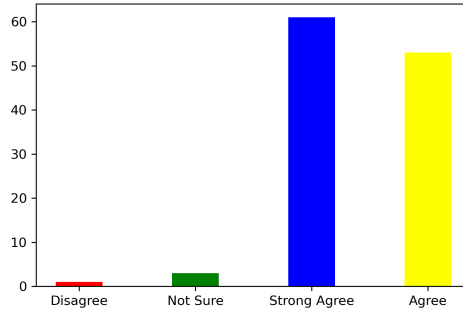
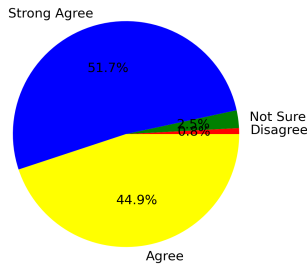
**11. Are the opportunities provided for cocurricular and extracurricular activities?**

Strongly Agree [4] =45.76% Agree [3] =46.61% Disagree [2] =1.69% Not sure [1] =5.93%



**12. Are events (workshop/seminar/webinar etc.) conducted for the holistic development of the students and to bridge industry-academia gap?**

Strongly Agree [4] =51.69% Agree [3] =44.92% Disagree [2] =0.85% Not sure [1] =2.54%



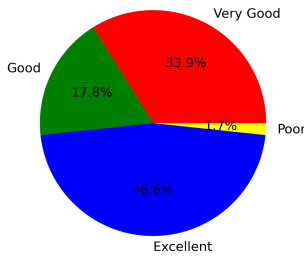
## Summary

Strongly Agree: 45.27%  
 Agree: 49.65%  
 Disagree: 1.77%  
 Not Sure: 3.32%

## Feedback on Facilities

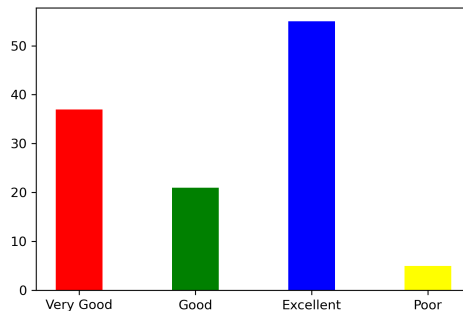
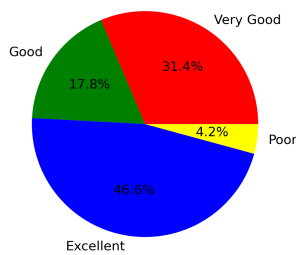
### 1. Laboratory facility

Excellent [4] =46.61% Very Good [3] =33.9% Good [2] =17.8% Poor [1] =1.69%



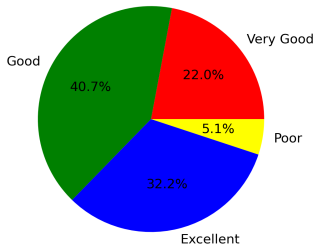
### 2. Library facility

Excellent [4] =46.61% Very Good [3] =31.36% Good [2] =17.8% Poor [1] =4.24%



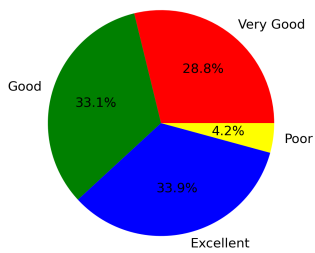
### 3. Hostel facility (if applicable)

Excellent [4] =32.2% Very Good [3] =22.03% Good [2] =40.68% Poor [1] =5.08%



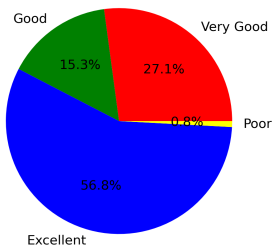
#### 4. Sports facility

Excellent [4] =33.9% Very Good [3] =28.81% Good [2] =33.05% Poor [1] =4.24%



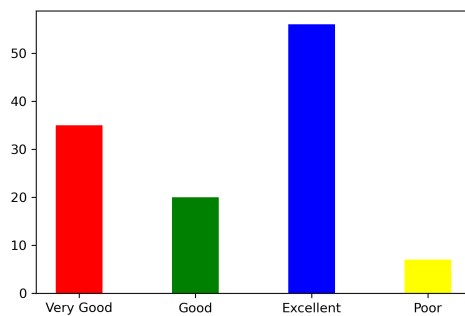
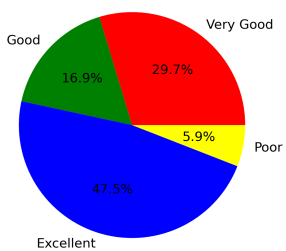
#### 5. Water facility

Excellent [4] =56.78% Very Good [3] =27.12% Good [2] =15.25% Poor [1] =0.85%



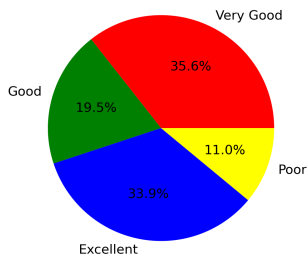
#### 6. Cleanliness and Hygiene

Excellent [4] =47.46% Very Good [3] =29.66% Good [2] =16.95% Poor [1] =5.93%



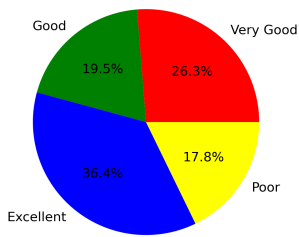
#### 7. Canteen facility

Excellent [4] =33.9% Very Good [3] =35.59% Good [2] =19.49% Poor [1] =11.02%



### 8. Internet facility

Excellent [4] =36.44% Very Good [3] =26.27% Good [2] =19.49% Poor [1] =17.8%



---

### Summary

Excellent: 41.74%  
Very Good: 29.34%  
Good: 22.56%  
Poor: 6.36%

---

**This is a computer generated statement and does not require a signature.**