



Semester End Feedback

Academic Year: 2021-22

MASTER OF COMPUTER APPLICATIONS

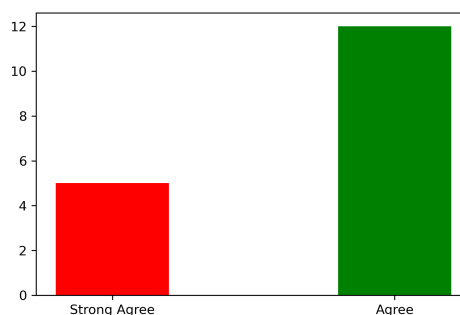
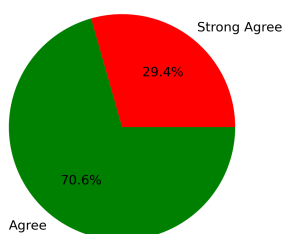
(Third Year)

Feedback on Academics

Total No. of Students participated in the survey: 17

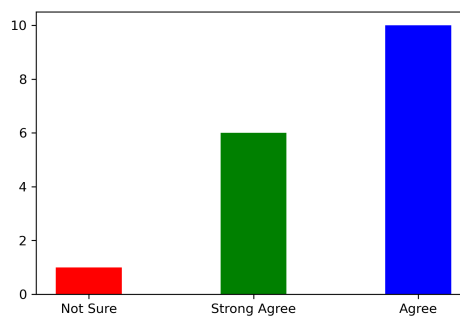
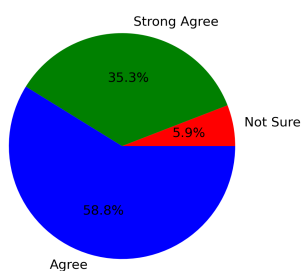
1. Did you acquire any new technical or scientific knowledge?

Strongly Agree [4] =29.41% Agree [3] =70.59% Disagree [2] =0 Not sure [1] =0



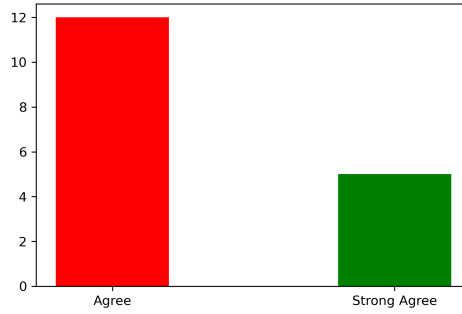
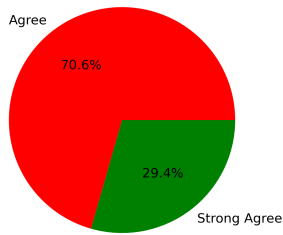
2. Are you able to apply the knowledge and skills you gained in real life problem solving?

Strongly Agree [4] =35.29% Agree [3] =58.82% Disagree [2] =0 Not sure [1] =5.88%



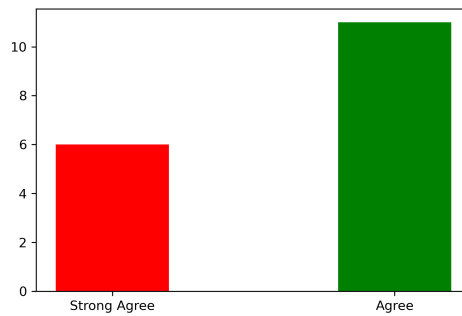
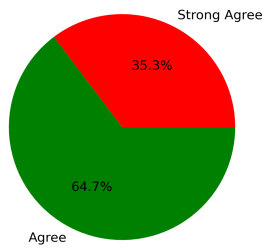
3. Are the subjects you studied relevant to the current industry need?

Strongly Agree [4] =29.41% Agree [3] =70.59% Disagree [2] =0 Not sure [1] =0



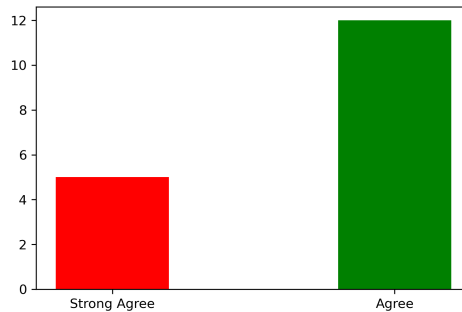
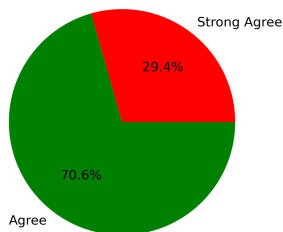
4. Availability and adequacy of modern tools in the laboratories?

Strongly Agree [4] =35.29% Agree [3] =64.71% Disagree [2] =0 Not sure [1] =0



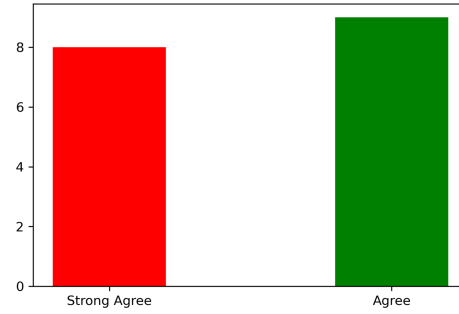
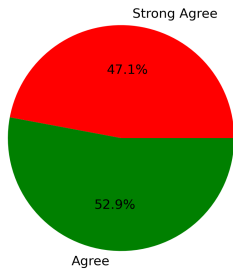
5. Are the experiments/practical prescribed in the subjects/courses helpful for your future?

Strongly Agree [4] =29.41% Agree [3] =70.59% Disagree [2] =0 Not sure [1] =0



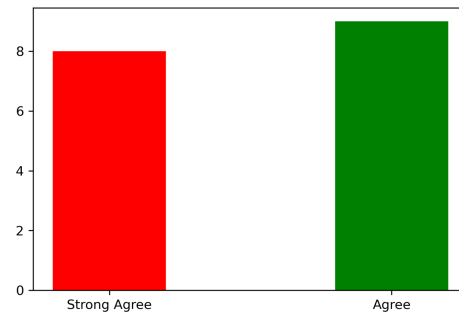
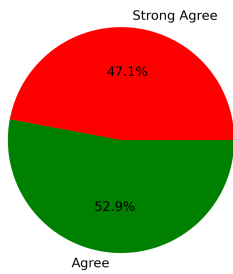
6. How is the mentorship and counselling process in the department?

Strongly Agree [4] =47.06% Agree [3] =52.94% Disagree [2] =0 Not sure [1] =0



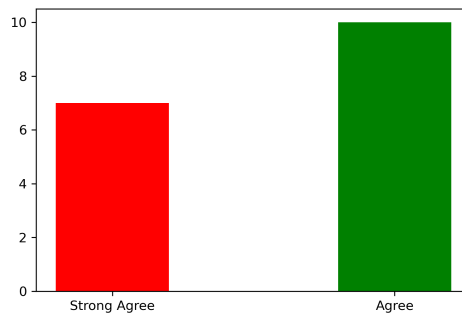
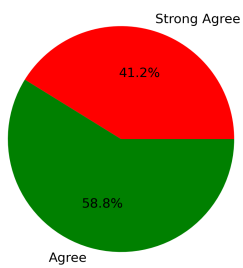
7. How is the overall learning environment?

Strongly Agree [4] =47.06% Agree [3] =52.94% Disagree [2] =0 Not sure [1] =0



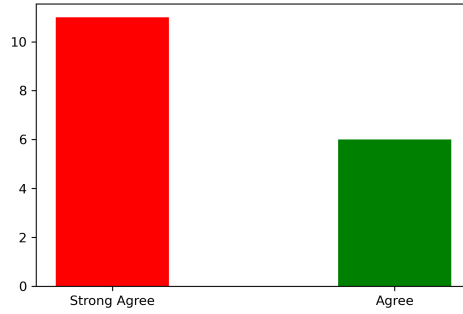
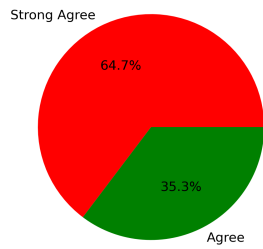
8. Did you improve your communication skill?

Strongly Agree [4] =41.18% Agree [3] =58.82% Disagree [2] =0 Not sure [1] =0



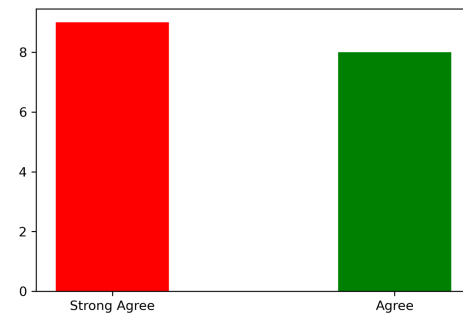
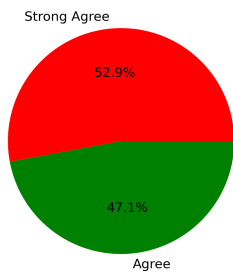
9. Are the teachers able to demonstrate the required knowledge and skills?

Strongly Agree [4] =64.71% Agree [3] =35.29% Disagree [2] =0 Not sure [1] =0



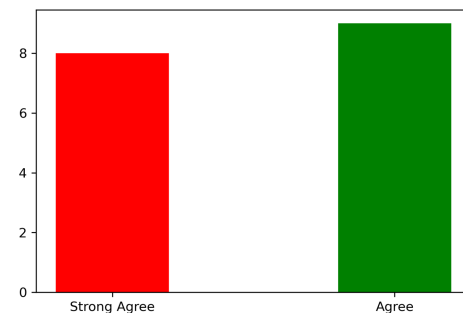
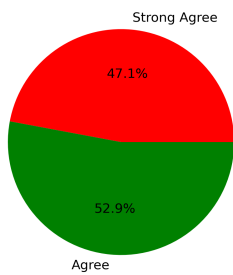
10. Is the pedagogy used by the teachers effective and interesting?

Strongly Agree [4] =52.94% Agree [3] =47.06% Disagree [2] =0 Not sure [1] =0



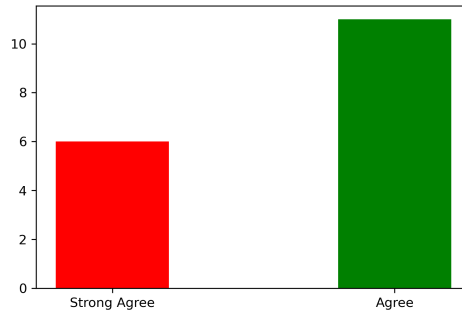
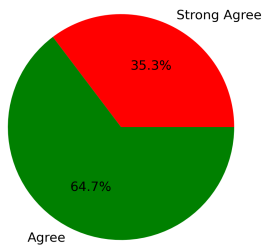
11. Are the opportunities provided for cocurricular and extracurricular activities?

Strongly Agree [4] =47.06% Agree [3] =52.94% Disagree [2] =0 Not sure [1] =0



12. Are events (workshop/seminar/webinar etc.) conducted for the holistic development of the students and to bridge industry-academia gap?

Strongly Agree [4] =35.29% Agree [3] =64.71% Disagree [2] =0 Not sure [1] =0



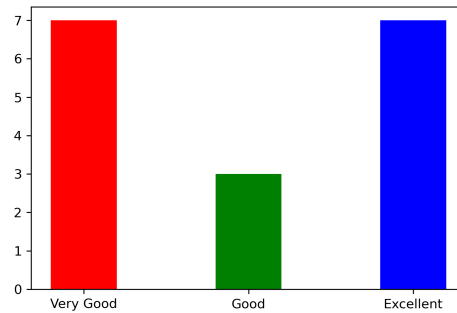
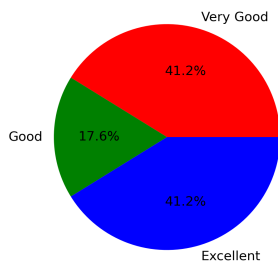
Summary

Strongly Agree: 41.18%
 Agree: 58.33%
 Disagree: 0.0%
 Not Sure: 0.49%

Feedback on Facilities

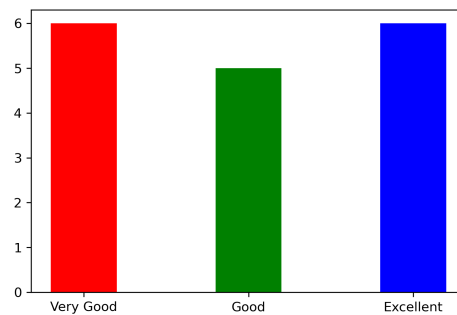
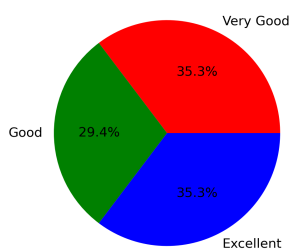
1. Laboratory facility

Excellent [4] =41.18% Very Good [3] =41.18% Good [2] =17.65% Poor [1] =0



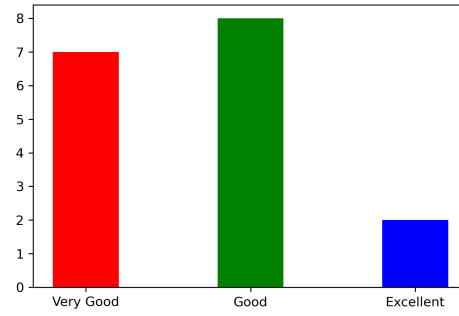
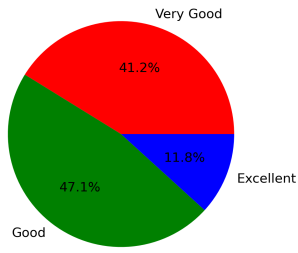
2. Library facility

Excellent [4] =35.29% Very Good [3] =35.29% Good [2] =29.41% Poor [1] =0



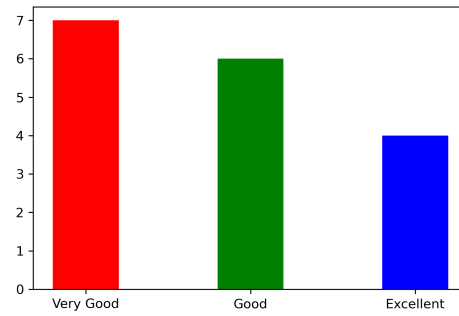
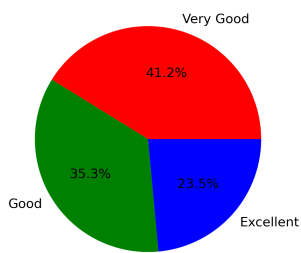
3. Hostel facility (if applicable)

Excellent [4] =11.76% Very Good [3] =41.18% Good [2] =47.06% Poor [1] =0



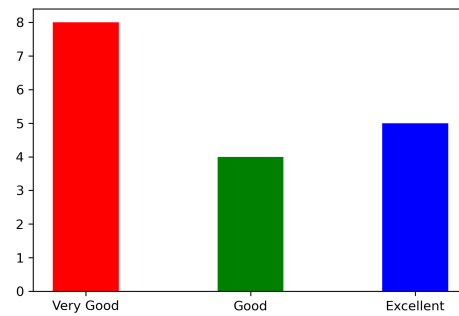
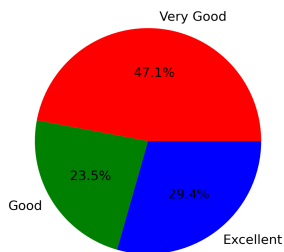
4. Sports facility

Excellent [4] =23.53% Very Good [3] =41.18% Good [2] =35.29% Poor [1] =0



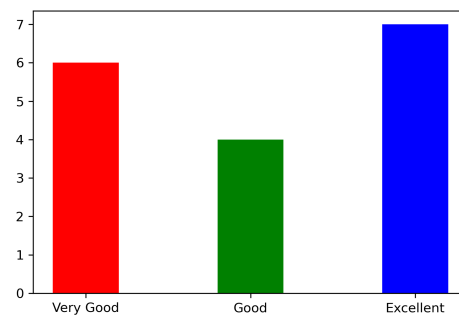
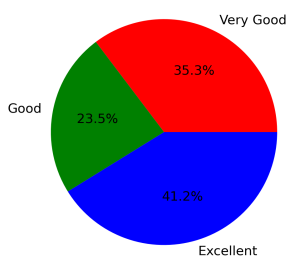
5. Water facility

Excellent [4] =29.41% Very Good [3] =47.06% Good [2] =23.53% Poor [1] =0



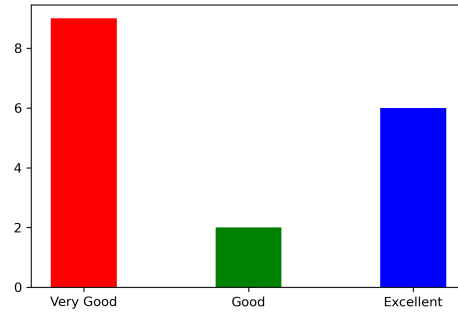
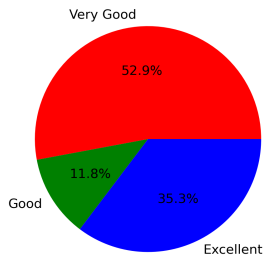
6. Cleanliness and Hygiene

Excellent [4] =41.18% Very Good [3] =35.29% Good [2] =23.53% Poor [1] =0



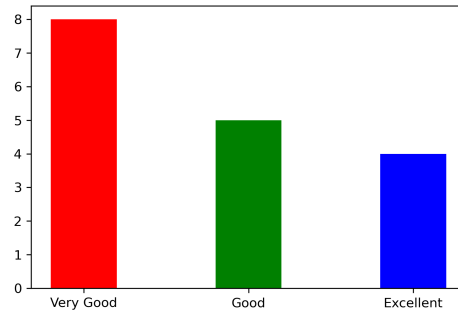
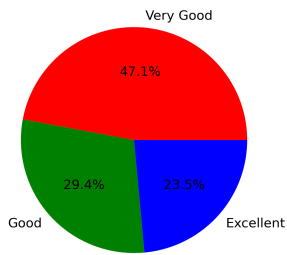
7. Canteen facility

Excellent [4] =35.29% Very Good [3] =52.94% Good [2] =11.76% Poor [1] =0



8. Internet facility

Excellent [4] =23.53% Very Good [3] =47.06% Good [2] =29.41% Poor [1] =0



Summary

Excellent: 30.15%
Very Good: 42.65%
Good: 27.21%
Poor: 0.0%

This is a computer generated statement and does not require a signature.