



Semester End Feedback

Academic Year: 2021-22

INFORMATION TECHNOLOGY

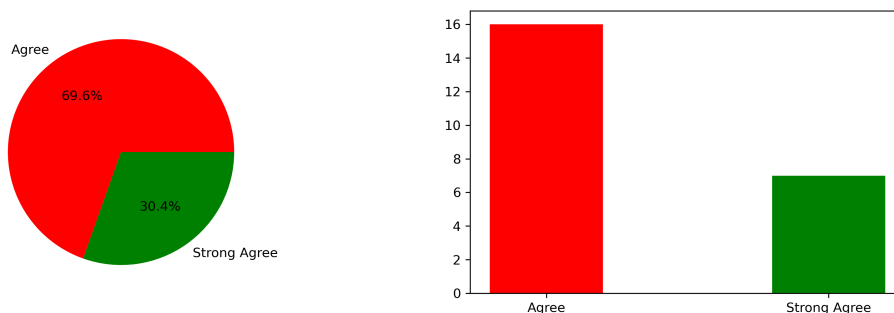
(Third Year)

Feedback on Academics

Total No. of Students participated in the survey: 23

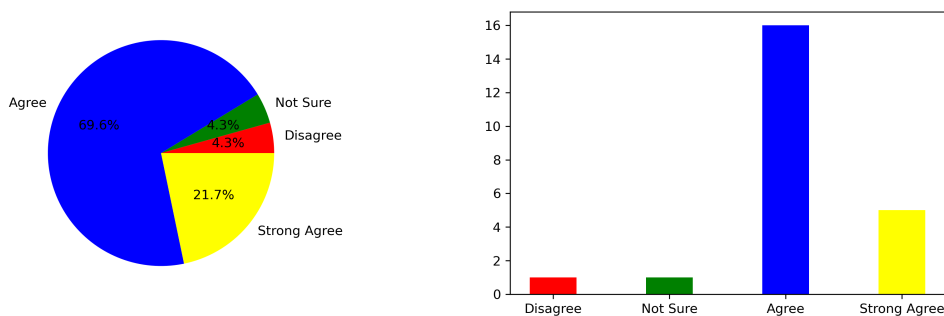
1. Did you acquire any new technical or scientific knowledge?

Strongly Agree [4] =30.43% Agree [3] =69.57% Disagree [2] =0 Not sure [1] =0



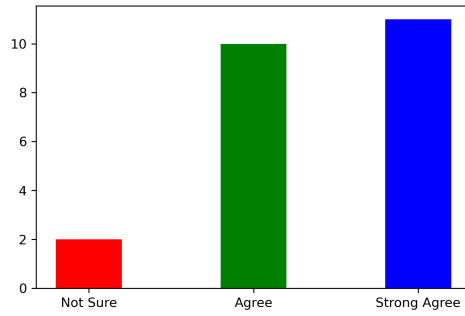
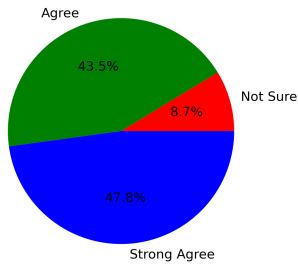
2. Are you able to apply the knowledge and skills you gained in real life problem solving?

Strongly Agree [4] =21.74% Agree [3] =69.57% Disagree [2] =4.35% Not sure [1] =4.35%



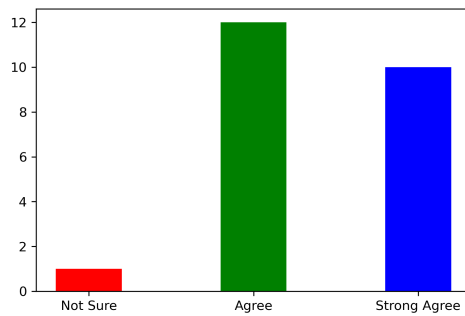
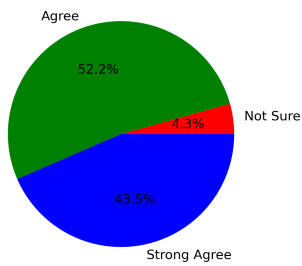
3. Are the subjects you studied relevant to the current industry need?

Strongly Agree [4] =47.83% Agree [3] =43.48% Disagree [2] =0 Not sure [1] =8.7%



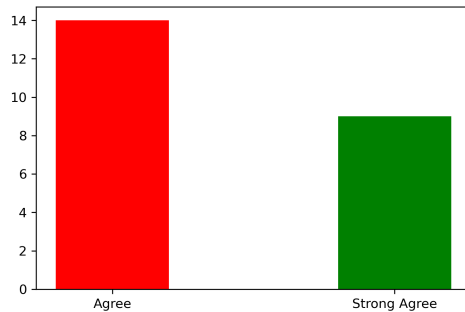
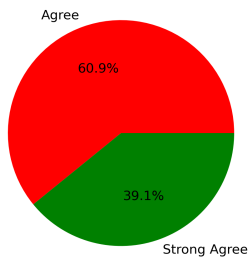
4. Availability and adequacy of modern tools in the laboratories?

Strongly Agree [4] =43.48% Agree [3] =52.17% Disagree [2] =0 Not sure [1] =4.35%



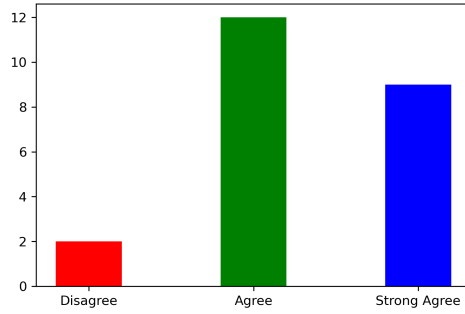
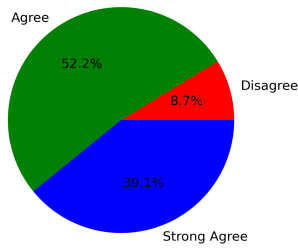
5. Are the experiments/practical prescribed in the subjects/courses helpful for your future?

Strongly Agree [4] =39.13% Agree [3] =60.87% Disagree [2] =0 Not sure [1] =0



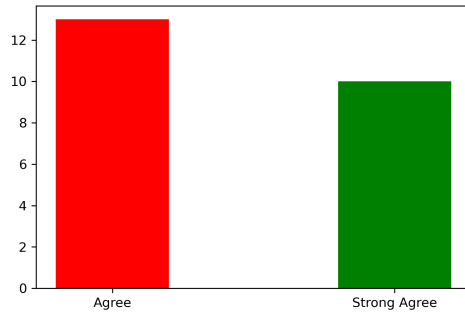
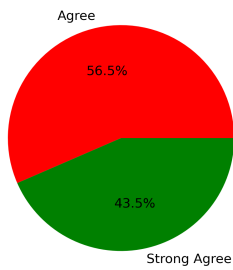
6. How is the mentorship and counselling process in the department?

Strongly Agree [4] =39.13% Agree [3] =52.17% Disagree [2] =8.7% Not sure [1] =0



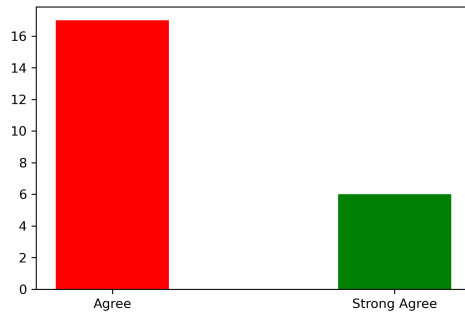
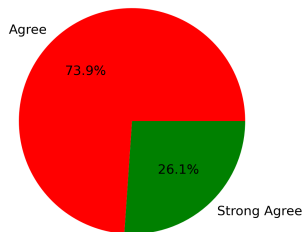
7. How is the overall learning environment?

Strongly Agree [4] =43.48% Agree [3] =56.52% Disagree [2] =0 Not sure [1] =0



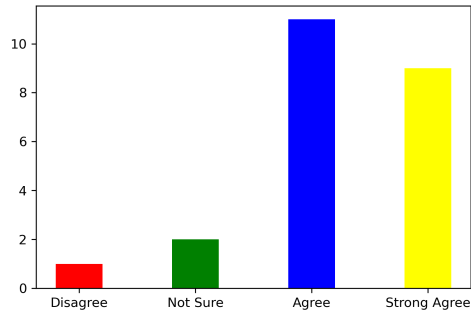
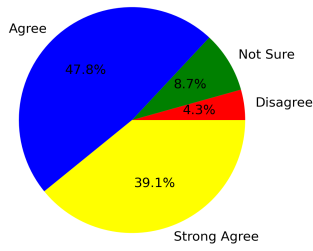
8. Did you improve your communication skill?

Strongly Agree [4] =26.09% Agree [3] =73.91% Disagree [2] =0 Not sure [1] =0



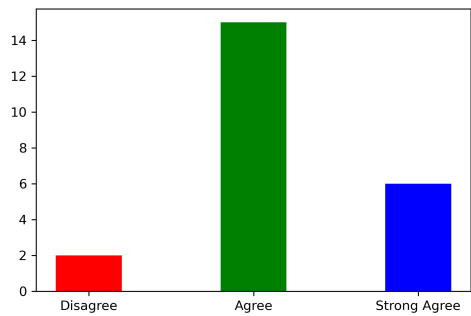
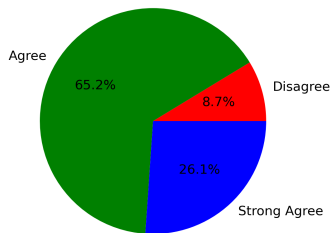
9. Are the teachers able to demonstrate the required knowledge and skills?

Strongly Agree [4] =39.13% Agree [3] =47.83% Disagree [2] =4.35% Not sure [1] =8.7%



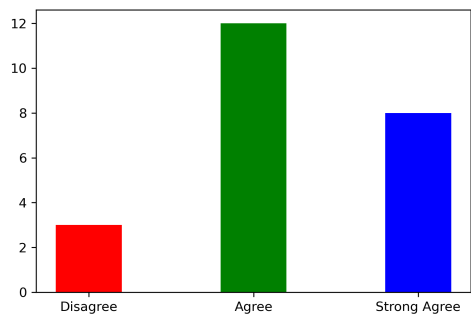
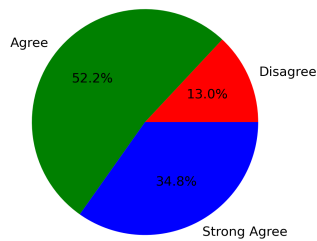
10. Is the pedagogy used by the teachers effective and interesting?

Strongly Agree [4] =26.09% Agree [3] =65.22% Disagree [2] =8.7% Not sure [1] =0



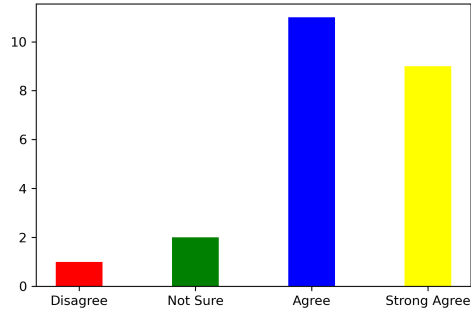
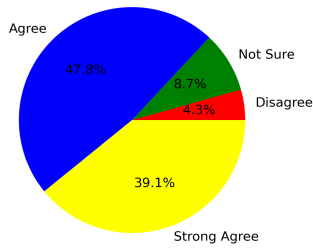
11. Are the opportunities provided for cocurricular and extracurricular activities?

Strongly Agree [4] =34.78% Agree [3] =52.17% Disagree [2] =13.04% Not sure [1] =0



12. Are events (workshop/seminar/webinar etc.) conducted for the holistic development of the students and to bridge industry-academia gap?

Strongly Agree [4] =39.13% Agree [3] =47.83% Disagree [2] =4.35% Not sure [1] =8.7%



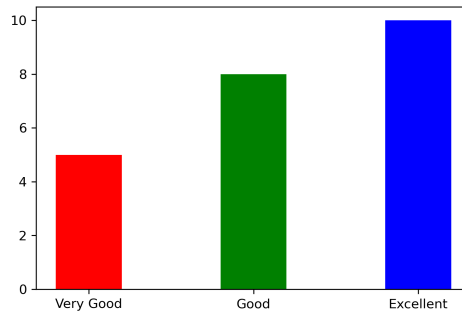
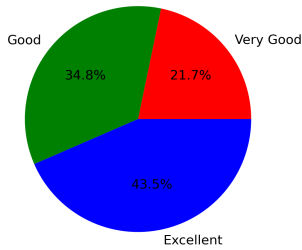
Summary

Strongly Agree: 35.87%
 Agree: 57.61%
 Disagree: 3.62%
 Not Sure: 2.9%

Feedback on Facilities

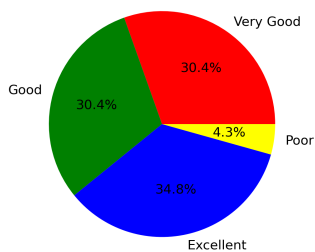
1. Laboratory facility

Excellent [4] =43.48% Very Good [3] =21.74% Good [2] =34.78% Poor [1] =0



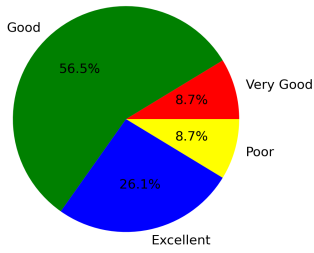
2. Library facility

Excellent [4] =34.78% Very Good [3] =30.43% Good [2] =30.43% Poor [1] =4.35%



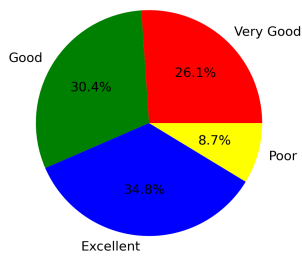
3. Hostel facility (if applicable)

Excellent [4] =26.09% Very Good [3]=8.7% Good [2]=56.52% Poor [1]=8.7%



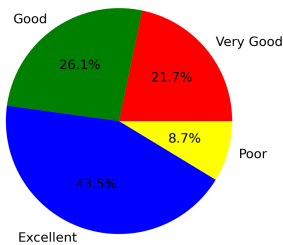
4. Sports facility

Excellent [4] =34.78% Very Good [3]=26.09% Good [2]=30.43% Poor [1]=8.7%



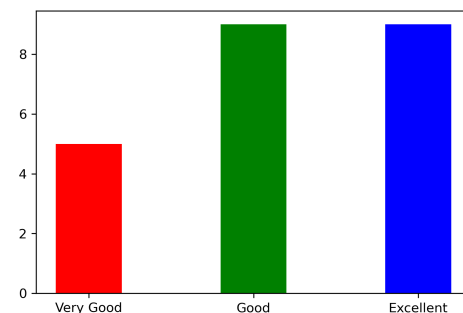
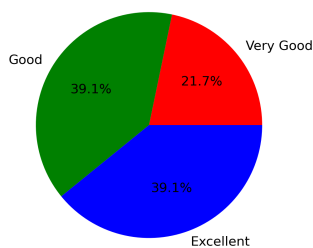
5. Water facility

Excellent [4] =43.48% Very Good [3]=21.74% Good [2]=26.09% Poor [1]=8.7%



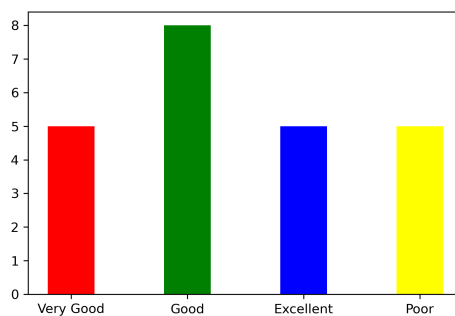
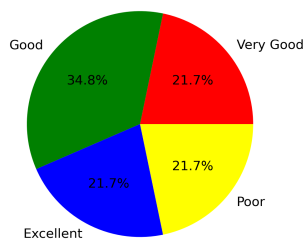
6. Cleanliness and Hygiene

Excellent [4] =39.13% Very Good [3]=21.74% Good [2]=39.13% Poor [1]=0



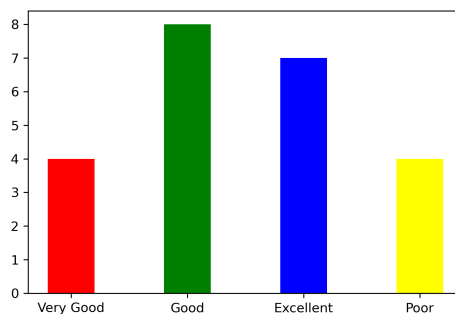
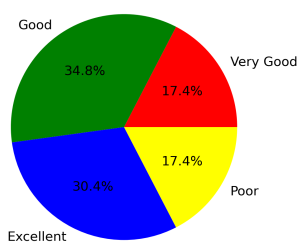
7. Canteen facility

Excellent [4] =21.74% Very Good [3] =21.74% Good [2] =34.78% Poor [1] =21.74%



8. Internet facility

Excellent [4] =30.43% Very Good [3] =17.39% Good [2] =34.78% Poor [1] =17.39%



Summary

Excellent: 34.24%
Very Good: 21.2%
Good: 35.87%
Poor: 8.7%

This is a computer generated statement and does not require a signature.