



Semester End Feedback

Academic Year: 2021-22

ELECTRICAL ENGINEERING

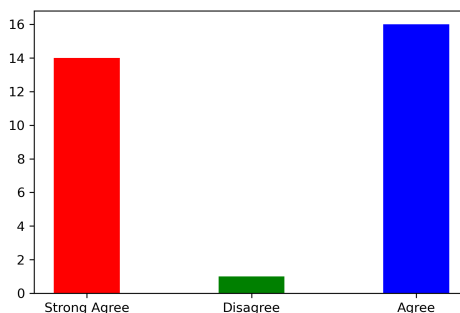
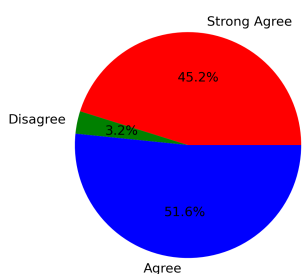
(Third Year)

Feedback on Academics

Total No. of Students participated in the survey: 31

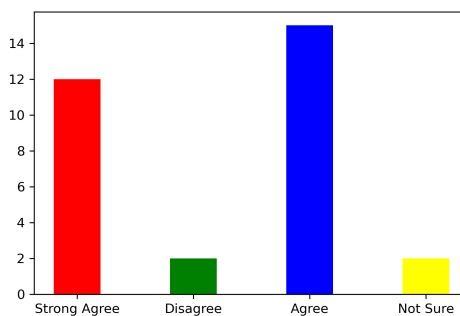
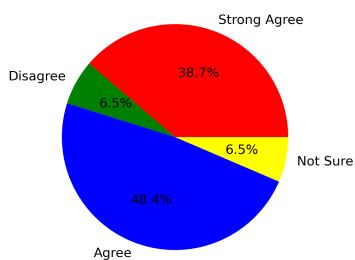
1. Did you acquire any new technical or scientific knowledge?

Strongly Agree [4] =45.16% Agree [3] =51.61% Disagree [2] =3.23% Not sure [1] =0



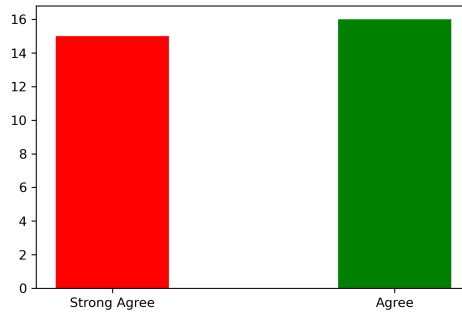
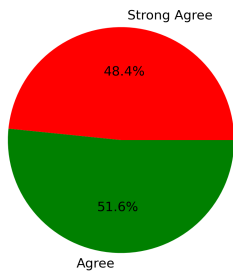
2. Are you able to apply the knowledge and skills you gained in real life problem solving?

Strongly Agree [4] =38.71% Agree [3] =48.39% Disagree [2] =6.45% Not sure [1] =6.45%



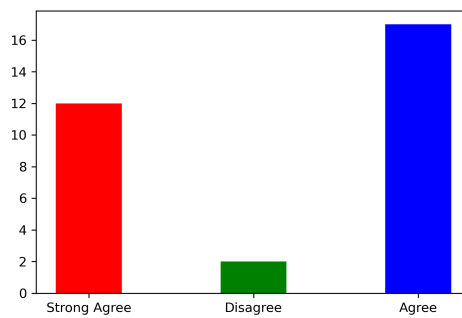
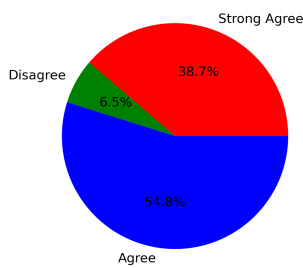
3. Are the subjects you studied relevant to the current industry need?

Strongly Agree [4] =48.39% Agree [3] =51.61% Disagree [2] =0 Not sure [1] =0



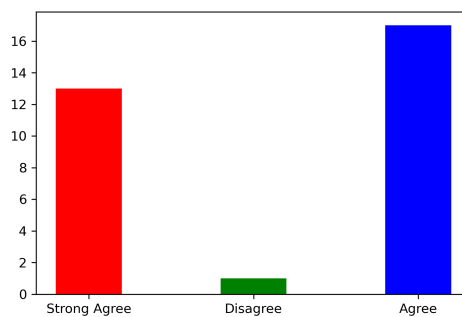
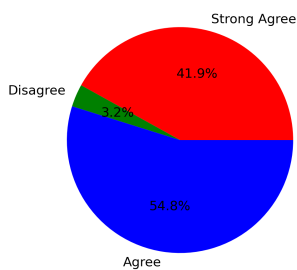
4. Availability and adequacy of modern tools in the laboratories?

Strongly Agree [4] =38.71% Agree [3] =54.84% Disagree [2] =6.45% Not sure [1] =0



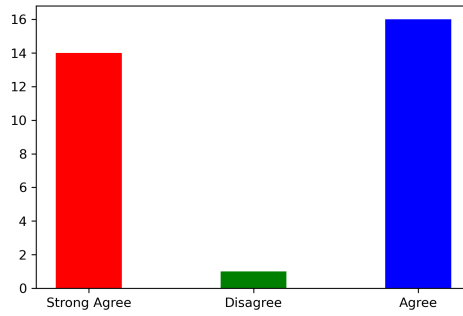
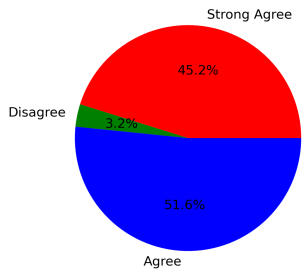
5. Are the experiments/practical prescribed in the subjects/courses helpful for your future?

Strongly Agree [4] =41.94% Agree [3] =54.84% Disagree [2] =3.23% Not sure [1] =0



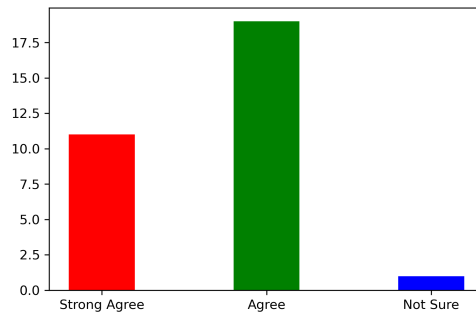
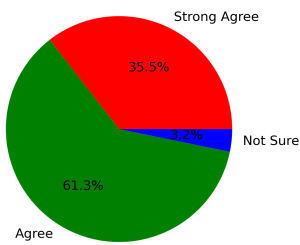
6. How is the mentorship and counselling process in the department?

Strongly Agree [4] =45.16% Agree [3] =51.61% Disagree [2] =3.23% Not sure [1] =0



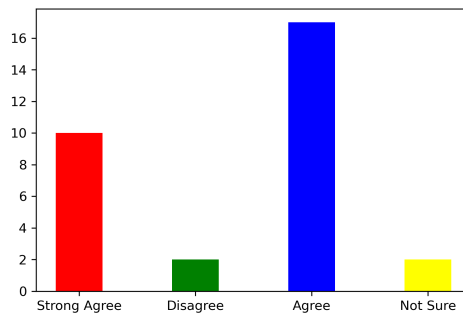
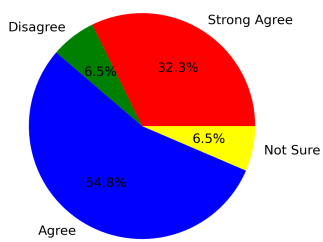
7. How is the overall learning environment?

Strongly Agree [4] =35.48% Agree [3] =61.29% Disagree [2] =0 Not sure [1] =3.23%



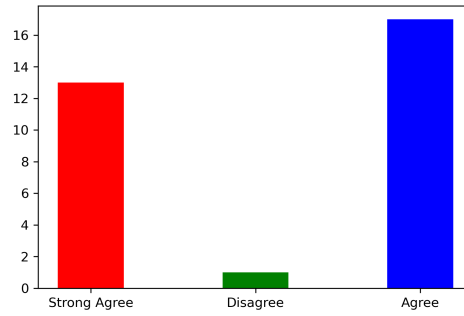
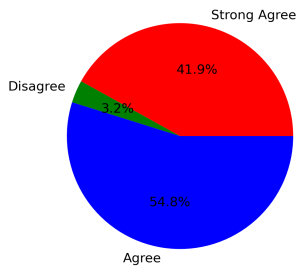
8. Did you improve your communication skill?

Strongly Agree [4] =32.26% Agree [3] =54.84% Disagree [2] =6.45% Not sure [1] =6.45%



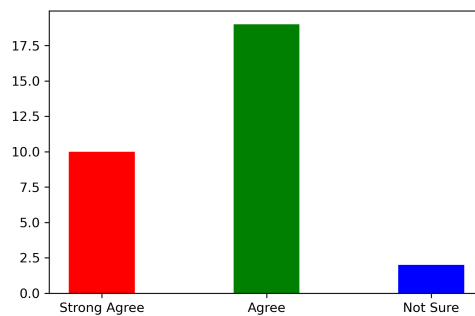
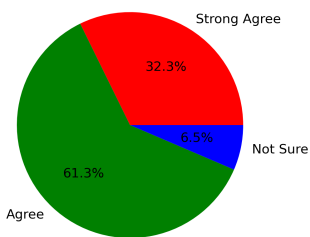
9. Are the teachers able to demonstrate the required knowledge and skills?

Strongly Agree [4] =41.94% Agree [3] =54.84% Disagree [2] =3.23% Not sure [1] =0



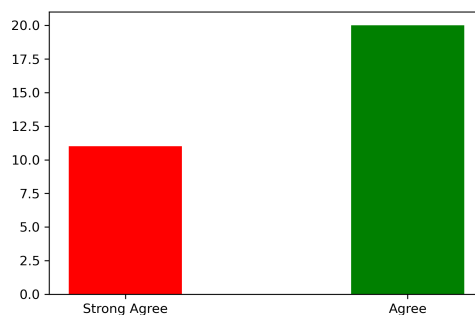
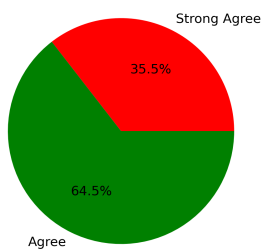
10. Is the pedagogy used by the teachers effective and interesting?

Strongly Agree [4] =32.26% Agree [3] =61.29% Disagree [2] =0 Not sure [1] =6.45%



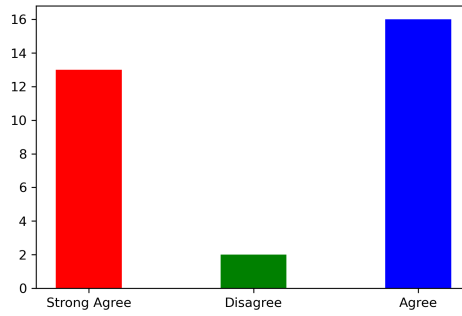
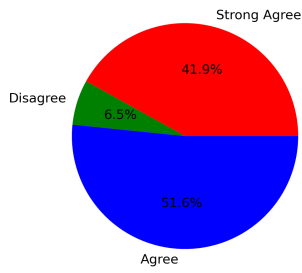
11. Are the opportunities provided for cocurricular and extracurricular activities?

Strongly Agree [4] =35.48% Agree [3] =64.52% Disagree [2] =0 Not sure [1] =0



12. Are events (workshop/seminar/webinar etc.) conducted for the holistic development of the students and to bridge industry-academia gap?

Strongly Agree [4] =41.94% Agree [3] =51.61% Disagree [2] =6.45% Not sure [1] =0



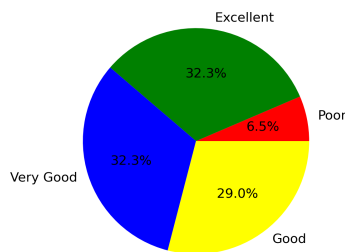
Summary

Strongly Agree: 39.78%
 Agree: 55.11%
 Disagree: 3.23%
 Not Sure: 1.88%

Feedback on Facilities

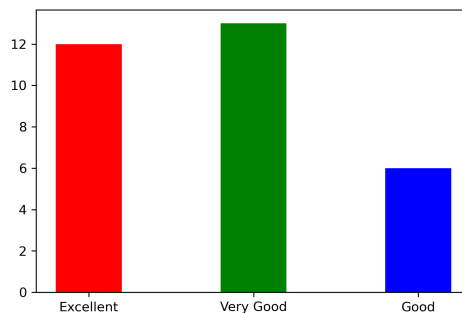
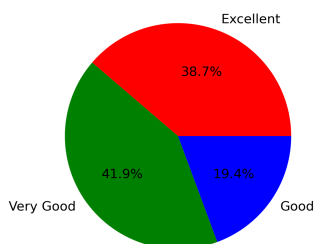
1. Class room facility

Excellent [4] =32.26% Very Good [3] =32.26% Good [2] =29.03% Poor [1] =6.45%



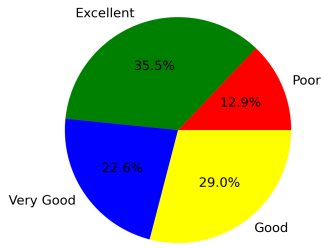
2. Laboratory facility

Excellent [4] =38.71% Very Good [3] =41.94% Good [2] =19.35% Poor [1] =0



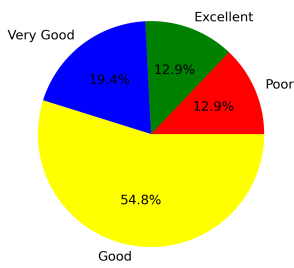
3. Library facility

Excellent [4] =35.48% Very Good [3] =22.58% Good [2] =29.03% Poor [1] =12.9%



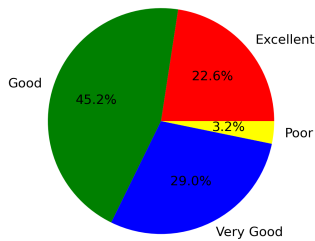
4. Hostel facility (if applicable)

Excellent [4] =12.9% Very Good [3] =19.35% Good [2] =54.84% Poor [1] =12.9%



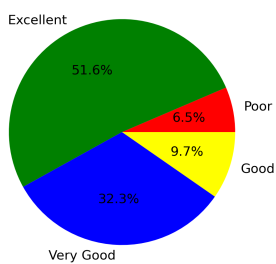
5. Sports facility

Excellent [4] =22.58% Very Good [3] =29.03% Good [2] =45.16% Poor [1] =3.23%



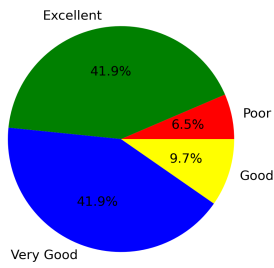
6. Water facility

Excellent [4] =51.61% Very Good [3] =32.26% Good [2] =9.68% Poor [1] =6.45%



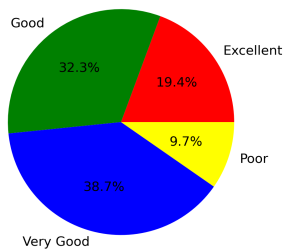
7. Cleanliness and Hygiene

Excellent [4] =41.94% Very Good [3] =41.94% Good [2] =9.68% Poor [1] =6.45%



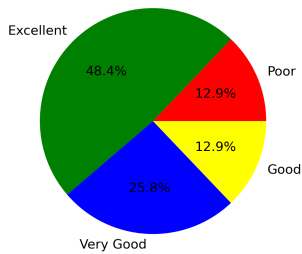
8. Canteen facility

Excellent [4] =19.35% Very Good [3] =38.71% Good [2] =32.26% Poor [1] =9.68%



9. Internet facility

Excellent [4] =48.39% Very Good [3] =25.81% Good [2] =12.9% Poor [1] =12.9%



Summary

Excellent: 33.69%
Very Good: 31.54%
Good: 26.88%
Poor: 7.89%

This is a computer generated statement and does not require a signature.