



Semester End Feedback

Academic Year: 2021-22

ELECTRONICS & COMMUNICATION ENGINEERING

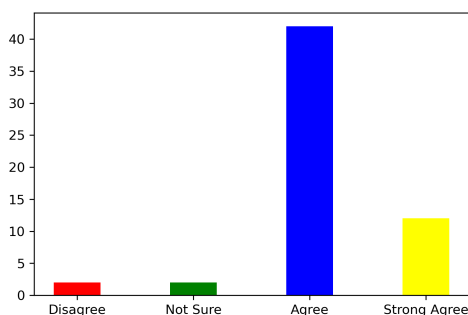
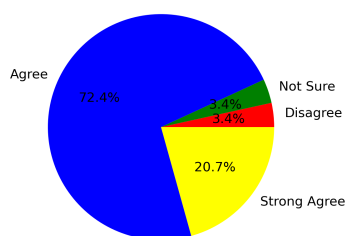
(Third Year)

Feedback on Academics

Total No. of Students participated in the survey: 58

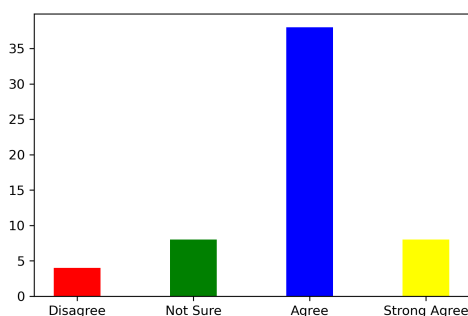
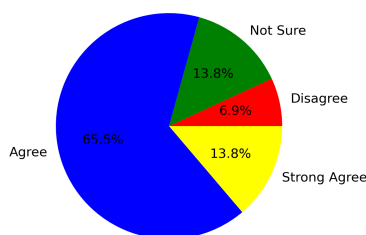
1. Did you acquire any new technical or scientific knowledge?

Strongly Agree [4] =20.69% Agree [3] =72.41% Disagree [2] =3.45% Not sure [1] =3.45%



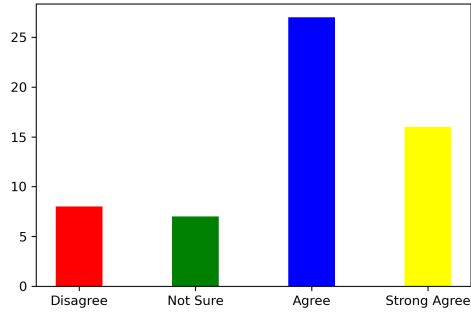
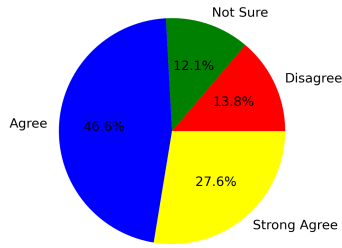
2. Are you able to apply the knowledge and skills you gained in real life problem solving?

Strongly Agree [4] =13.79% Agree [3] =65.52% Disagree [2] =6.9% Not sure [1] =13.79%



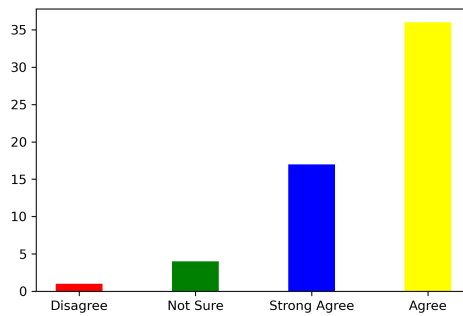
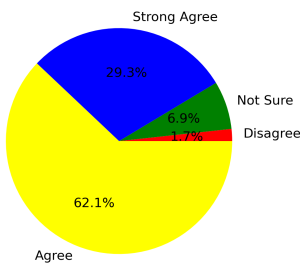
3. Are the subjects you studied relevant to the current industry need?

Strongly Agree [4] =27.59% Agree [3] =46.55% Disagree [2] =13.79% Not sure [1] =12.07%



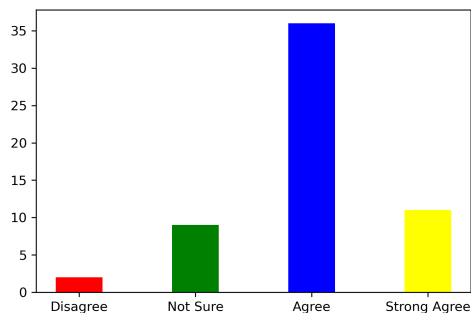
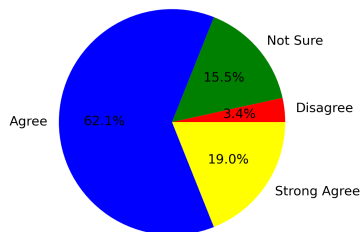
4. Availability and adequacy of modern tools in the laboratories?

Strongly Agree [4] =29.31% Agree [3] =62.07% Disagree [2] =1.72% Not sure [1] =6.9%



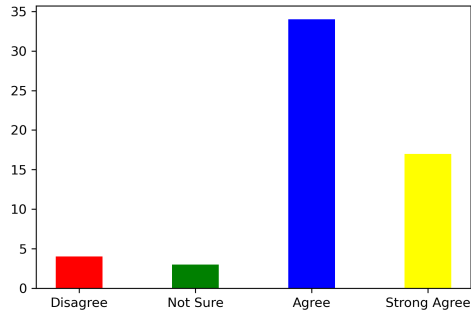
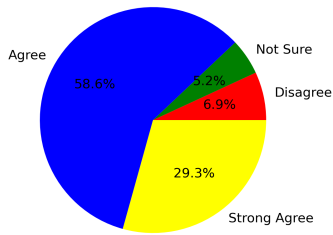
5. Are the experiments/practical prescribed in the subjects/courses helpful for your future?

Strongly Agree [4] =18.97% Agree [3] =62.07% Disagree [2] =3.45% Not sure [1] =15.52%



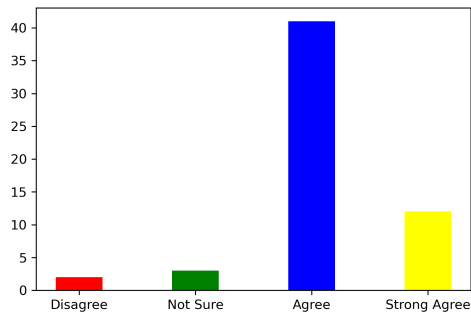
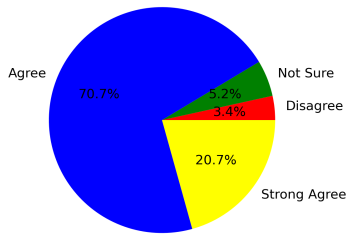
6. How is the mentorship and counselling process in the department?

Strongly Agree [4] =29.31% Agree [3] =58.62% Disagree [2] =6.9% Not sure [1] =5.17%



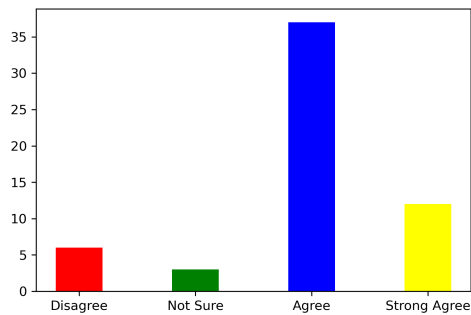
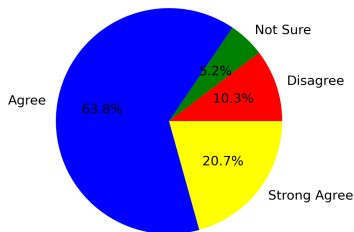
7. How is the overall learning environment?

Strongly Agree [4] =20.69% Agree [3] =70.69% Disagree [2] =3.45% Not sure [1] =5.17%



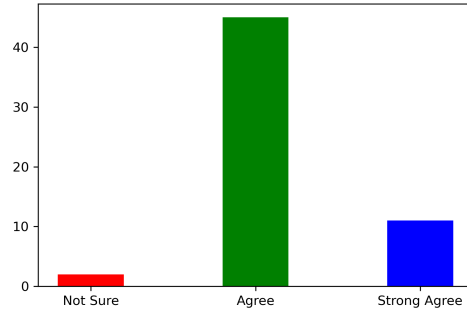
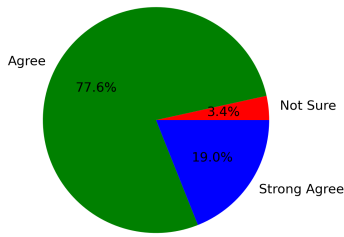
8. Did you improve your communication skill?

Strongly Agree [4] =20.69% Agree [3] =63.79% Disagree [2] =10.34% Not sure [1] =5.17%



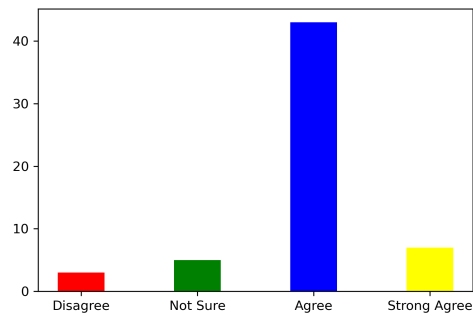
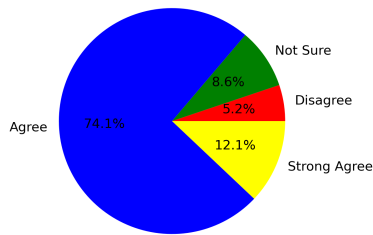
9. Are the teachers able to demonstrate the required knowledge and skills?

Strongly Agree [4] =18.97% Agree [3] =77.59% Disagree [2] =0 Not sure [1] =3.45%



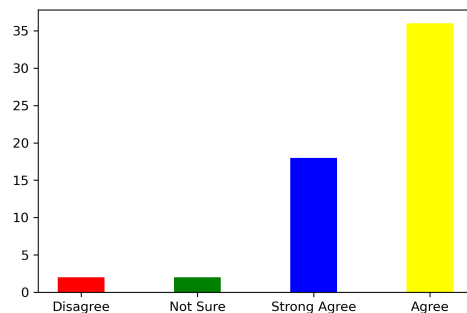
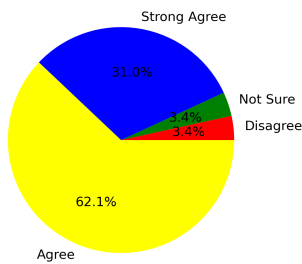
10. Is the pedagogy used by the teachers effective and interesting?

Strongly Agree [4] =12.07% Agree [3] =74.14% Disagree [2] =5.17% Not sure [1] =8.62%



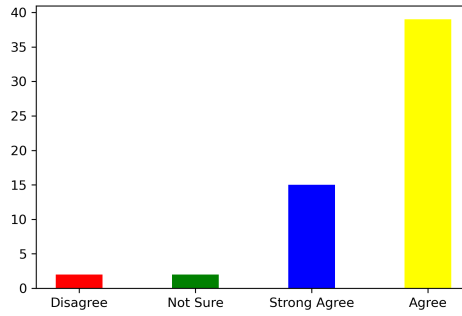
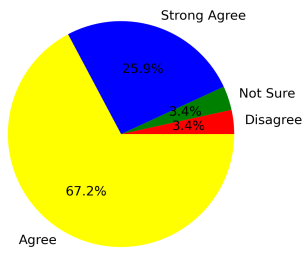
11. Are the opportunities provided for cocurricular and extracurricular activities?

Strongly Agree [4] =31.03% Agree [3] =62.07% Disagree [2] =3.45% Not sure [1] =3.45%



12. Are events (workshop/seminar/webinar etc.) conducted for the holistic development of the students and to bridge industry-academia gap?

Strongly Agree [4] =25.86% Agree [3] =67.24% Disagree [2] =3.45% Not sure [1] =3.45%



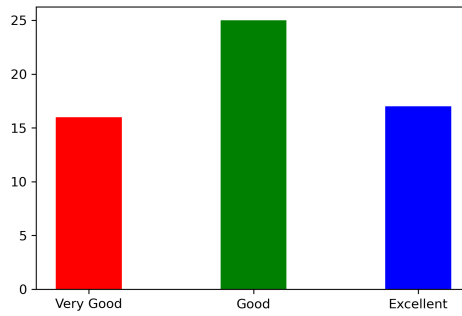
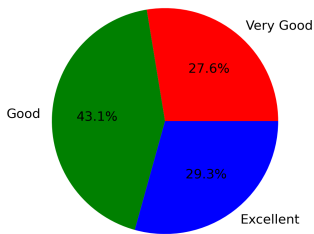
Summary

Strongly Agree: 22.41%
 Agree: 65.23%
 Disagree: 5.17%
 Not Sure: 7.18%

Feedback on Facilities

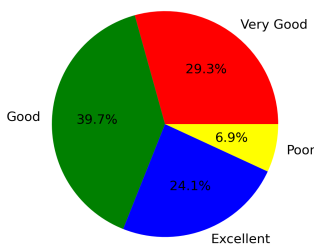
1. Laboratory facility

Excellent [4] =29.31% Very Good [3] =27.59% Good [2] =43.1% Poor [1] =0



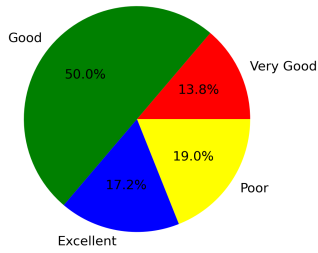
2. Library facility

Excellent [4] =24.14% Very Good [3] =29.31% Good [2] =39.66% Poor [1] =6.9%



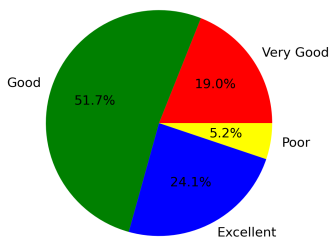
3. Hostel facility (if applicable)

Excellent [4] =17.24% Very Good [3] =13.79% Good [2] =50.0% Poor [1] =18.97%



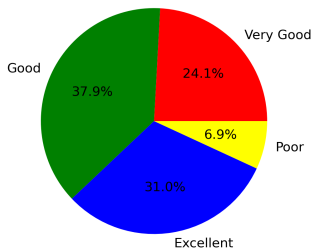
4. Sports facility

Excellent [4] =24.14% Very Good [3] =18.97% Good [2] =51.72% Poor [1] =5.17%



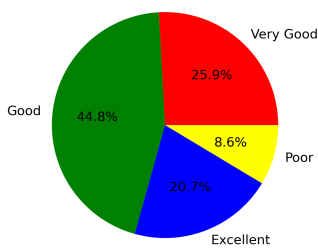
5. Water facility

Excellent [4] =31.03% Very Good [3] =24.14% Good [2] =37.93% Poor [1] =6.9%



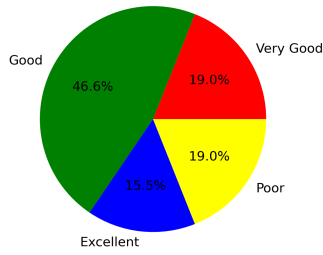
6. Cleanliness and Hygiene

Excellent [4] =20.69% Very Good [3] =25.86% Good [2] =44.83% Poor [1] =8.62%



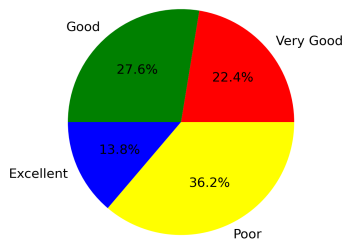
7. Canteen facility

Excellent [4] =15.52% Very Good [3] =18.97% Good [2] =46.55% Poor [1] =18.97%



8. Internet facility

Excellent [4] =13.79% Very Good [3] =22.41% Good [2] =27.59% Poor [1] =36.21%



Summary

Excellent: 21.98%
Very Good: 22.63%
Good: 42.67%
Poor: 12.72%

This is a computer generated statement and does not require a signature.