



Semester End Feedback

Academic Year: 2021-22

COMPUTER SCIENCE ENGINEERING

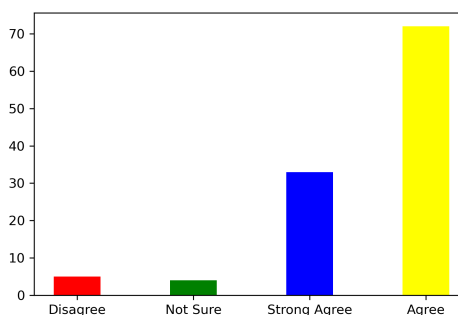
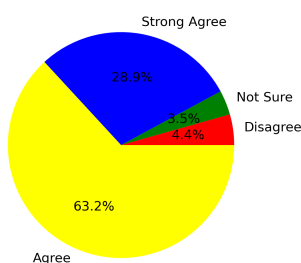
(Third Year)

Feedback on Academics

Total No. of Students participated in the survey: 114

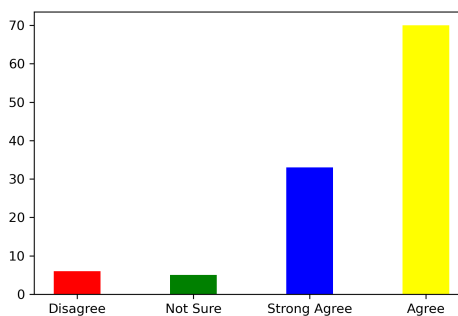
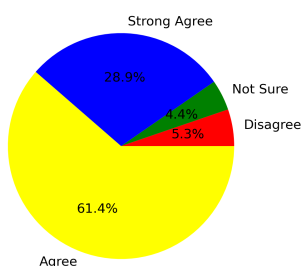
1. Did you acquire any new technical or scientific knowledge?

Strongly Agree [4] =28.95% Agree [3] =63.16% Disagree [2] =4.39% Not sure [1] =3.51%



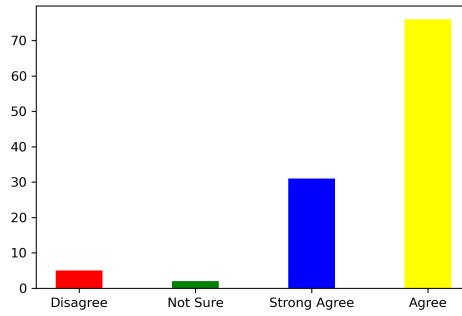
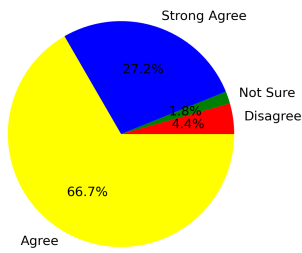
2. Are you able to apply the knowledge and skills you gained in real life problem solving?

Strongly Agree [4] =28.95% Agree [3] =61.4% Disagree [2] =5.26% Not sure [1] =4.39%



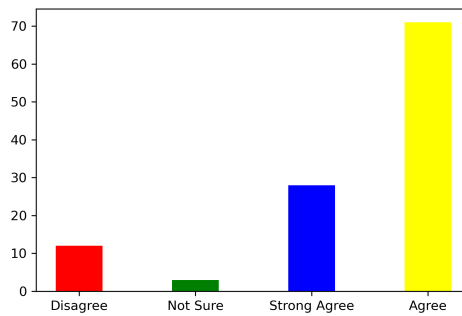
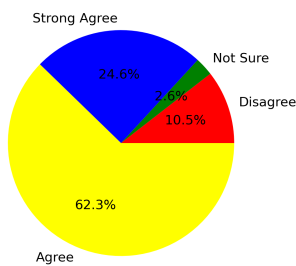
3. Are the subjects you studied relevant to the current industry need?

Strongly Agree [4] =27.19% Agree [3] =66.67% Disagree [2] =4.39% Not sure [1] =1.75%



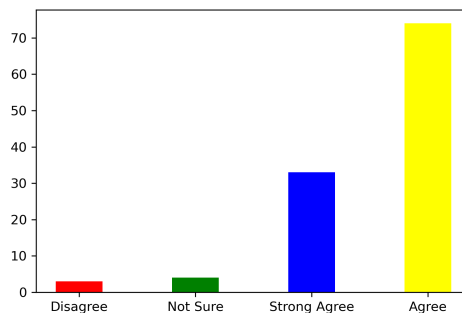
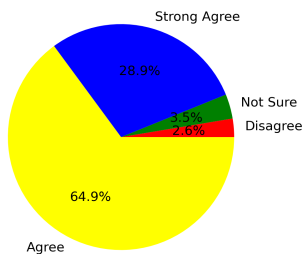
4. Availability and adequacy of modern tools in the laboratories?

Strongly Agree [4] =24.56% Agree [3] =62.28% Disagree [2] =10.53% Not sure [1] =2.63%



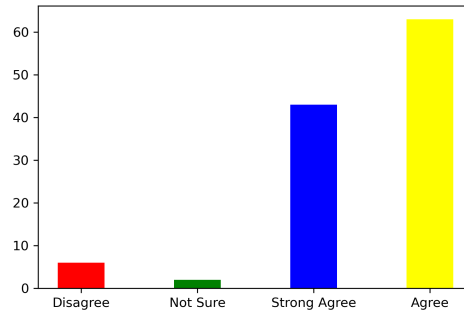
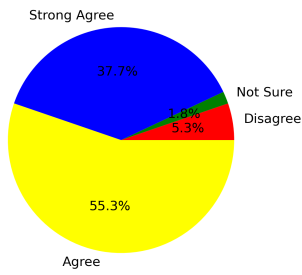
5. Are the experiments/practical prescribed in the subjects/courses helpful for your future?

Strongly Agree [4] =28.95% Agree [3] =64.91% Disagree [2] =2.63% Not sure [1] =3.51%



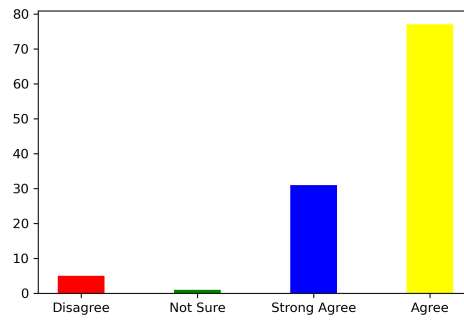
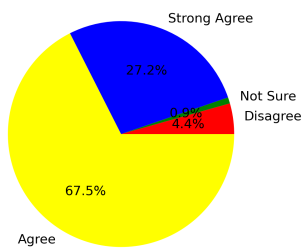
6. How is the mentorship and counselling process in the department?

Strongly Agree [4] =37.72% Agree [3] =55.26% Disagree [2] =5.26% Not sure [1] =1.75%



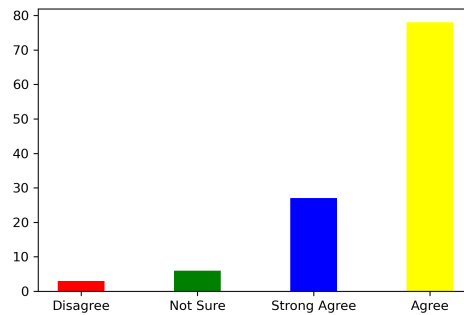
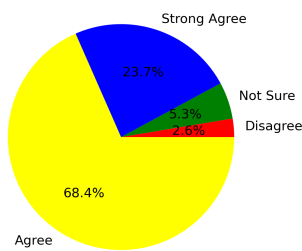
7. How is the overall learning environment?

Strongly Agree [4] =27.19% Agree [3] =67.54% Disagree [2] =4.39% Not sure [1] =0.88%



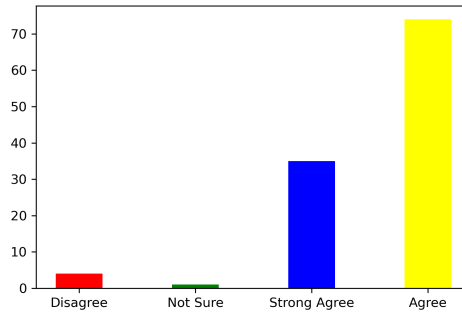
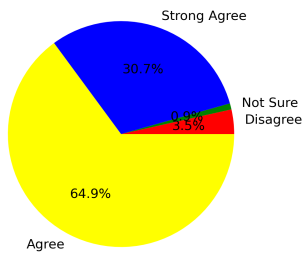
8. Did you improve your communication skill?

Strongly Agree [4] =23.68% Agree [3] =68.42% Disagree [2] =2.63% Not sure [1] =5.26%



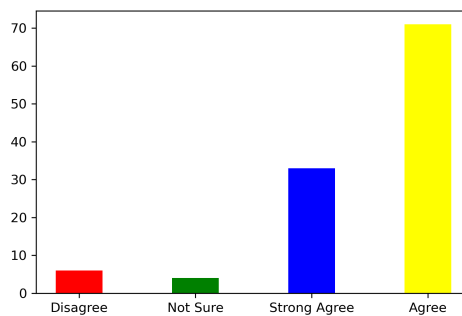
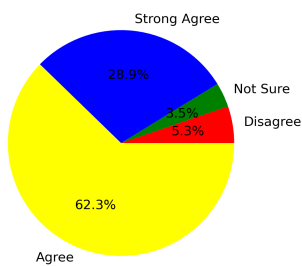
9. Are the teachers able to demonstrate the required knowledge and skills?

Strongly Agree [4] =30.7% Agree [3] =64.91% Disagree [2] =3.51% Not sure [1] =0.88%



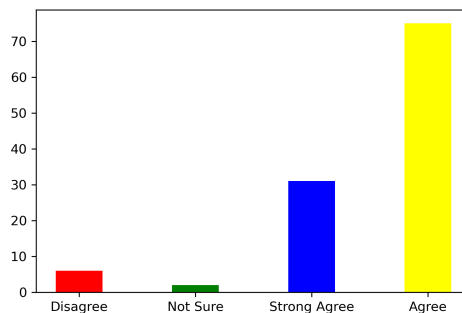
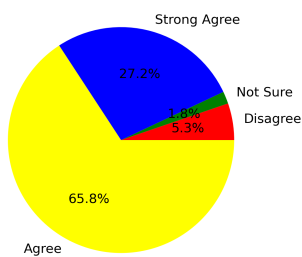
10. Is the pedagogy used by the teachers effective and interesting?

Strongly Agree [4] =28.95% Agree [3] =62.28% Disagree [2] =5.26% Not sure [1] =3.51%



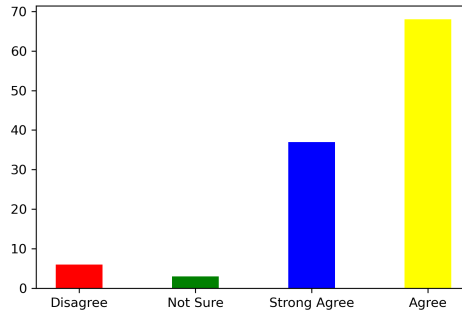
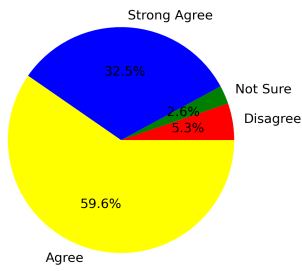
11. Are the opportunities provided for cocurricular and extracurricular activities?

Strongly Agree [4] =27.19% Agree [3] =65.79% Disagree [2] =5.26% Not sure [1] =1.75%



12. Are events (workshop/seminar/webinar etc.) conducted for the holistic development of the students and to bridge industry-academia gap?

Strongly Agree [4] =32.46% Agree [3] =59.65% Disagree [2] =5.26% Not sure [1] =2.63%



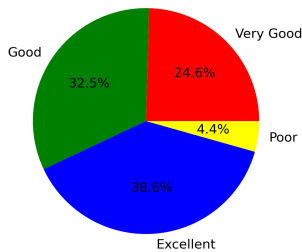
Summary

Strongly Agree: 28.87%
 Agree: 63.52%
 Disagree: 4.9%
 Not Sure: 2.7%

Feedback on Facilities

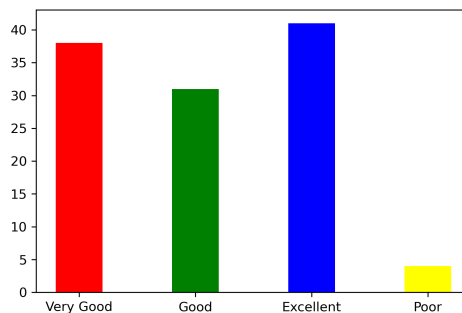
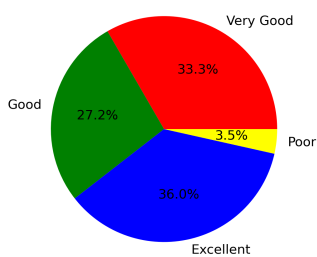
1. Laboratory facility

Excellent [4] =38.6% Very Good [3] =24.56% Good [2] =32.46% Poor [1] =4.39%



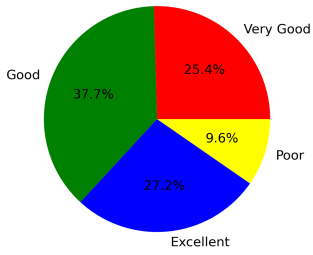
2. Library facility

Excellent [4] =35.96% Very Good [3] =33.33% Good [2] =27.19% Poor [1] =3.51%



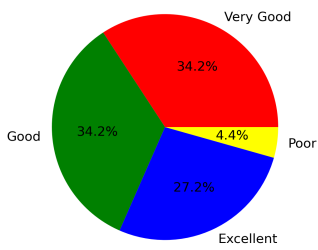
3. Hostel facility (if applicable)

Excellent [4] =27.19% Very Good [3] =25.44% Good [2] =37.72% Poor [1] =9.65%



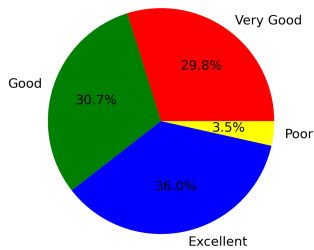
4. Sports facility

Excellent [4] =27.19% Very Good [3] =34.21% Good [2] =34.21% Poor [1] =4.39%



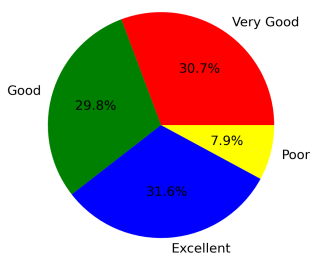
5. Water facility

Excellent [4] =35.96% Very Good [3] =29.82% Good [2] =30.7% Poor [1] =3.51%



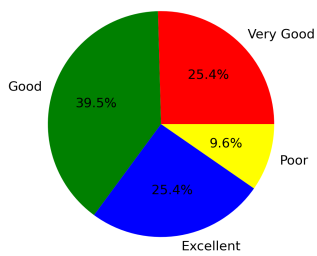
6. Cleanliness and Hygiene

Excellent [4] =31.58% Very Good [3] =30.7% Good [2] =29.82% Poor [1] =7.89%



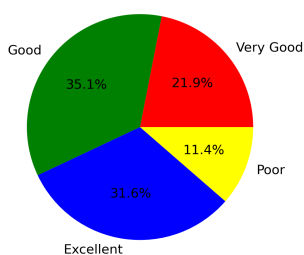
7. Canteen facility

Excellent [4] =25.44% Very Good [3] =25.44% Good [2] =39.47% Poor [1] =9.65%



8. Internet facility

Excellent [4] =31.58% Very Good [3] =21.93% Good [2] =35.09% Poor [1] =11.4%



Summary

Excellent: 31.69%
Very Good: 28.18%
Good: 33.33%
Poor: 6.8%

This is a computer generated statement and does not require a signature.