



Semester End Feedback

Academic Year: 2021-22

CIVIL ENGINEERING

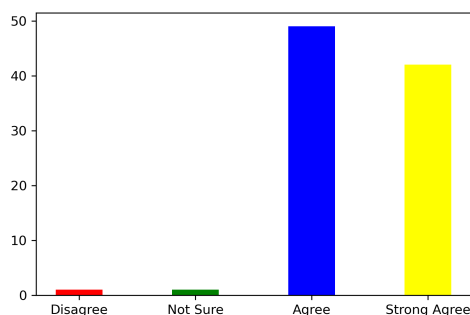
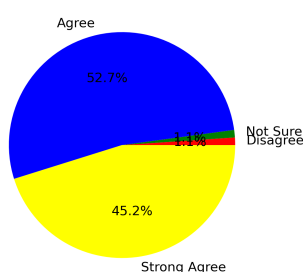
(Third Year)

Feedback on Academics

Total No. of Students participated in the survey: 93

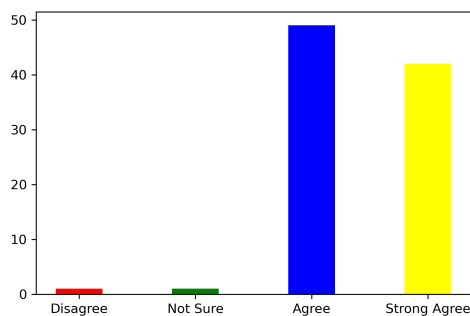
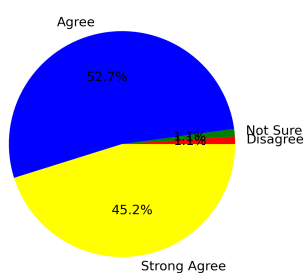
1. Did you acquire any new technical or scientific knowledge?

Strongly Agree [4] =45.16% Agree [3] =52.69% Disagree [2] =1.08% Not sure [1] =1.08%



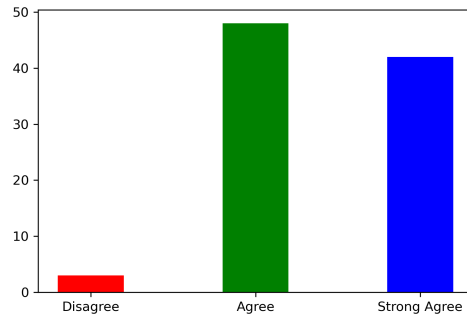
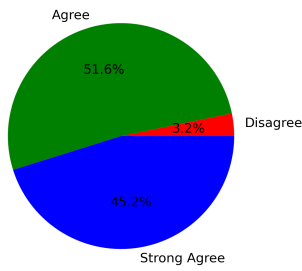
2. Are you able to apply the knowledge and skills you gained in real life problem solving?

Strongly Agree [4] =45.16% Agree [3] =52.69% Disagree [2] =1.08% Not sure [1] =1.08%



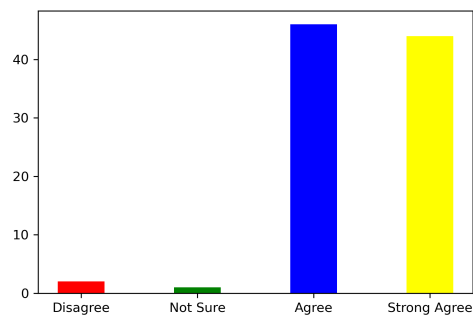
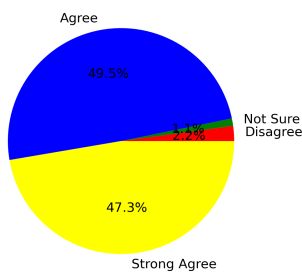
3. Are the subjects you studied relevant to the current industry need?

Strongly Agree [4] =45.16% Agree [3] =51.61% Disagree [2] =3.23% Not sure [1] =0



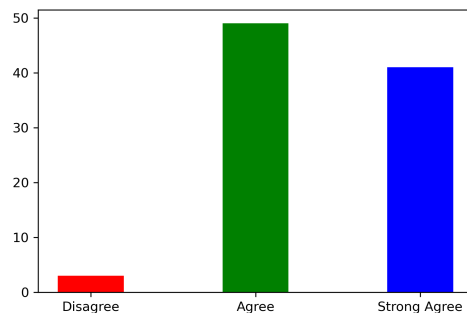
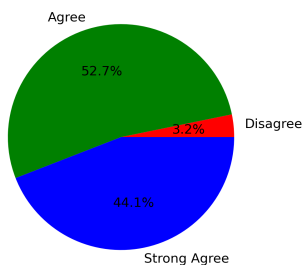
4. Availability and adequacy of modern tools in the laboratories?

Strongly Agree [4] =47.31% Agree [3] =49.46% Disagree [2] =2.15% Not sure [1] =1.08%



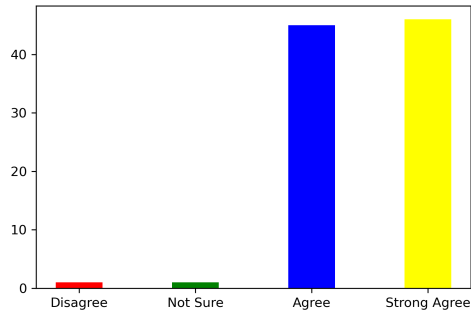
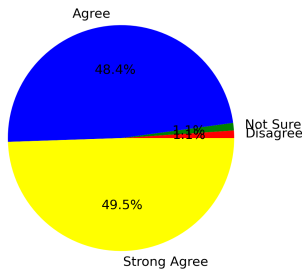
5. Are the experiments/practical prescribed in the subjects/courses helpful for your future?

Strongly Agree [4] =44.09% Agree [3] =52.69% Disagree [2] =3.23% Not sure [1] =0



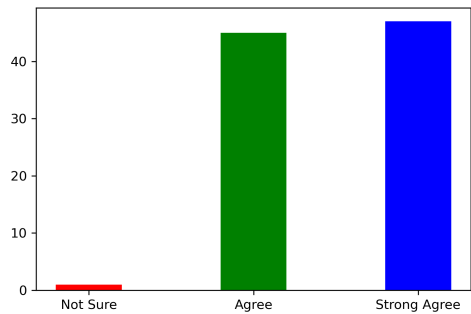
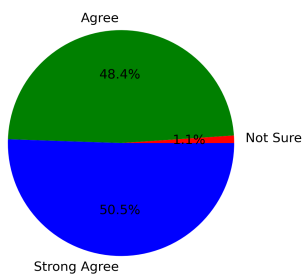
6. How is the mentorship and counselling process in the department?

Strongly Agree [4] =49.46% Agree [3] =48.39% Disagree [2] =1.08% Not sure [1] =1.08%



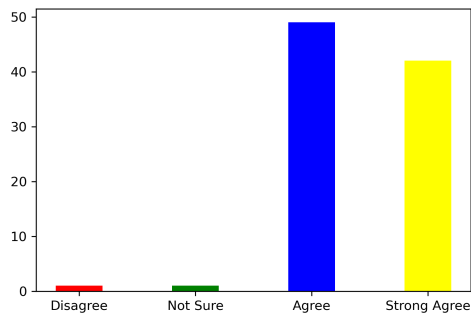
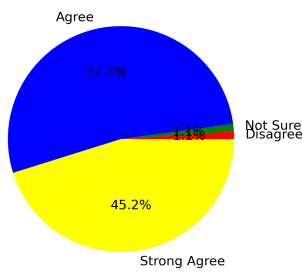
7. How is the overall learning environment?

Strongly Agree [4] =50.54% Agree [3] =48.39% Disagree [2] =0 Not sure [1] =1.08%



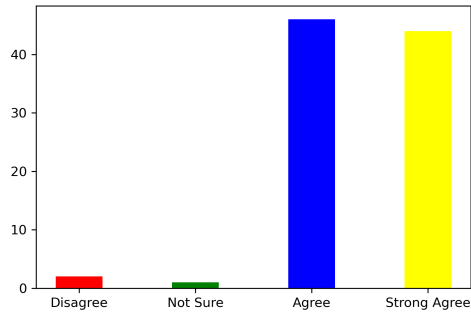
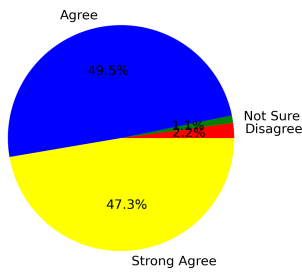
8. Did you improve your communication skill?

Strongly Agree [4] =45.16% Agree [3] =52.69% Disagree [2] =1.08% Not sure [1] =1.08%



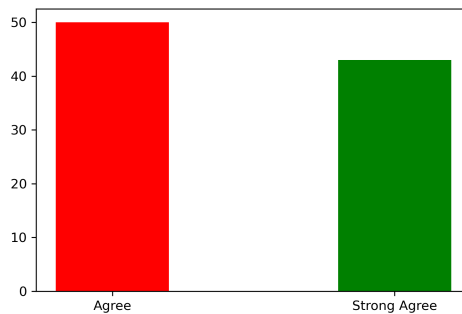
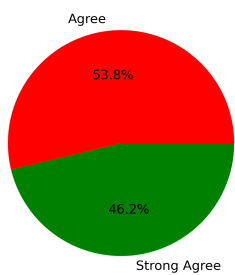
9. Are the teachers able to demonstrate the required knowledge and skills?

Strongly Agree [4] =47.31% Agree [3] =49.46% Disagree [2] =2.15% Not sure [1] =1.08%



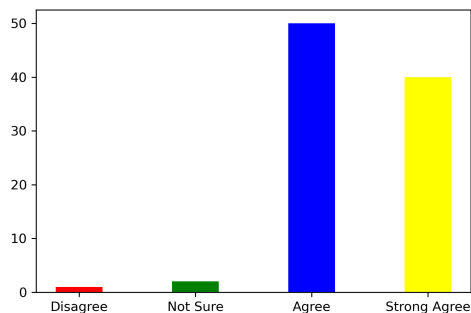
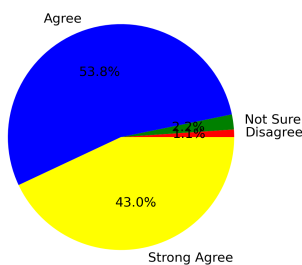
10. Is the pedagogy used by the teachers effective and interesting?

Strongly Agree [4] =46.24% Agree [3] =53.76% Disagree [2] =0 Not sure [1] =0



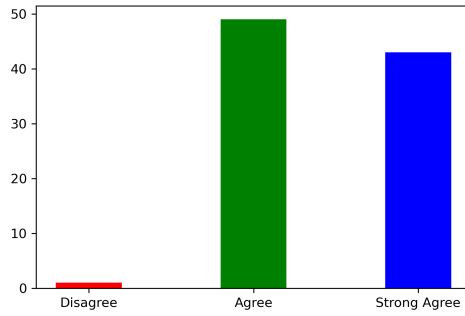
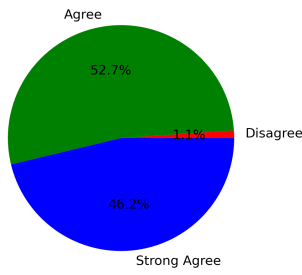
11. Are the opportunities provided for cocurricular and extracurricular activities?

Strongly Agree [4] =43.01% Agree [3] =53.76% Disagree [2] =1.08% Not sure [1] =2.15%



12. Are events (workshop/seminar/webinar etc.) conducted for the holistic development of the students and to bridge industry-academia gap?

Strongly Agree [4] =46.24% Agree [3] =52.69% Disagree [2] =1.08% Not sure [1] =0



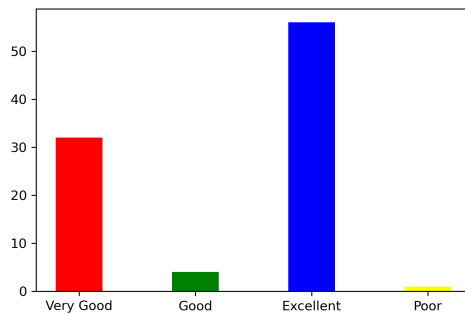
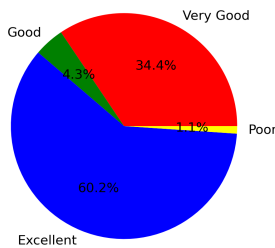
Summary

Strongly Agree: 46.24%
 Agree: 51.52%
 Disagree: 1.43%
 Not Sure: 0.81%

Feedback on Facilities

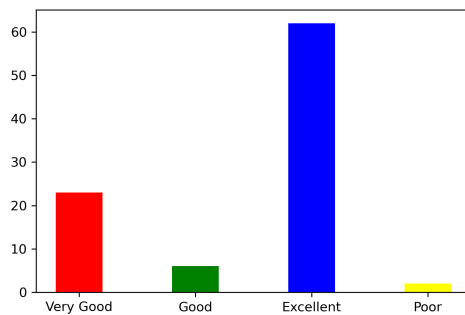
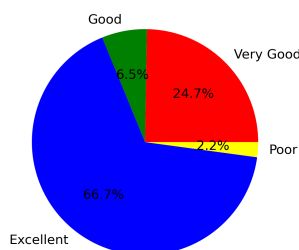
1. Laboratory facility

Excellent [4] =60.22% Very Good [3] =34.41% Good [2] =4.3% Poor [1] =1.08%



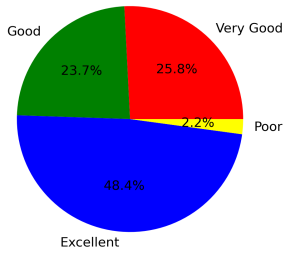
2. Library facility

Excellent [4] =66.67% Very Good [3] =24.73% Good [2] =6.45% Poor [1] =2.15%



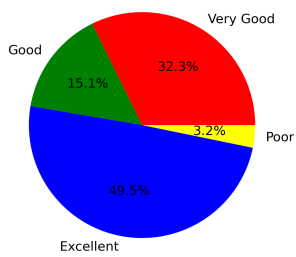
3. Hostel facility (if applicable)

Excellent [4] =48.39% Very Good [3] =25.81% Good [2] =23.66% Poor [1] =2.15%



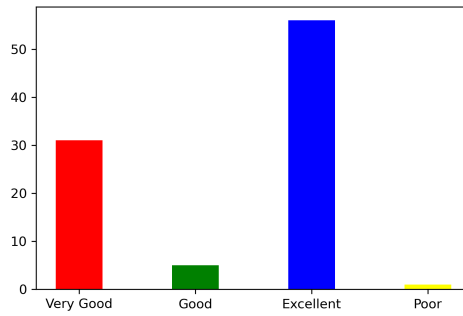
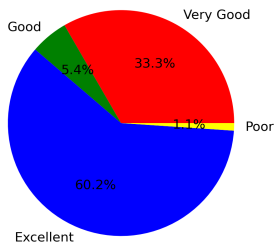
4. Sports facility

Excellent [4] =49.46% Very Good [3] =32.26% Good [2] =15.05% Poor [1] =3.23%



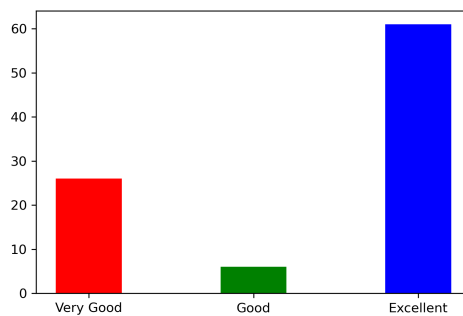
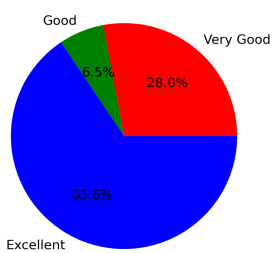
5. Water facility

Excellent [4] =60.22% Very Good [3] =33.33% Good [2] =5.38% Poor [1] =1.08%



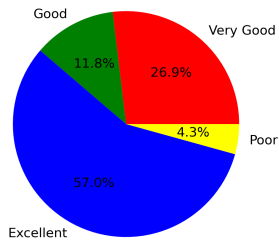
6. Cleanliness and Hygiene

Excellent [4] =65.59% Very Good [3] =27.96% Good [2] =6.45% Poor [1] =0



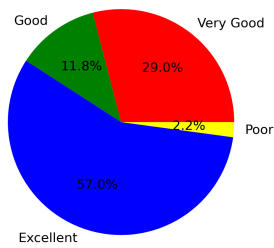
7. Canteen facility

Excellent [4] =56.99% Very Good [3] =26.88% Good [2] =11.83% Poor [1] =4.3%



8. Internet facility

Excellent [4] =56.99% Very Good [3] =29.03% Good [2] =11.83% Poor [1] =2.15%



Summary

Excellent: 58.06%
Very Good: 29.3%
Good: 10.62%
Poor: 2.02%

This is a computer generated statement and does not require a signature.