



Semester End Feedback

Academic Year: 2021-22

MECHANICAL ENGINEERING

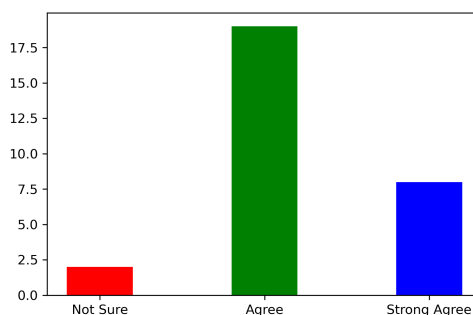
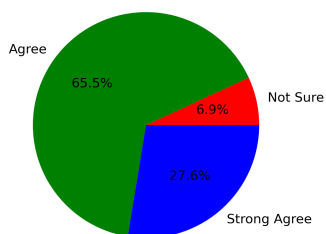
(First Year)

Feedback on Academics

Total No. of Students participated in the survey: 29

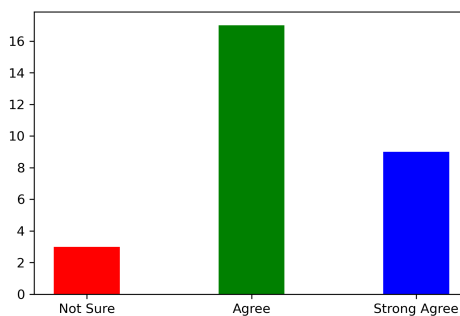
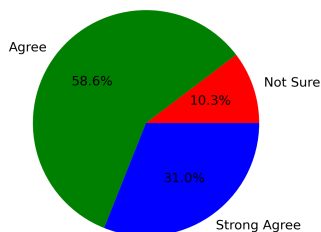
1. Did you acquire any new technical or scientific knowledge?

Strongly Agree [4] =27.59% Agree [3] =65.52% Disagree [2] =0 Not sure [1] =6.9%



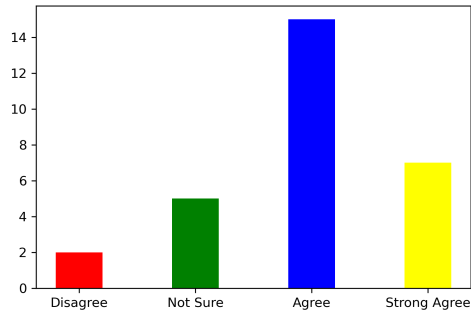
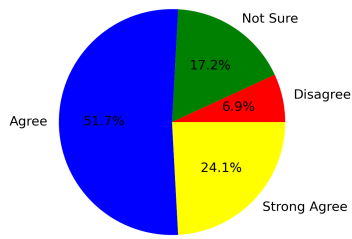
2. Are you able to apply the knowledge and skills you gained in real life problem solving?

Strongly Agree [4] =31.03% Agree [3] =58.62% Disagree [2] =0 Not sure [1] =10.34%



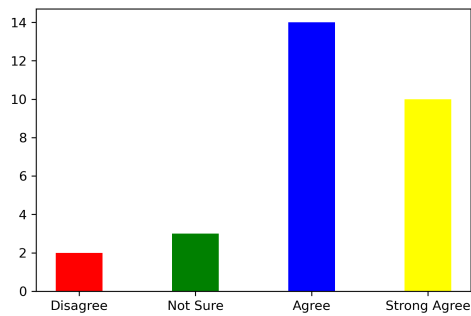
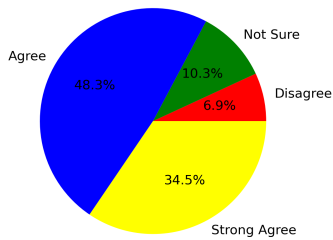
3. Are the subjects you studied relevant to the current industry need?

Strongly Agree [4] =24.14% Agree [3] =51.72% Disagree [2] =6.9% Not sure [1] =17.24%



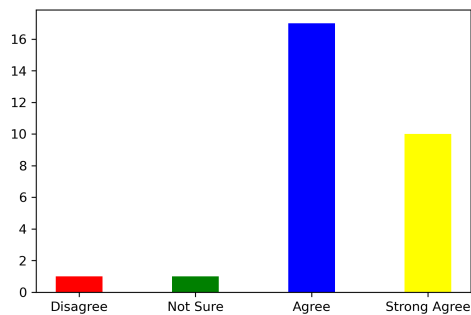
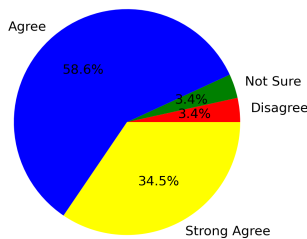
4. Availability and adequacy of modern tools in the laboratories?

Strongly Agree [4] =34.48% Agree [3] =48.28% Disagree [2] =6.9% Not sure [1] =10.34%



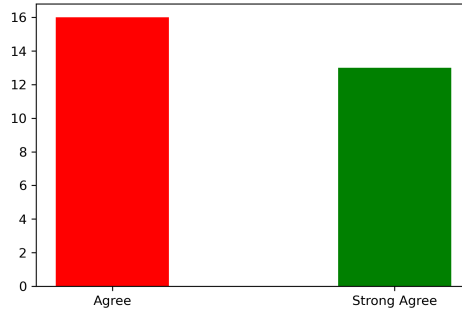
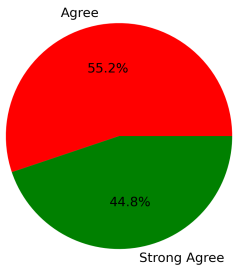
5. Are the experiments/practical prescribed in the subjects/courses helpful for your future?

Strongly Agree [4] =34.48% Agree [3] =58.62% Disagree [2] =3.45% Not sure [1] =3.45%



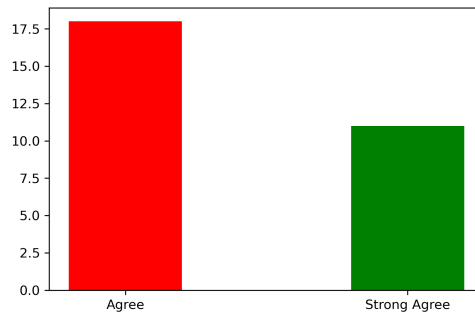
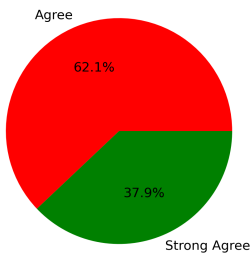
6. How is the mentorship and counselling process in the department?

Strongly Agree [4] =44.83% Agree [3] =55.17% Disagree [2] =0 Not sure [1] =0



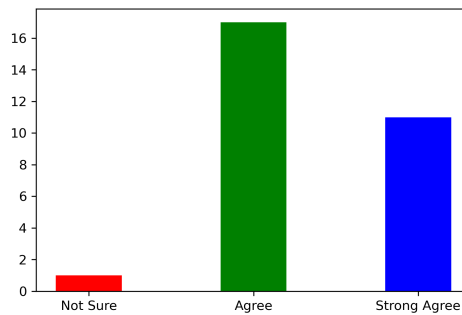
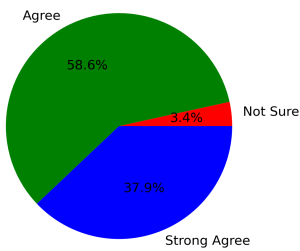
7. How is the overall learning environment?

Strongly Agree [4] =37.93% Agree [3] =62.07% Disagree [2] =0 Not sure [1] =0



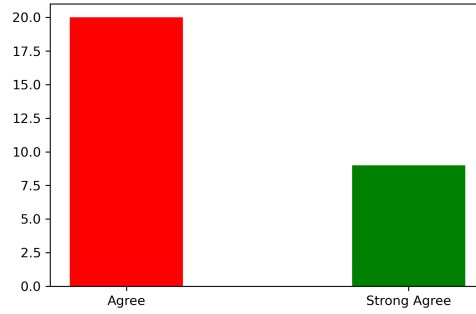
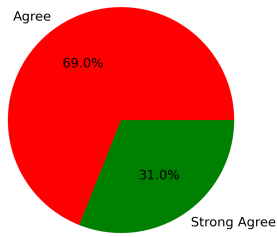
8. Did you improve your communication skill?

Strongly Agree [4] =37.93% Agree [3] =58.62% Disagree [2] =0 Not sure [1] =3.45%



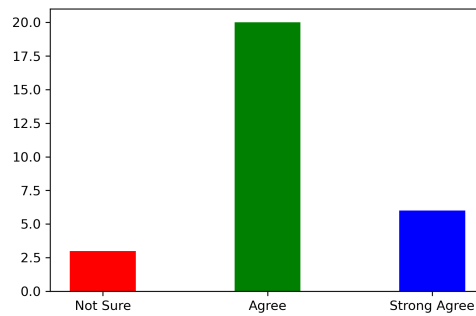
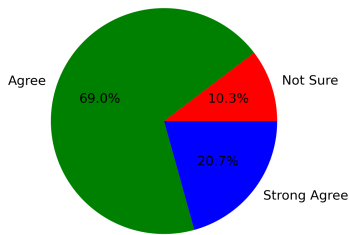
9. Are the teachers able to demonstrate the required knowledge and skills?

Strongly Agree [4] =31.03% Agree [3] =68.97% Disagree [2] =0 Not sure [1] =0



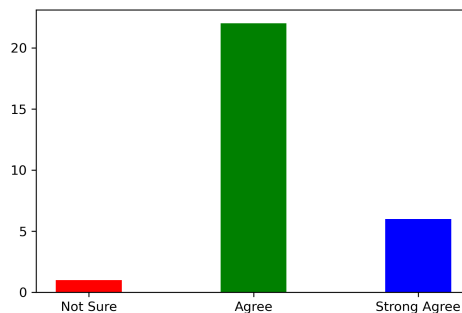
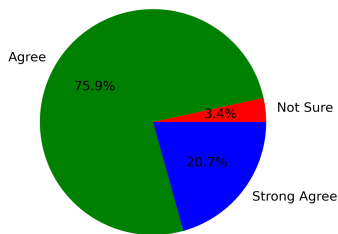
10. Is the pedagogy used by the teachers effective and interesting?

Strongly Agree [4] =20.69% Agree [3] =68.97% Disagree [2] =0 Not sure [1] =10.34%



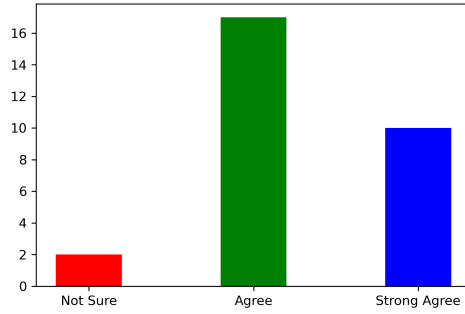
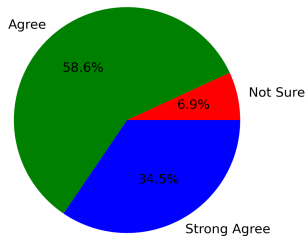
11. Are the opportunities provided for cocurricular and extracurricular activities?

Strongly Agree [4] =20.69% Agree [3] =75.86% Disagree [2] =0 Not sure [1] =3.45%



12. Are events (workshop/seminar/webinar etc.) conducted for the holistic development of the students and to bridge industry-academia gap?

Strongly Agree [4] =34.48% Agree [3] =58.62% Disagree [2] =0 Not sure [1] =6.9%



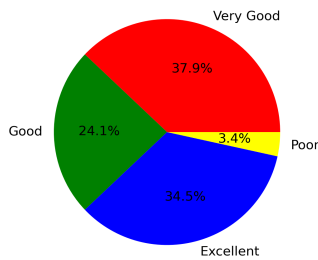
Summary

Strongly Agree: 31.61%
 Agree: 60.92%
 Disagree: 1.44%
 Not Sure: 6.03%

Feedback on Facilities

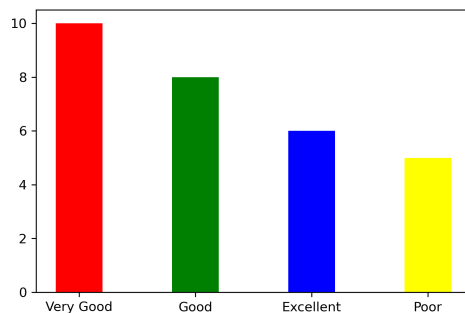
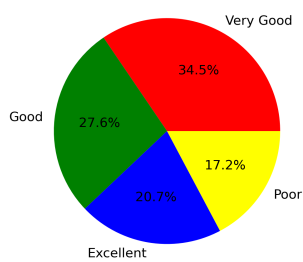
1. Laboratory facility

Excellent [4] =34.48% Very Good [3] =37.93% Good [2] =24.14% Poor [1] =3.45%



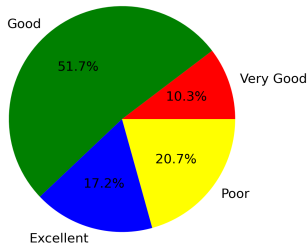
2. Library facility

Excellent [4] =20.69% Very Good [3] =34.48% Good [2] =27.59% Poor [1] =17.24%



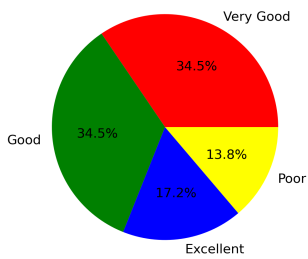
3. Hostel facility (if applicable)

Excellent [4] =17.24% Very Good [3] =10.34% Good [2] =51.72% Poor [1] =20.69%



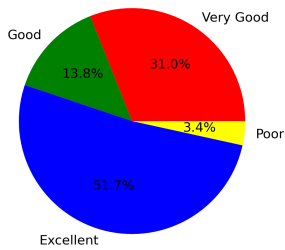
4. Sports facility

Excellent [4] =17.24% Very Good [3] =34.48% Good [2] =34.48% Poor [1] =13.79%



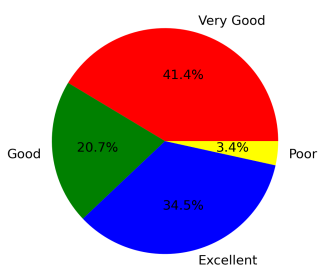
5. Water facility

Excellent [4] =51.72% Very Good [3] =31.03% Good [2] =13.79% Poor [1] =3.45%



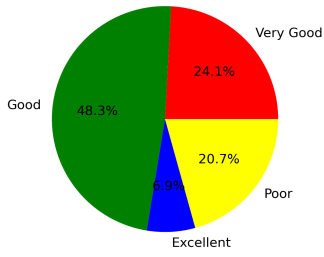
6. Cleanliness and Hygiene

Excellent [4] =34.48% Very Good [3] =41.38% Good [2] =20.69% Poor [1] =3.45%



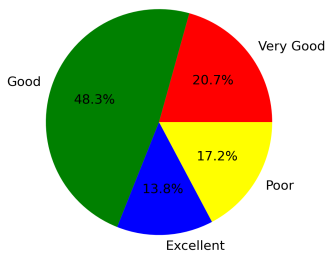
7. Canteen facility

Excellent [4] =6.9% Very Good [3] =24.14% Good [2] =48.28% Poor [1] =20.69%



8. Internet facility

Excellent [4] =13.79% Very Good [3] =20.69% Good [2] =48.28% Poor [1] =17.24%



Summary

Excellent: 24.57%
Very Good: 29.31%
Good: 33.62%
Poor: 12.5%

This is a computer generated statement and does not require a signature.