



Semester End Feedback

Academic Year: 2021-22

INFORMATION TECHNOLOGY

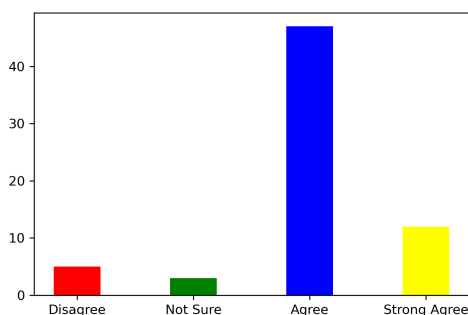
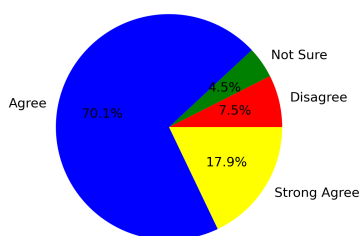
(First Year)

Feedback on Academics

Total No. of Students participated in the survey: 67

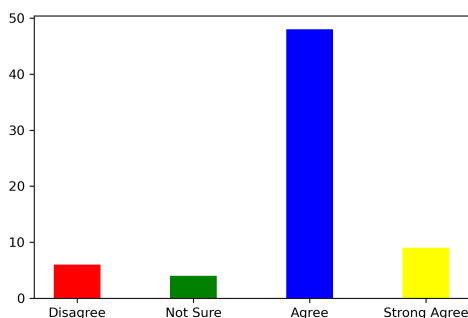
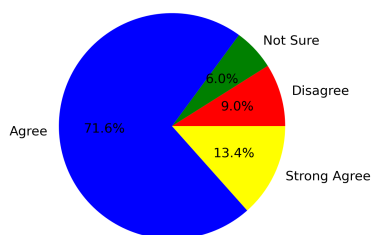
1. Did you acquire any new technical or scientific knowledge?

Strongly Agree [4] =17.91% Agree [3] =70.15% Disagree [2] =7.46% Not sure [1] =4.48%



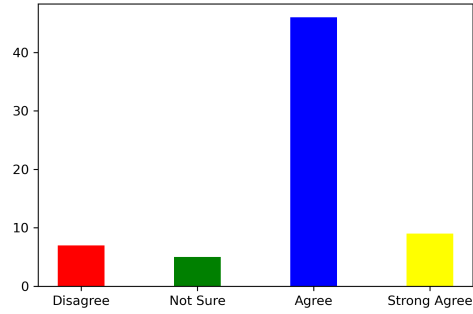
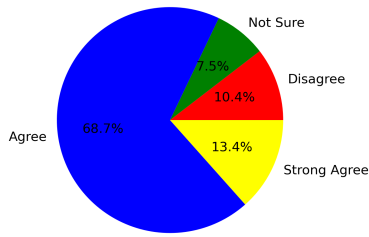
2. Are you able to apply the knowledge and skills you gained in real life problem solving?

Strongly Agree [4] =13.43% Agree [3] =71.64% Disagree [2] =8.96% Not sure [1] =5.97%



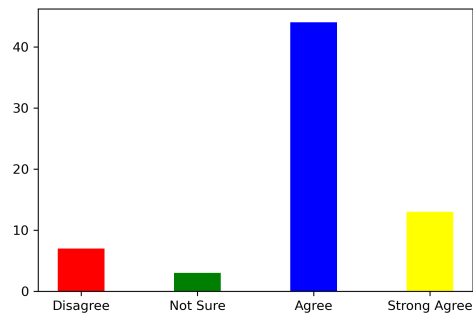
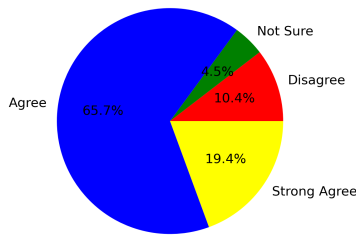
3. Are the subjects you studied relevant to the current industry need?

Strongly Agree [4] =13.43% Agree [3] =68.66% Disagree [2] =10.45% Not sure [1] =7.46%



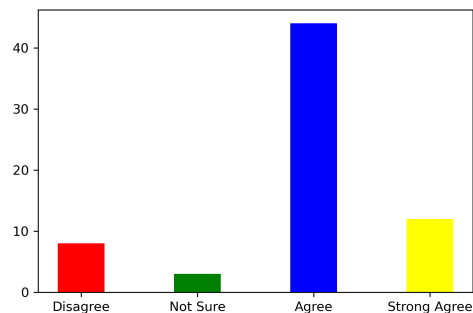
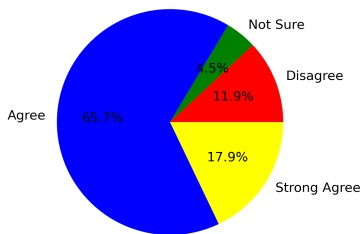
4. Availability and adequacy of modern tools in the laboratories?

Strongly Agree [4] =19.4% Agree [3] =65.67% Disagree [2] =10.45% Not sure [1] =4.48%



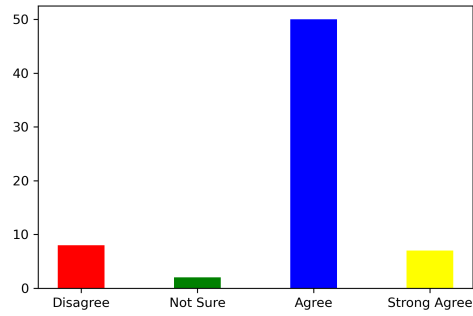
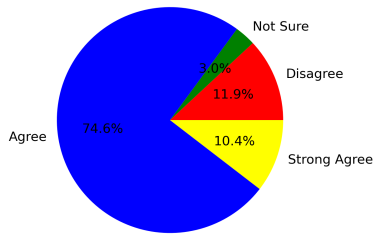
5. Are the experiments/practical prescribed in the subjects/courses helpful for your future?

Strongly Agree [4] =17.91% Agree [3] =65.67% Disagree [2] =11.94% Not sure [1] =4.48%



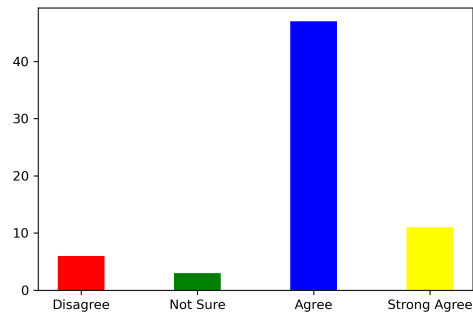
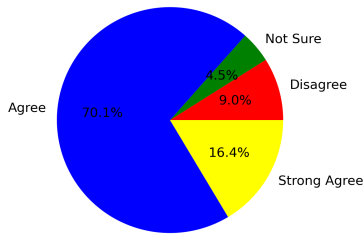
6. How is the mentorship and counselling process in the department?

Strongly Agree [4] =10.45% Agree [3] =74.63% Disagree [2] =11.94% Not sure [1] =2.99%



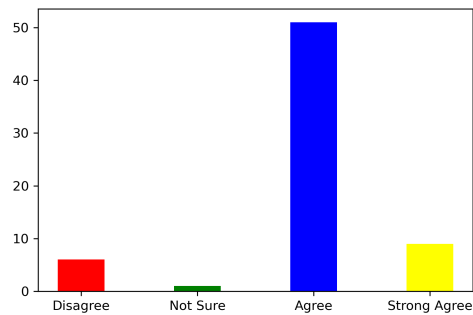
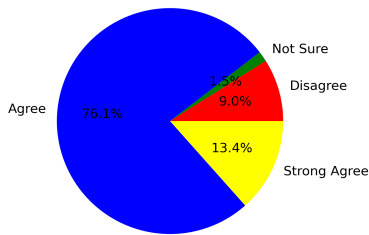
7. How is the overall learning environment?

Strongly Agree [4] =16.42% Agree [3] =70.15% Disagree [2] =8.96% Not sure [1] =4.48%



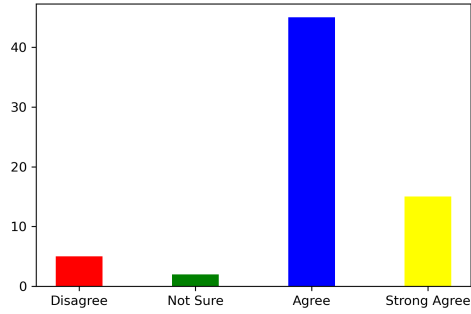
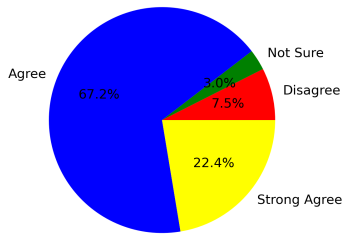
8. Did you improve your communication skill?

Strongly Agree [4] =13.43% Agree [3] =76.12% Disagree [2] =8.96% Not sure [1] =1.49%



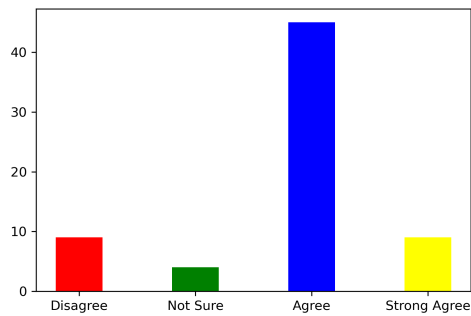
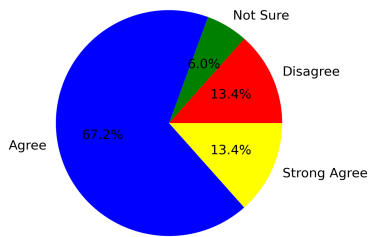
9. Are the teachers able to demonstrate the required knowledge and skills?

Strongly Agree [4] =22.39% Agree [3] =67.16% Disagree [2] =7.46% Not sure [1] =2.99%



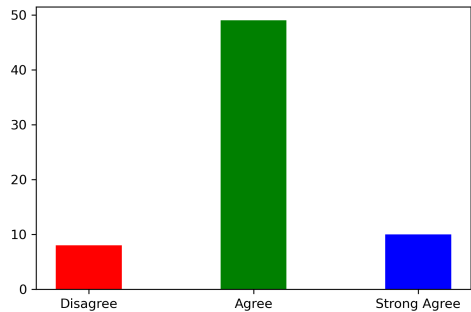
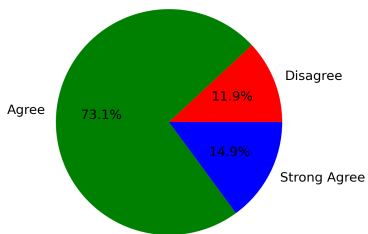
10. Is the pedagogy used by the teachers effective and interesting?

Strongly Agree [4] =13.43% Agree [3] =67.16% Disagree [2] =13.43% Not sure [1] =5.97%



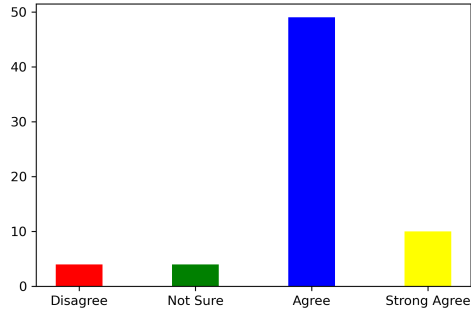
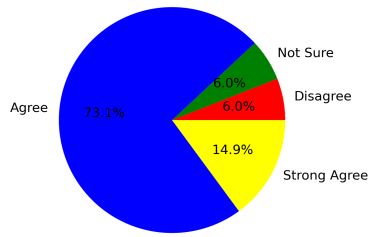
11. Are the opportunities provided for cocurricular and extracurricular activities?

Strongly Agree [4] =14.93% Agree [3] =73.13% Disagree [2] =11.94% Not sure [1] =0



12. Are events (workshop/seminar/webinar etc.) conducted for the holistic development of the students and to bridge industry-academia gap?

Strongly Agree [4] =14.93% Agree [3] =73.13% Disagree [2] =5.97% Not sure [1] =5.97%



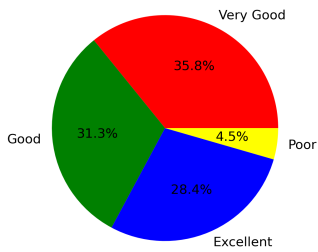
Summary

Strongly Agree: 15.67%
 Agree: 70.27%
 Disagree: 9.83%
 Not Sure: 4.23%

Feedback on Facilities

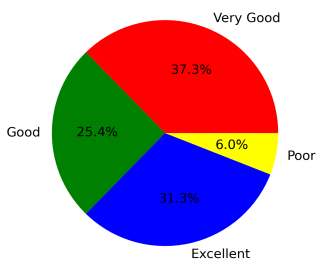
1. Laboratory facility

Excellent [4] =28.36% Very Good [3] =35.82% Good [2] =31.34% Poor [1] =4.48%



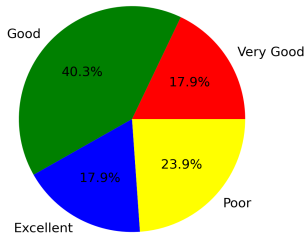
2. Library facility

Excellent [4] =31.34% Very Good [3] =37.31% Good [2] =25.37% Poor [1] =5.97%



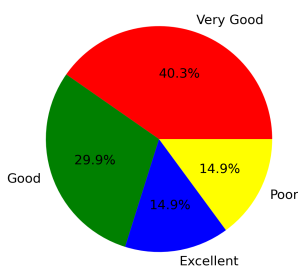
3. Hostel facility (if applicable)

Excellent [4] =17.91% Very Good [3] =17.91% Good [2] =40.3% Poor [1] =23.88%



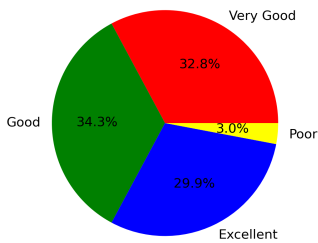
4. Sports facility

Excellent [4] =14.93% Very Good [3] =40.3% Good [2] =29.85% Poor [1] =14.93%



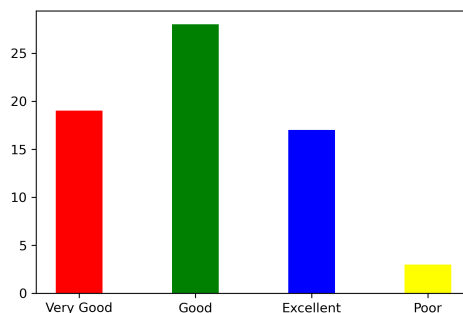
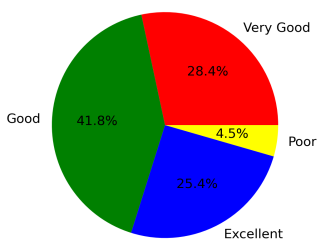
5. Water facility

Excellent [4] =29.85% Very Good [3] =32.84% Good [2] =34.33% Poor [1] =2.99%



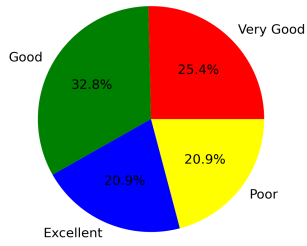
6. Cleanliness and Hygiene

Excellent [4] =25.37% Very Good [3] =28.36% Good [2] =41.79% Poor [1] =4.48%



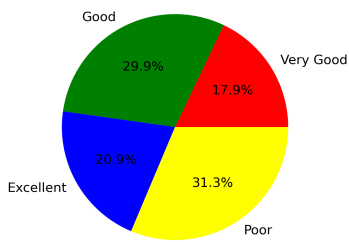
7. Canteen facility

Excellent [4] =20.9% Very Good [3] =25.37% Good [2] =32.84% Poor [1] =20.9%



8. Internet facility

Excellent [4] =20.9% Very Good [3] =17.91% Good [2] =29.85% Poor [1] =31.34%



Summary

Excellent: 23.69%
Very Good: 29.48%
Good: 33.21%
Poor: 13.62%

This is a computer generated statement and does not require a signature.