



Semester End Feedback

Academic Year: 2021-22

ELECTRONICS & COMMUNICATION ENGINEERING

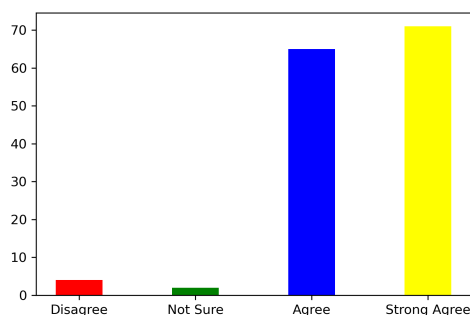
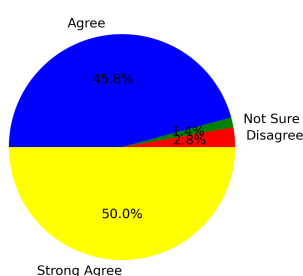
(First Year)

Feedback on Academics

Total No. of Students participated in the survey: 142

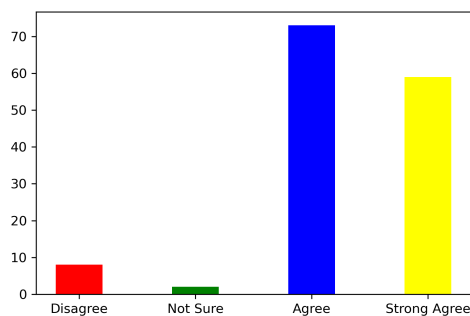
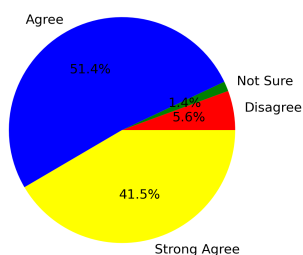
1. Did you acquire any new technical or scientific knowledge?

Strongly Agree [4] =50.0% Agree [3] =45.77% Disagree [2] =2.82% Not sure [1] =1.41%



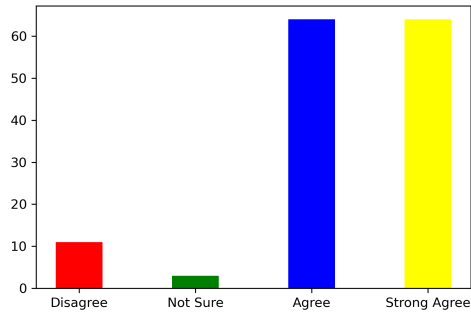
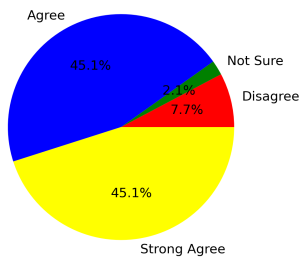
2. Are you able to apply the knowledge and skills you gained in real life problem solving?

Strongly Agree [4] =41.55% Agree [3] =51.41% Disagree [2] =5.63% Not sure [1] =1.41%



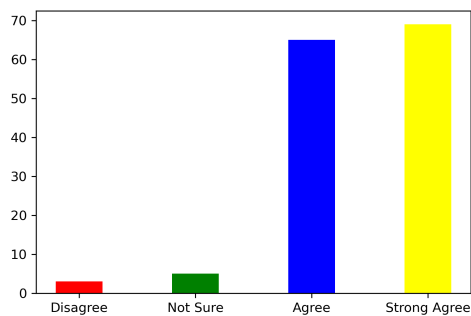
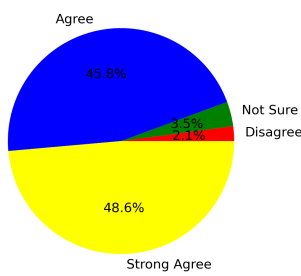
3. Are the subjects you studied relevant to the current industry need?

Strongly Agree [4] =45.07% Agree [3] =45.07% Disagree [2] =7.75% Not sure [1] =2.11%



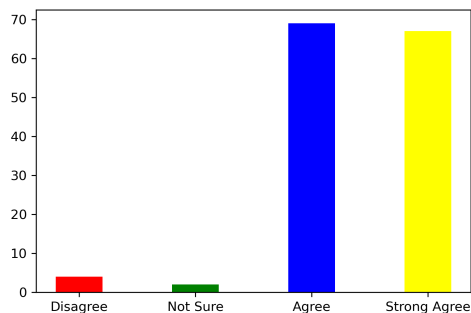
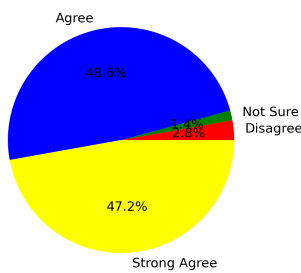
4. Availability and adequacy of modern tools in the laboratories?

Strongly Agree [4] =48.59% Agree [3] =45.77% Disagree [2] =2.11% Not sure [1] =3.52%



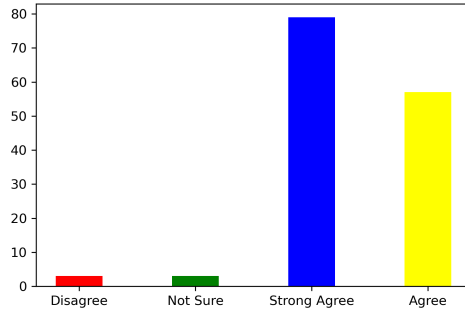
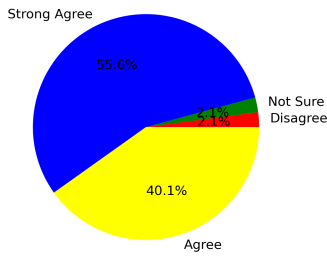
5. Are the experiments/practical prescribed in the subjects/courses helpful for your future?

Strongly Agree [4] =47.18% Agree [3] =48.59% Disagree [2] =2.82% Not sure [1] =1.41%



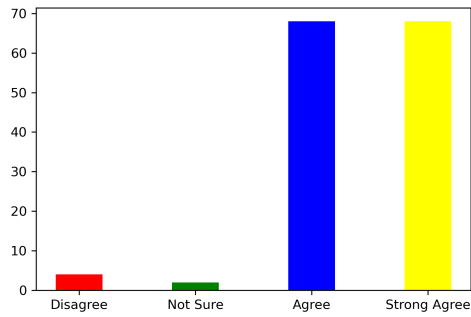
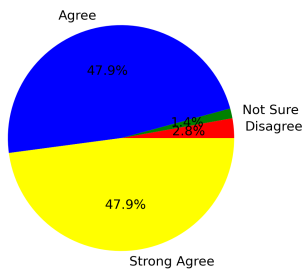
6. How is the mentorship and counselling process in the department?

Strongly Agree [4] =55.63% Agree [3] =40.14% Disagree [2] =2.11% Not sure [1] =2.11%



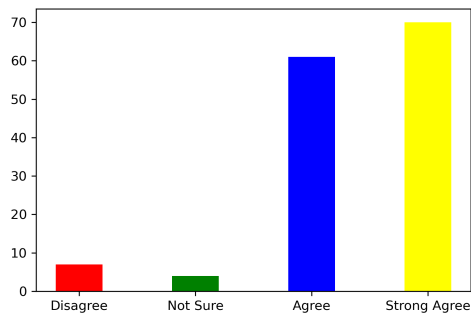
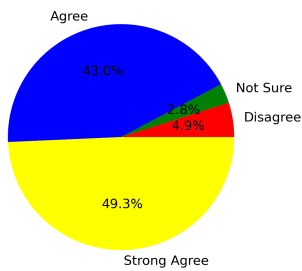
7. How is the overall learning environment?

Strongly Agree [4] =47.89% Agree [3] =47.89% Disagree [2] =2.82% Not sure [1] =1.41%



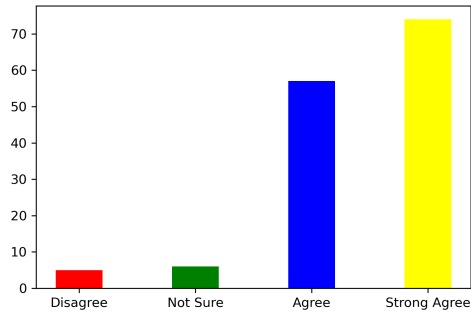
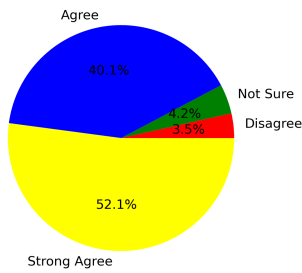
8. Did you improve your communication skill?

Strongly Agree [4] =49.3% Agree [3] =42.96% Disagree [2] =4.93% Not sure [1] =2.82%



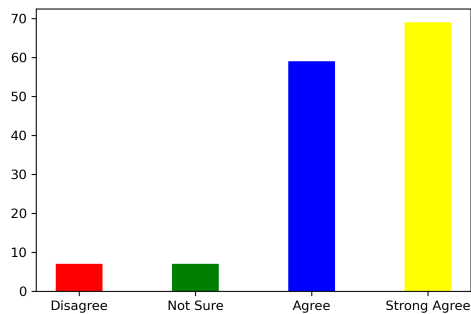
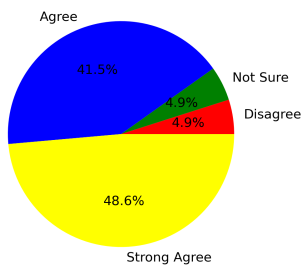
9. Are the teachers able to demonstrate the required knowledge and skills?

Strongly Agree [4] =52.11% Agree [3] =40.14% Disagree [2] =3.52% Not sure [1] =4.23%



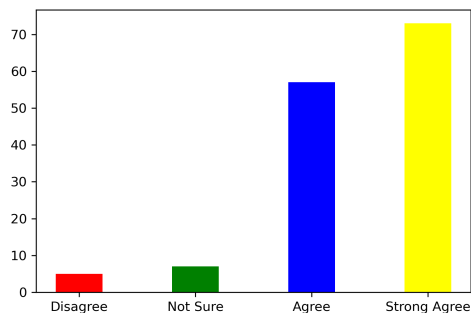
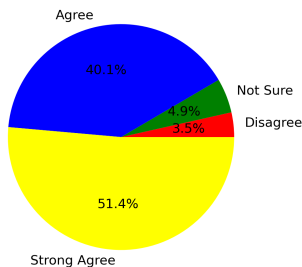
10. Is the pedagogy used by the teachers effective and interesting?

Strongly Agree [4] =48.59% Agree [3] =41.55% Disagree [2] =4.93% Not sure [1] =4.93%



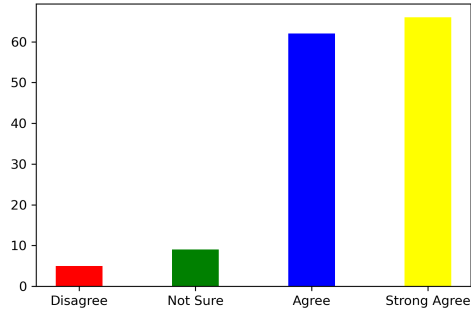
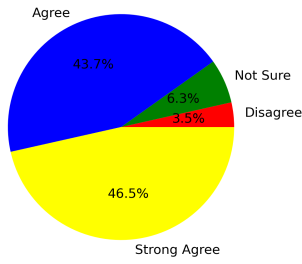
11. Are the opportunities provided for cocurricular and extracurricular activities?

Strongly Agree [4] =51.41% Agree [3] =40.14% Disagree [2] =3.52% Not sure [1] =4.93%



12. Are events (workshop/seminar/webinar etc.) conducted for the holistic development of the students and to bridge industry-academia gap?

Strongly Agree [4] =46.48% Agree [3] =43.66% Disagree [2] =3.52% Not sure [1] =6.34%



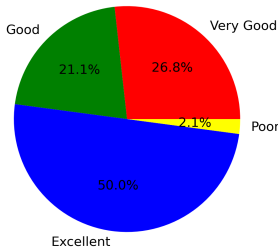
Summary

Strongly Agree: 48.65%
 Agree: 44.42%
 Disagree: 3.87%
 Not Sure: 3.05%

Feedback on Facilities

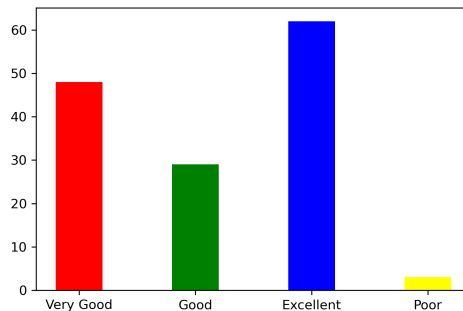
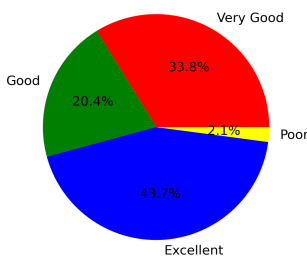
1. Laboratory facility

Excellent [4] =50.0% Very Good [3] =26.76% Good [2] =21.13% Poor [1] =2.11%



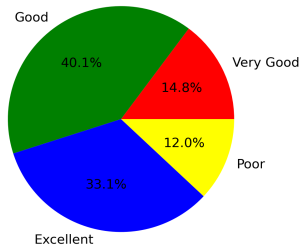
2. Library facility

Excellent [4] =43.66% Very Good [3] =33.8% Good [2] =20.42% Poor [1] =2.11%



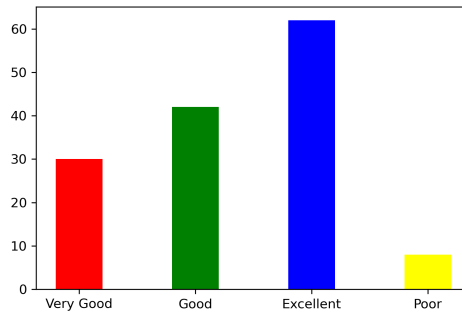
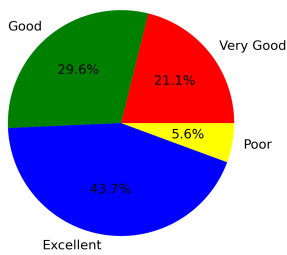
3. Hostel facility (if applicable)

Excellent [4] =33.1% Very Good [3] =14.79% Good [2] =40.14% Poor [1] =11.97%



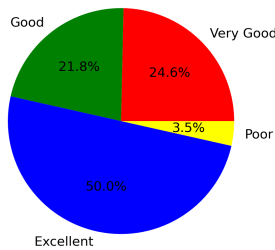
4. Sports facility

Excellent [4] =43.66% Very Good [3] =21.13% Good [2] =29.58% Poor [1] =5.63%



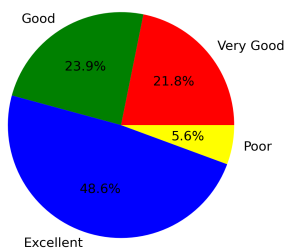
5. Water facility

Excellent [4] =50.0% Very Good [3] =24.65% Good [2] =21.83% Poor [1] =3.52%



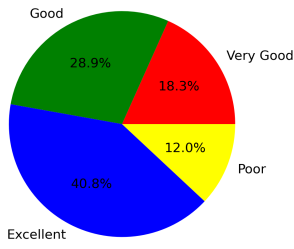
6. Cleanliness and Hygiene

Excellent [4] =48.59% Very Good [3] =21.83% Good [2] =23.94% Poor [1] =5.63%



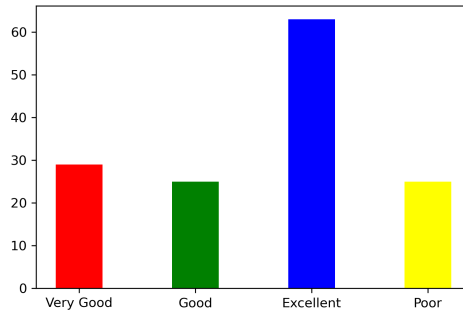
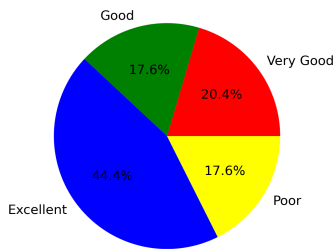
7. Canteen facility

Excellent [4] =40.85% Very Good [3] =18.31% Good [2] =28.87% Poor [1] =11.97%



8. Internet facility

Excellent [4] =44.37% Very Good [3] =20.42% Good [2] =17.61% Poor [1] =17.61%



Summary

Excellent: 44.28%
Very Good: 22.71%
Good: 25.44%
Poor: 7.57%

This is a computer generated statement and does not require a signature.