



## Semester End Feedback

Academic Year: 2021-22

### COMPUTER SCIENCE ENGINEERING

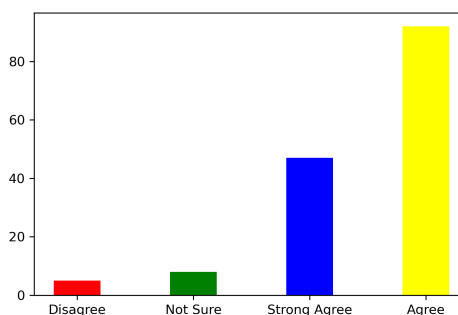
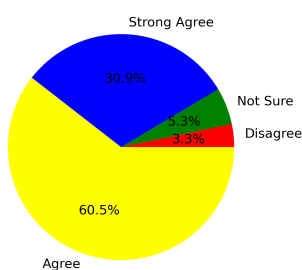
(First Year)

### Feedback on Academics

Total No. of Students participated in the survey: 152

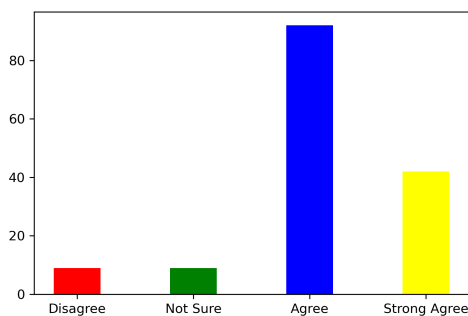
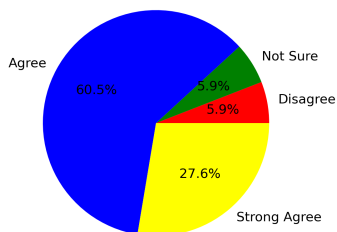
#### 1. Did you acquire any new technical or scientific knowledge?

Strongly Agree [4] =30.92% Agree [3] =60.53% Disagree [2] =3.29% Not sure [1] =5.26%



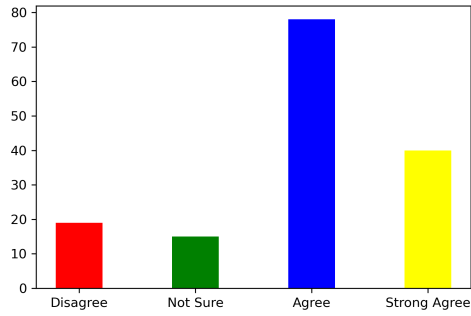
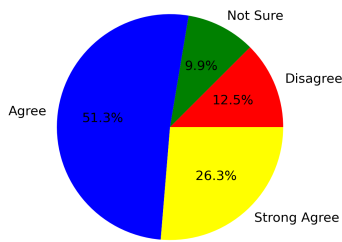
#### 2. Are you able to apply the knowledge and skills you gained in real life problem solving?

Strongly Agree [4] =27.63% Agree [3] =60.53% Disagree [2] =5.92% Not sure [1] =5.92%



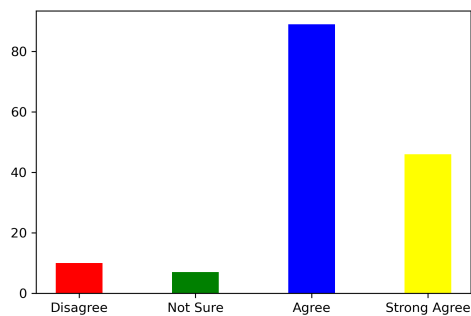
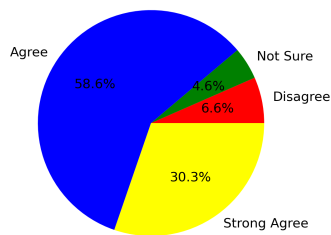
#### 3. Are the subjects you studied relevant to the current industry need?

Strongly Agree [4] =26.32% Agree [3] =51.32% Disagree [2] =12.5% Not sure [1] =9.87%



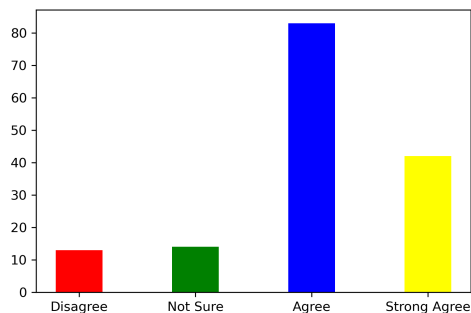
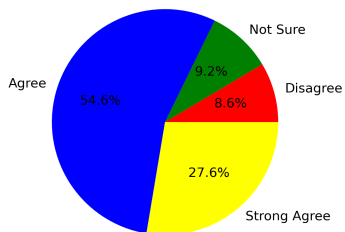
#### 4. Availability and adequacy of modern tools in the laboratories?

Strongly Agree [4] =30.26% Agree [3] =58.55% Disagree [2] =6.58% Not sure [1] =4.61%



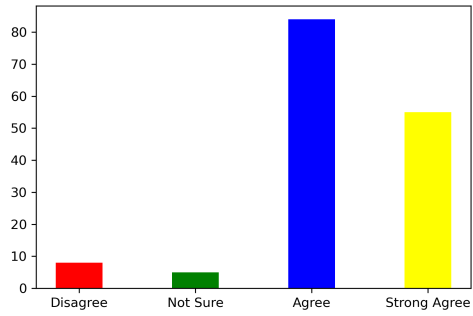
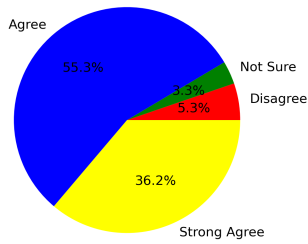
#### 5. Are the experiments/practical prescribed in the subjects/courses helpful for your future?

Strongly Agree [4] =27.63% Agree [3] =54.61% Disagree [2] =8.55% Not sure [1] =9.21%



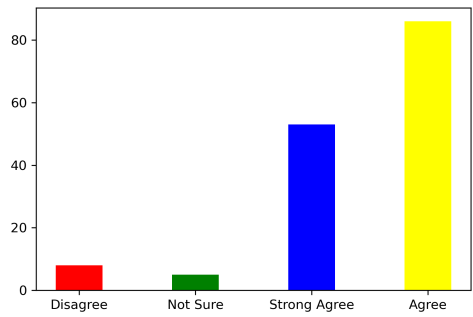
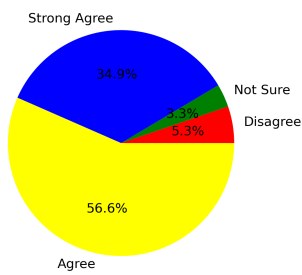
#### 6. How is the mentorship and counselling process in the department?

Strongly Agree [4] =36.18% Agree [3] =55.26% Disagree [2] =5.26% Not sure [1] =3.29%



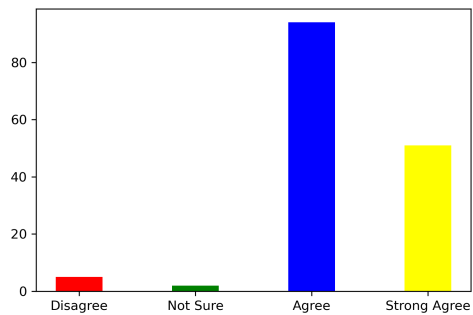
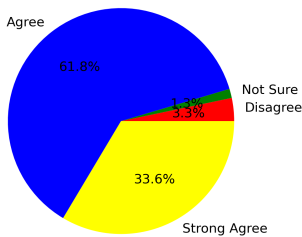
**7. How is the overall learning environment?**

Strongly Agree [4] =34.87% Agree [3] =56.58% Disagree [2] =5.26% Not sure [1] =3.29%



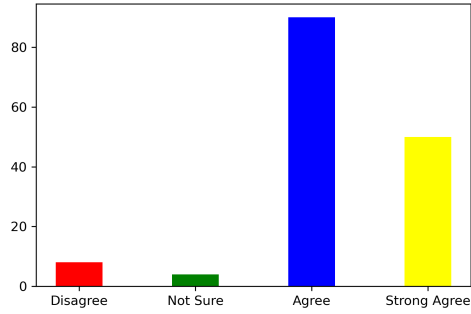
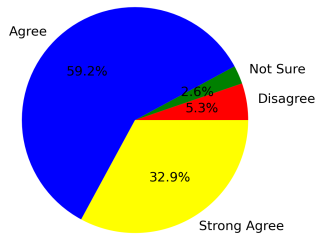
**8. Did you improve your communication skill?**

Strongly Agree [4] =33.55% Agree [3] =61.84% Disagree [2] =3.29% Not sure [1] =1.32%



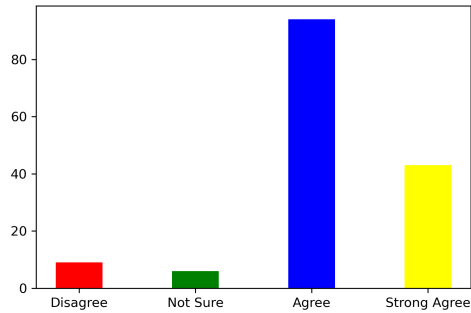
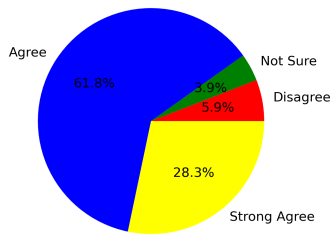
**9. Are the teachers able to demonstrate the required knowledge and skills?**

Strongly Agree [4] =32.89% Agree [3] =59.21% Disagree [2] =5.26% Not sure [1] =2.63%



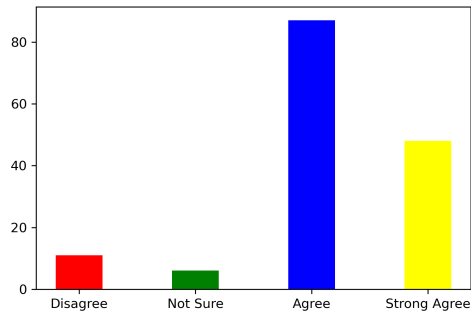
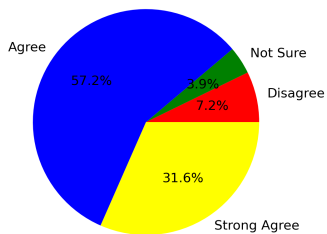
**10. Is the pedagogy used by the teachers effective and interesting?**

Strongly Agree [4] =28.29% Agree [3] =61.84% Disagree [2] =5.92% Not sure [1] =3.95%



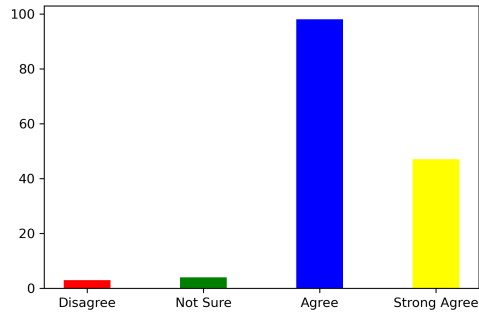
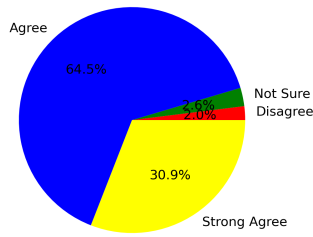
**11. Are the opportunities provided for cocurricular and extracurricular activities?**

Strongly Agree [4] =31.58% Agree [3] =57.24% Disagree [2] =7.24% Not sure [1] =3.95%



**12. Are events (workshop/seminar/webinar etc.) conducted for the holistic development of the students and to bridge industry-academia gap?**

Strongly Agree [4] =30.92% Agree [3] =64.47% Disagree [2] =1.97% Not sure [1] =2.63%



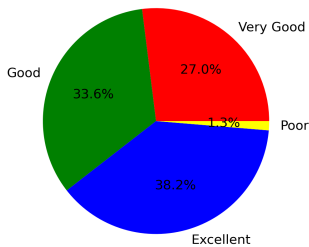
## Summary

Strongly Agree: 30.92%  
 Agree: 58.5%  
 Disagree: 5.92%  
 Not Sure: 4.66%

## Feedback on Facilities

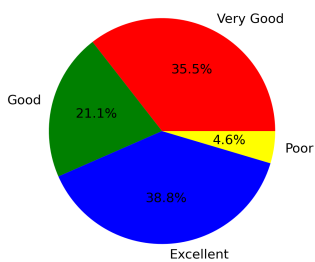
### 1. Laboratory facility

Excellent [4] =38.16% Very Good [3] =26.97% Good [2] =33.55% Poor [1] =1.32%



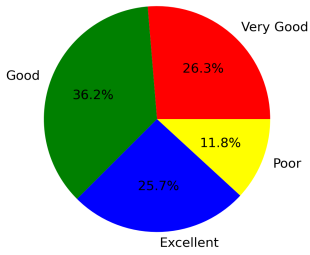
### 2. Library facility

Excellent [4] =38.82% Very Good [3] =35.53% Good [2] =21.05% Poor [1] =4.61%



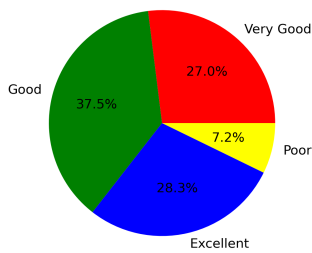
### 3. Hostel facility (if applicable)

Excellent [4] =25.66% Very Good [3] =26.32% Good [2] =36.18% Poor [1] =11.84%



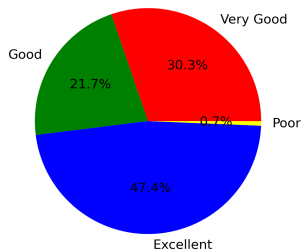
#### 4. Sports facility

Excellent [4] =28.29% Very Good [3] =26.97% Good [2] =37.5% Poor [1] =7.24%



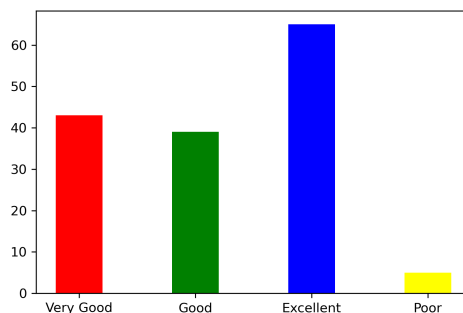
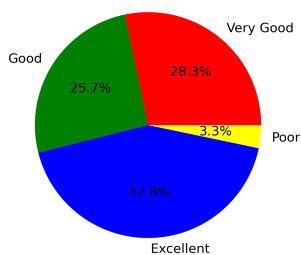
#### 5. Water facility

Excellent [4] =47.37% Very Good [3] =30.26% Good [2] =21.71% Poor [1] =0.66%



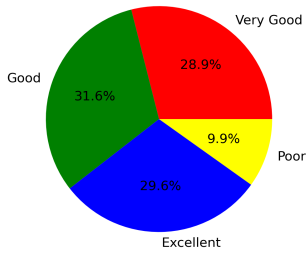
#### 6. Cleanliness and Hygiene

Excellent [4] =42.76% Very Good [3] =28.29% Good [2] =25.66% Poor [1] =3.29%



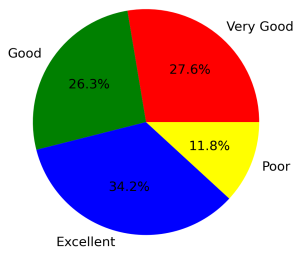
#### 7. Canteen facility

Excellent [4] =29.61% Very Good [3] =28.95% Good [2] =31.58% Poor [1] =9.87%



### 8. Internet facility

Excellent [4] =34.21% Very Good [3] =27.63% Good [2] =26.32% Poor [1] =11.84%



---

### Summary

Excellent: 35.61%  
Very Good: 28.87%  
Good: 29.19%  
Poor: 6.33%

---

**This is a computer generated statement and does not require a signature.**