



## Semester End Feedback

Academic Year: 2021-22

### COMPUTER SCIENCE & DESIGN


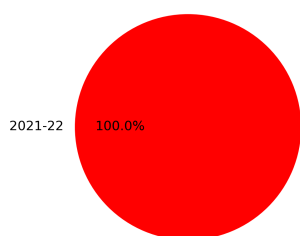
(First Year)

## Feedback on Academics

Total No. of Students participated in the survey: 63

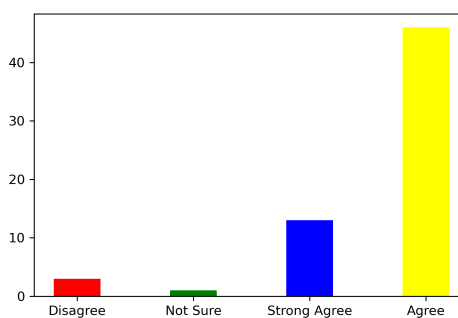
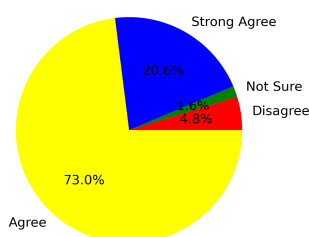
### 1. Academic Year

Strongly Agree [4] =0 Agree [3] =0 Disagree [2] =0 Not sure [1] =0



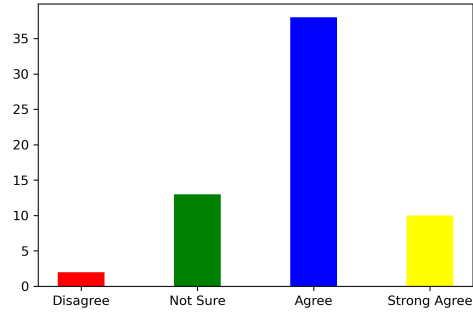
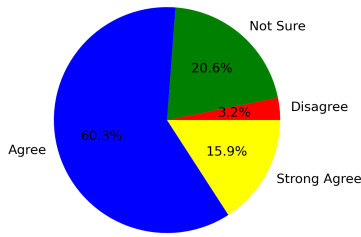
### 2. Did you acquire any new technical or scientific knowledge?

Strongly Agree [4] =20.63% Agree [3] =73.02% Disagree [2] =4.76% Not sure [1] =1.59%



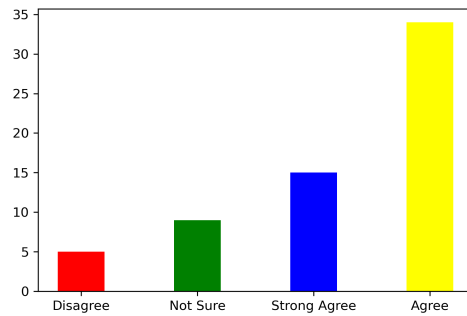
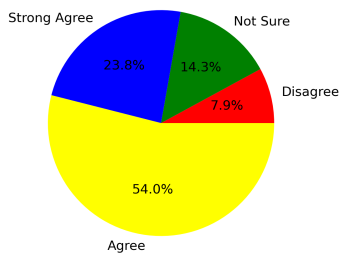
### 3. Are you able to apply the knowledge and skills you gained in real life problem solving?

Strongly Agree [4] =15.87% Agree [3] =60.32% Disagree [2] =3.17% Not sure [1] =20.63%



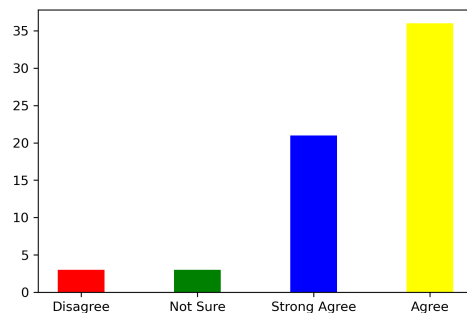
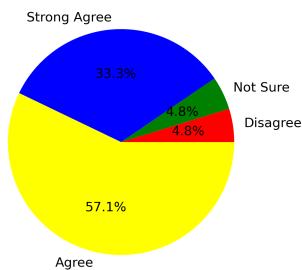
**4. Are the subjects you studied relevant to the current industry need?**

Strongly Agree [4] =23.81% Agree [3] =53.97% Disagree [2] =7.94% Not sure [1] =14.29%



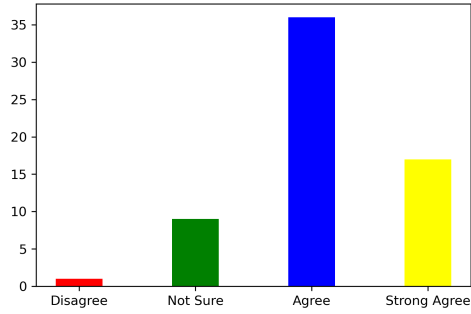
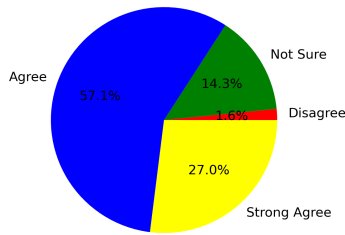
**5. Availability and adequacy of modern tools in the laboratories?**

Strongly Agree [4] =33.33% Agree [3] =57.14% Disagree [2] =4.76% Not sure [1] =4.76%



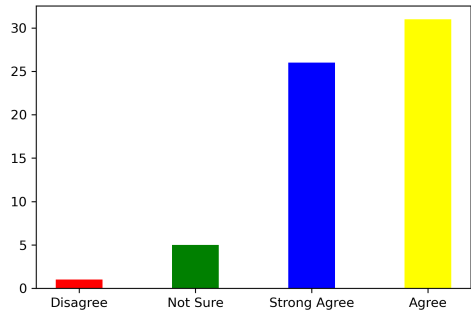
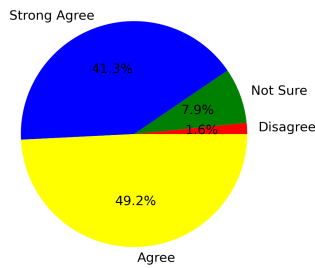
**6. Are the experiments/practical prescribed in the subjects/courses helpful for your future?**

Strongly Agree [4] =26.98% Agree [3] =57.14% Disagree [2] =1.59% Not sure [1] =14.29%



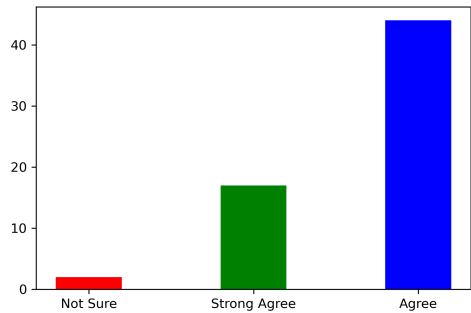
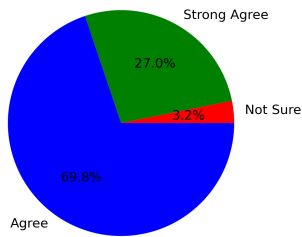
**7. How is the mentorship and counselling process in the department?**

Strongly Agree [4] =41.27% Agree [3] =49.21% Disagree [2] =1.59% Not sure [1] =7.94%



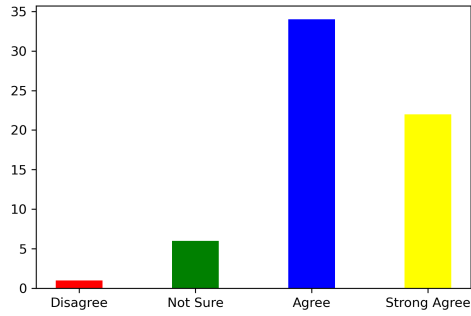
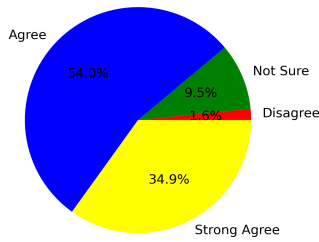
**8. How is the overall learning environment?**

Strongly Agree [4] =26.98% Agree [3] =69.84% Disagree [2] =0 Not sure [1] =3.17%



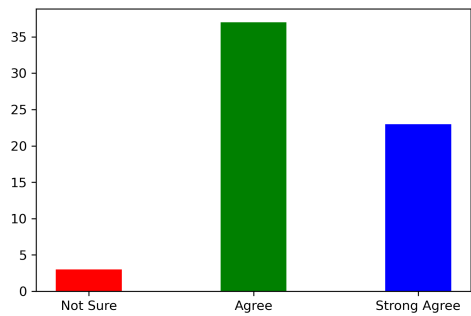
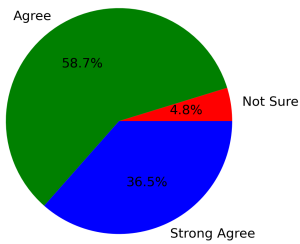
**9. Did you improve your communication skill?**

Strongly Agree [4] =34.92% Agree [3] =53.97% Disagree [2] =1.59% Not sure [1] =9.52%



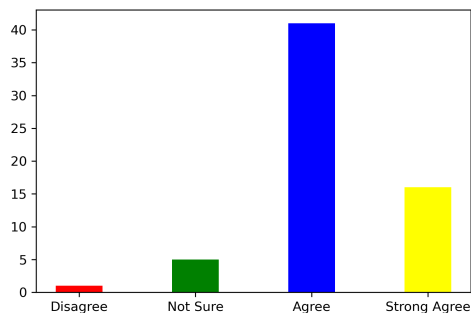
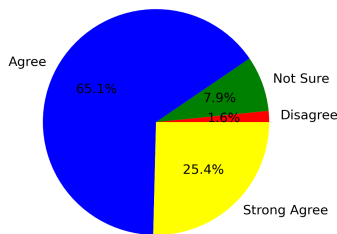
**10. Are the teachers able to demonstrate the required knowledge and skills?**

Strongly Agree [4] =36.51% Agree [3] =58.73% Disagree [2] =0 Not sure [1] =4.76%



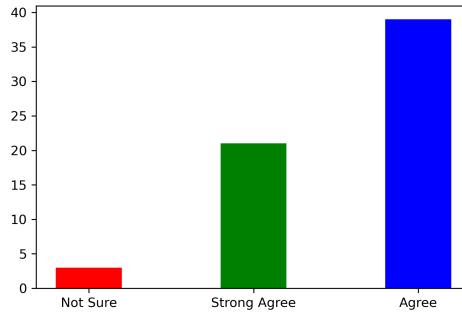
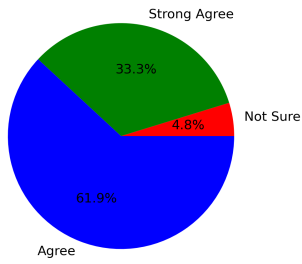
**11. Is the pedagogy used by the teachers effective and interesting?**

Strongly Agree [4] =25.4% Agree [3] =65.08% Disagree [2] =1.59% Not sure [1] =7.94%



**12. Are the opportunities provided for cocurricular and extracurricular activities?**

Strongly Agree [4] =33.33% Agree [3] =61.9% Disagree [2] =0 Not sure [1] =4.76%



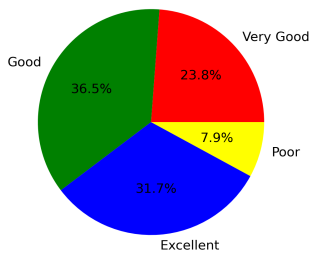
## Summary

Strongly Agree: 29.0%  
 Agree: 60.03%  
 Disagree: 2.45%  
 Not Sure: 8.51%

## Feedback on Facilities

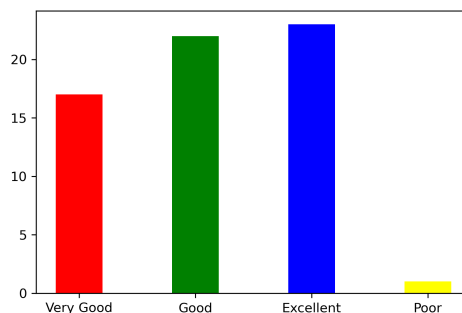
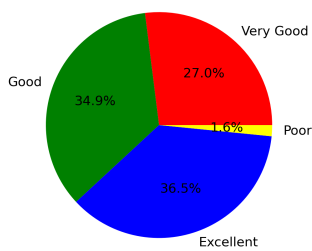
### 1. Class room facility

Excellent [4] =31.75% Very Good [3] =23.81% Good [2] =36.51% Poor [1] =7.94%



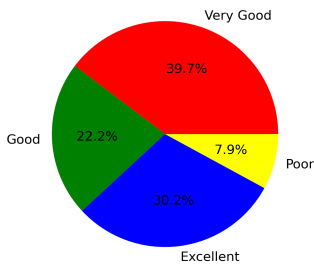
### 2. Laboratory facility

Excellent [4] =36.51% Very Good [3] =26.98% Good [2] =34.92% Poor [1] =1.59%



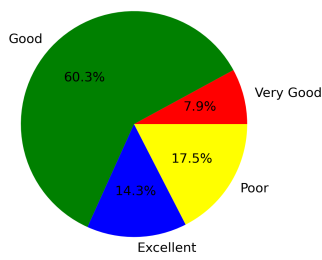
### 3. Library facility

Excellent [4] =30.16% Very Good [3] =39.68% Good [2] =22.22% Poor [1] =7.94%



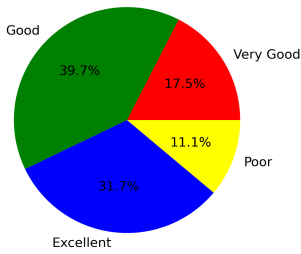
#### 4. Hostel facility (if applicable)

Excellent [4] =14.29% Very Good [3] =7.94% Good [2] =60.32% Poor [1] =17.46%



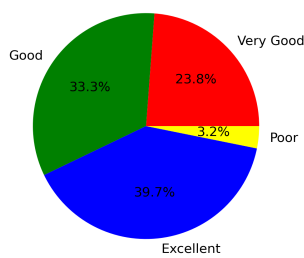
#### 5. Sports facility

Excellent [4] =31.75% Very Good [3] =17.46% Good [2] =39.68% Poor [1] =11.11%



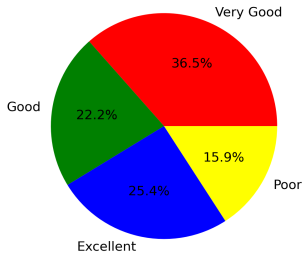
#### 6. Water facility

Excellent [4] =39.68% Very Good [3] =23.81% Good [2] =33.33% Poor [1] =3.17%



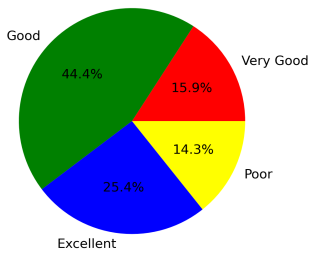
#### 7. Cleanliness and Hygiene

Excellent [4] =25.4% Very Good [3] =36.51% Good [2] =22.22% Poor [1] =15.87%



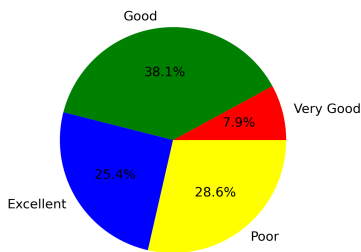
### 8. Canteen facility

Excellent [4] =25.4% Very Good [3] =15.87% Good [2] =44.44% Poor [1] =14.29%



### 9. Internet facility

Excellent [4] =25.4% Very Good [3] =7.94% Good [2] =38.1% Poor [1] =28.57%



---

## Summary

Excellent: 28.92%  
Very Good: 22.22%  
Good: 36.86%  
Poor: 11.99%

---

**This is a computer generated statement and does not require a signature.**