



Semester End Feedback

Academic Year: 2021-22

ARTIFICIAL INTELLIGENCE & MACHINE LEARNING

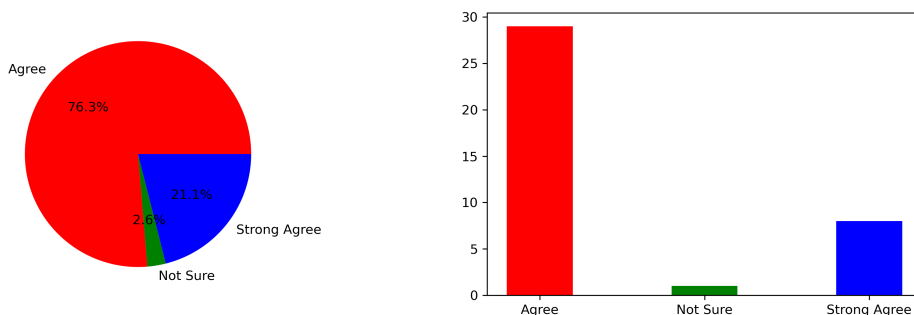
(First Year)

Feedback on Academics

Total No. of Students participated in the survey: 38

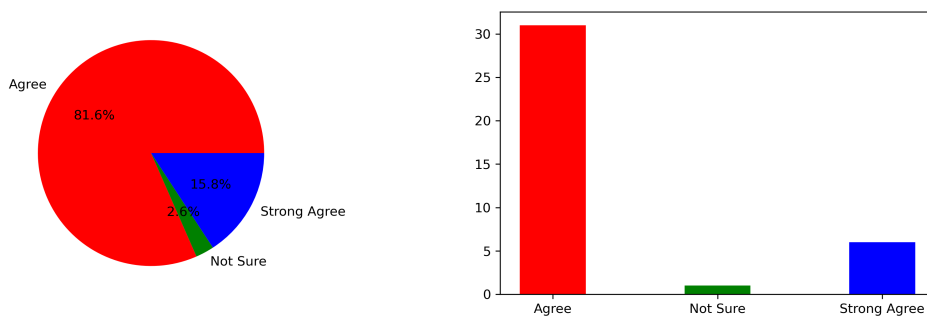
1. Did you acquire any new technical or scientific knowledge?

Strongly Agree [4] =21.05% Agree [3] =76.32% Disagree [2] =0 Not sure [1] =2.63%



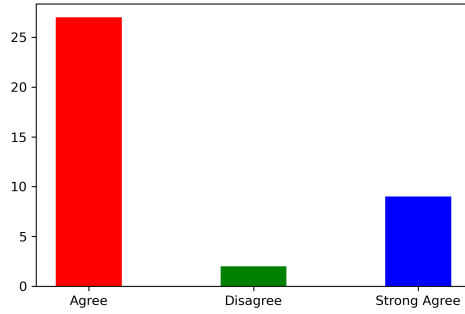
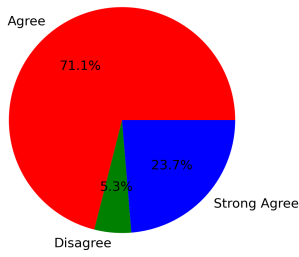
2. Are you able to apply the knowledge and skills you gained in real life problem solving?

Strongly Agree [4] =15.79% Agree [3] =81.58% Disagree [2] =0 Not sure [1] =2.63%



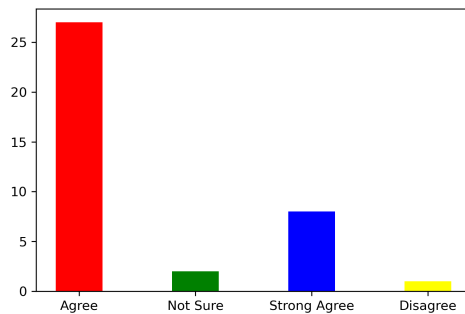
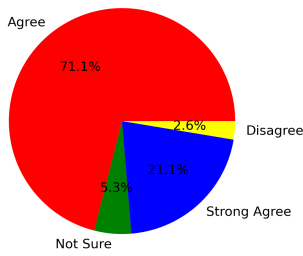
3. Are the subjects you studied relevant to the current industry need?

Strongly Agree [4] =23.68% Agree [3] =71.05% Disagree [2] =5.26% Not sure [1] =0



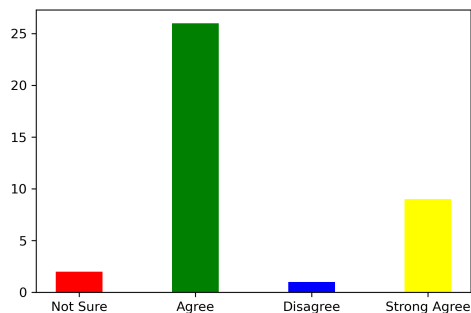
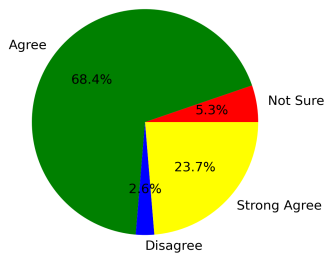
4. Availability and adequacy of modern tools in the laboratories?

Strongly Agree [4] =21.05% Agree [3] =71.05% Disagree [2] =2.63% Not sure [1] =5.26%



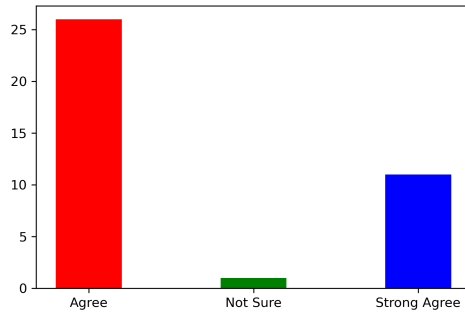
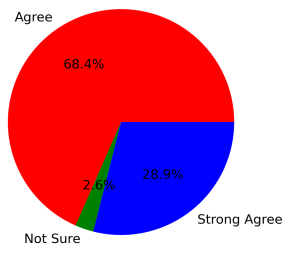
5. Are the experiments/practical prescribed in the subjects/courses helpful for your future?

Strongly Agree [4] =23.68% Agree [3] =68.42% Disagree [2] =2.63% Not sure [1] =5.26%



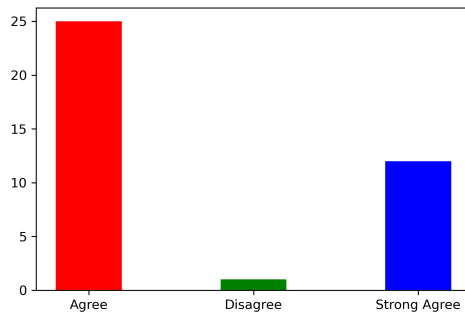
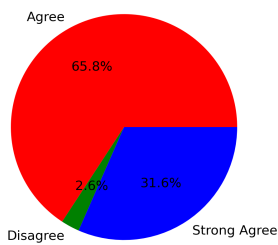
6. How is the mentorship and counselling process in the department?

Strongly Agree [4] =28.95% Agree [3] =68.42% Disagree [2] =0 Not sure [1] =2.63%



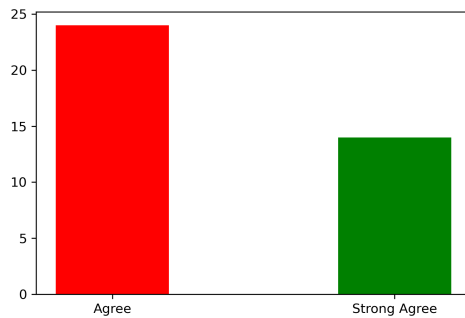
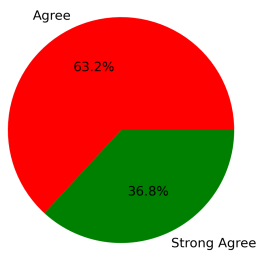
7. How is the overall learning environment?

Strongly Agree [4] =31.58% Agree [3] =65.79% Disagree [2] =2.63% Not sure [1] =0



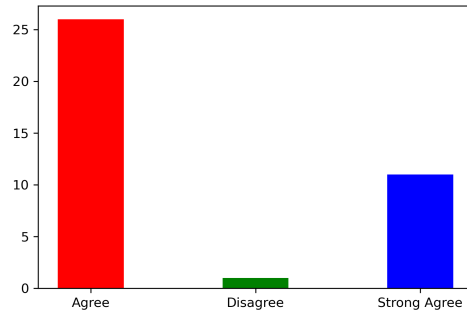
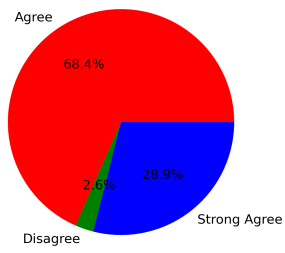
8. Did you improve your communication skill?

Strongly Agree [4] =36.84% Agree [3] =63.16% Disagree [2] =0 Not sure [1] =0



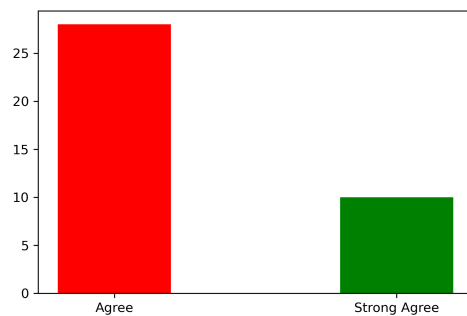
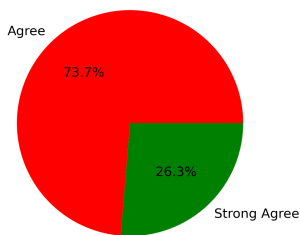
9. Are the teachers able to demonstrate the required knowledge and skills?

Strongly Agree [4] =28.95% Agree [3] =68.42% Disagree [2] =2.63% Not sure [1] =0



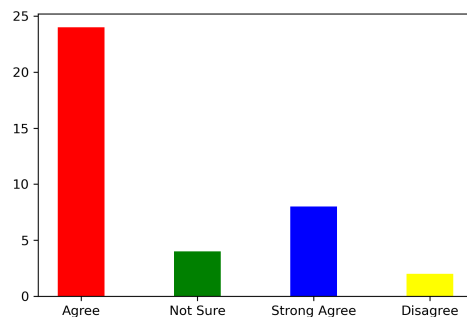
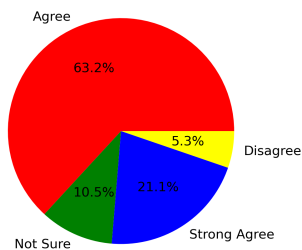
10. Is the pedagogy used by the teachers effective and interesting?

Strongly Agree [4] =26.32% Agree [3] =73.68% Disagree [2] =0 Not sure [1] =0



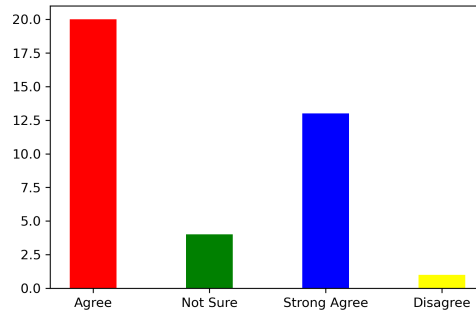
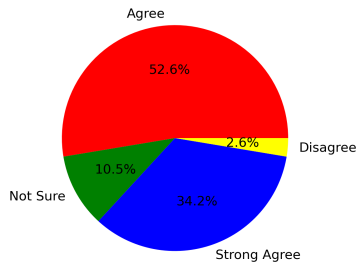
11. Are the opportunities provided for cocurricular and extracurricular activities?

Strongly Agree [4] =21.05% Agree [3] =63.16% Disagree [2] =5.26% Not sure [1] =10.53%



12. Are events (workshop/seminar/webinar etc.) conducted for the holistic development of the students and to bridge industry-academia gap?

Strongly Agree [4] =34.21% Agree [3] =52.63% Disagree [2] =2.63% Not sure [1] =10.53%



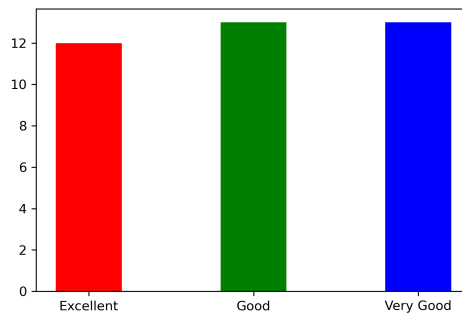
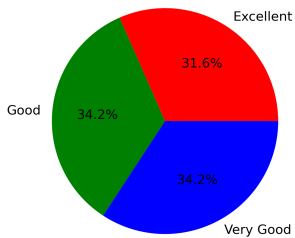
Summary

Strongly Agree: 26.1%
 Agree: 68.64%
 Disagree: 1.97%
 Not Sure: 3.29%

Feedback on Facilities

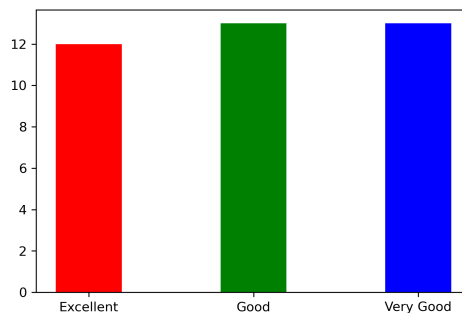
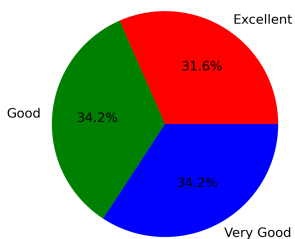
1. Class room facility

Excellent [4] =31.58% Very Good [3] =34.21% Good [2] =34.21% Poor [1] =0



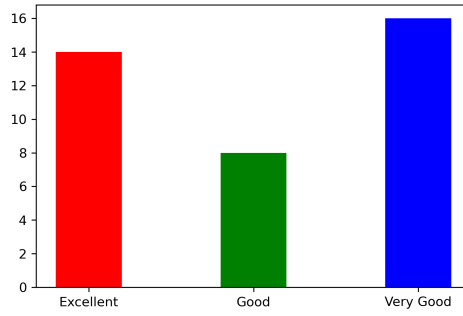
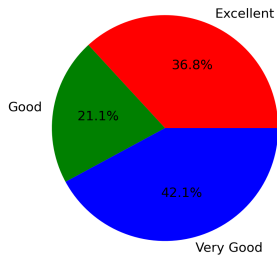
2. Laboratory facility

Excellent [4] =31.58% Very Good [3] =34.21% Good [2] =34.21% Poor [1] =0



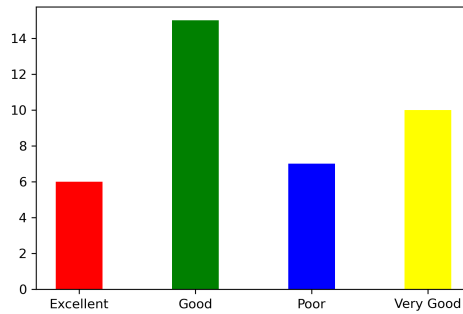
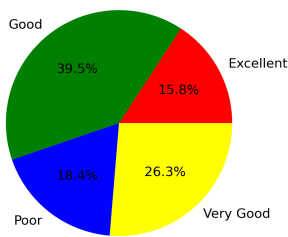
3. Library facility

Excellent [4] =36.84% Very Good [3] =42.11% Good [2] =21.05% Poor [1] =0



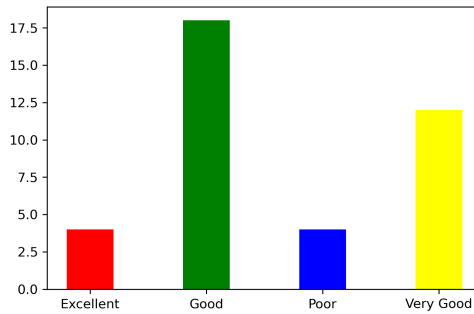
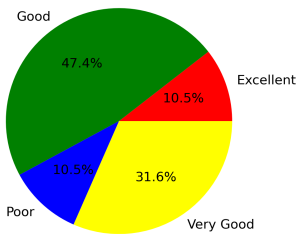
4. Hostel facility (if applicable)

Excellent [4] =15.79% Very Good [3] =26.32% Good [2] =39.47% Poor [1] =18.42%



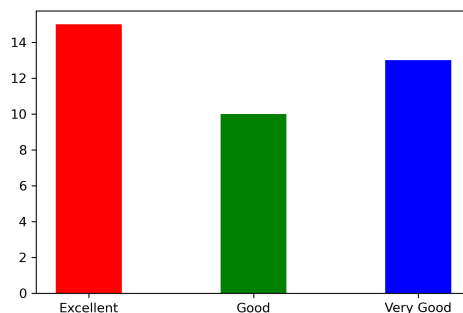
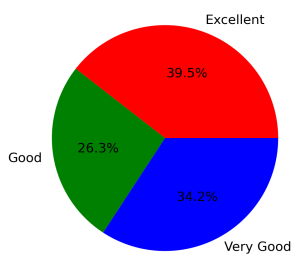
5. Sports facility

Excellent [4] =10.53% Very Good [3] =31.58% Good [2] =47.37% Poor [1] =10.53%



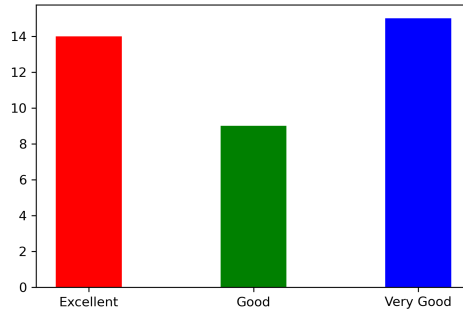
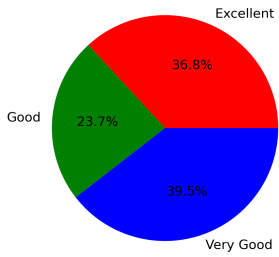
6. Water facility

Excellent [4] =39.47% Very Good [3] =34.21% Good [2] =26.32% Poor [1] =0



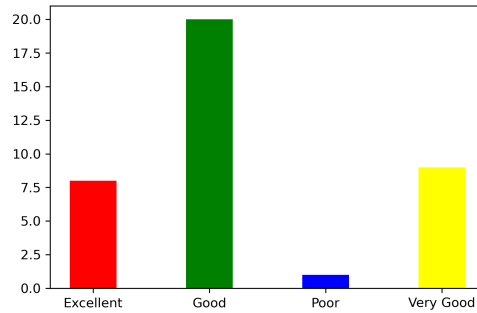
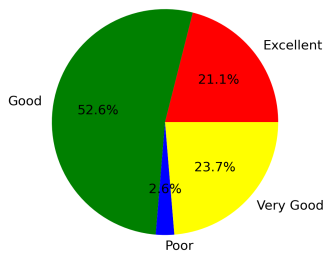
7. Cleanliness and Hygiene

Excellent [4] =36.84% Very Good [3] =39.47% Good [2] =23.68% Poor [1] =0



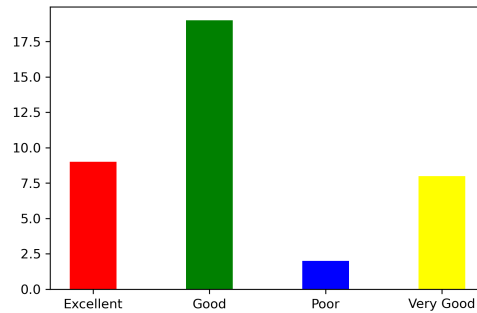
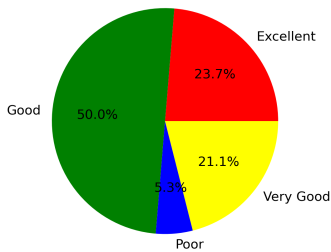
8. Canteen facility

Excellent [4] =21.05% Very Good [3] =23.68% Good [2] =52.63% Poor [1] =2.63%



9. Internet facility

Excellent [4] =23.68% Very Good [3] =21.05% Good [2] =50.0% Poor [1] =5.26%



Summary

Excellent: 27.49%
 Very Good: 31.87%
 Good: 36.55%
 Poor: 4.09%

This is a computer generated statement and does not require a signature.