



Semester End Feedback

Academic Year: 2021-22

MECHANICAL ENGINEERING

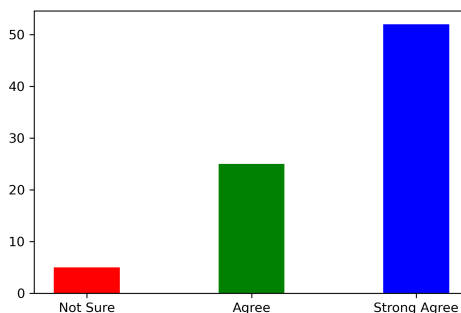
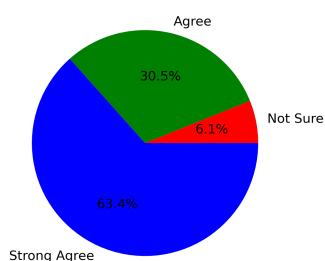
(Final Year)

Feedback on Academics

Total No. of Students participated in the survey: 82

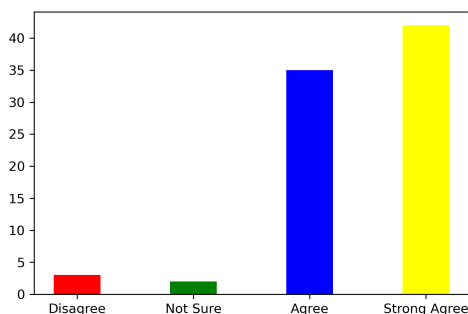
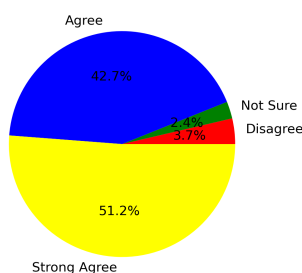
1. Did you acquire any new technical or scientific knowledge?

Strongly Agree [4] =63.41% Agree [3] =30.49% Disagree [2] =0 Not sure [1] =6.1%



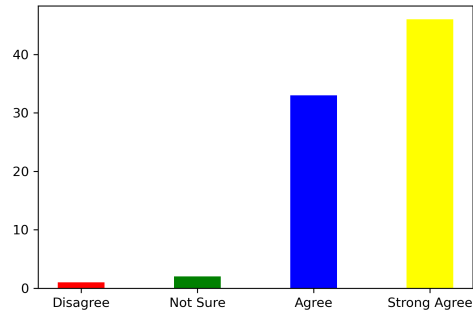
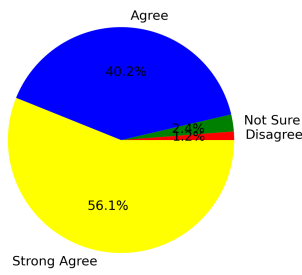
2. Are you able to apply the knowledge and skills you gained in real life problem solving?

Strongly Agree [4] =51.22% Agree [3] =42.68% Disagree [2] =3.66% Not sure [1] =2.44%



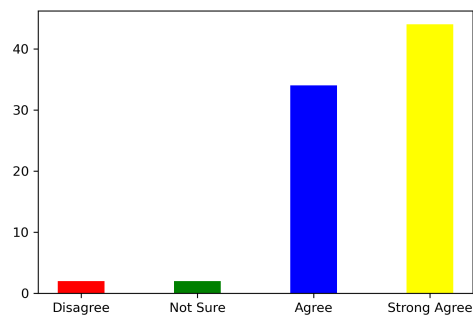
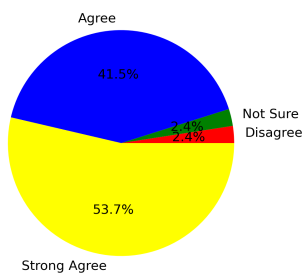
3. Are the subjects you studied relevant to the current industry need?

Strongly Agree [4] =56.1% Agree [3] =40.24% Disagree [2] =1.22% Not sure [1] =2.44%



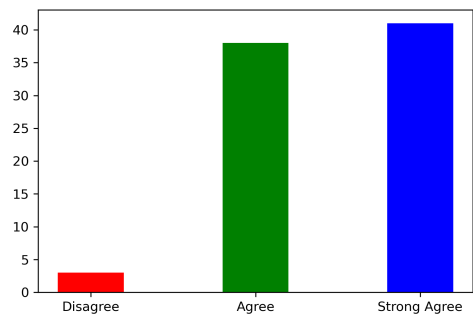
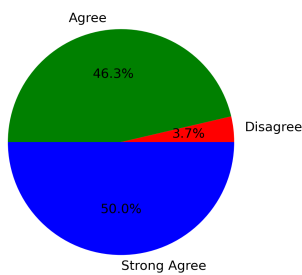
4. Availability and adequacy of modern tools in the laboratories?

Strongly Agree [4] =53.66% Agree [3] =41.46% Disagree [2] =2.44% Not sure [1] =2.44%



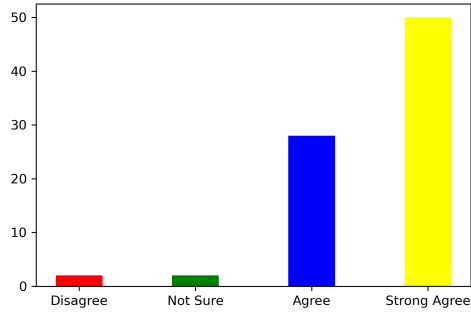
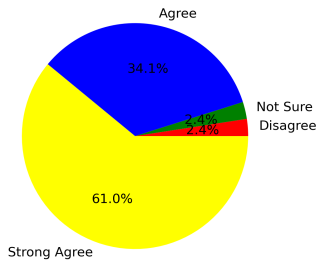
5. Are the experiments/practical prescribed in the subjects/courses helpful for your future?

Strongly Agree [4] =50.0% Agree [3] =46.34% Disagree [2] =3.66% Not sure [1] =0



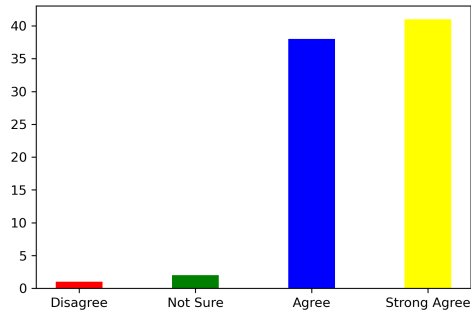
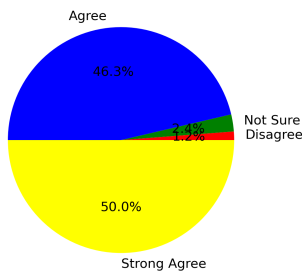
6. How is the mentorship and counselling process in the department?

Strongly Agree [4] =60.98% Agree [3] =34.15% Disagree [2] =2.44% Not sure [1] =2.44%



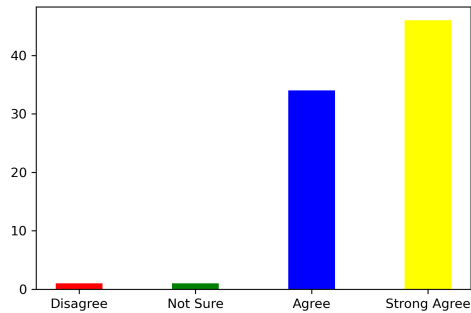
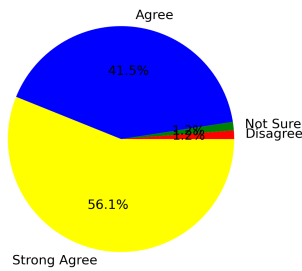
7. How is the overall learning environment?

Strongly Agree [4] =50.0% Agree [3] =46.34% Disagree [2] =1.22% Not sure [1] =2.44%



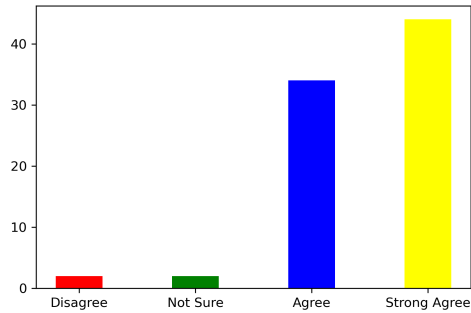
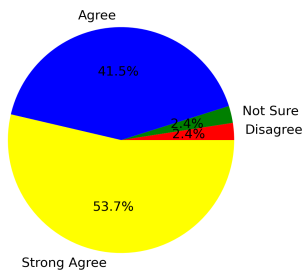
8. Did you improve your communication skill?

Strongly Agree [4] =56.1% Agree [3] =41.46% Disagree [2] =1.22% Not sure [1] =1.22%



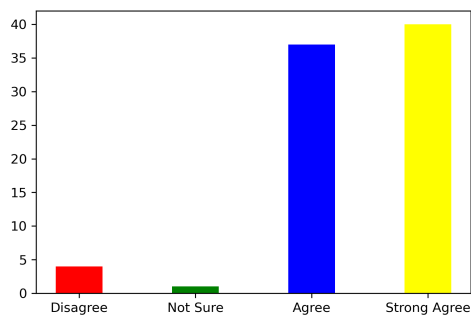
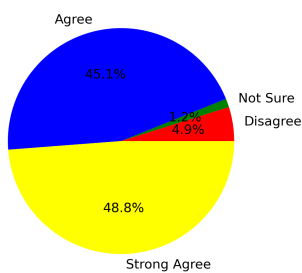
9. Are the teachers able to demonstrate the required knowledge and skills?

Strongly Agree [4] =53.66% Agree [3] =41.46% Disagree [2] =2.44% Not sure [1] =2.44%



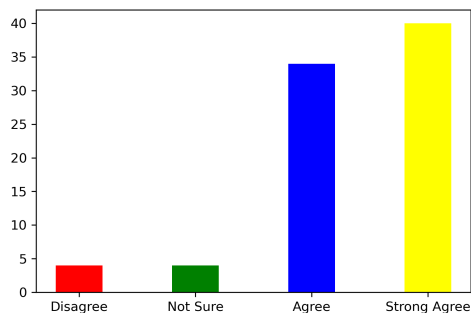
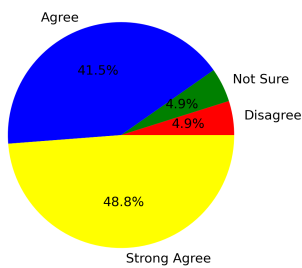
10. Is the pedagogy used by the teachers effective and interesting?

Strongly Agree [4] =48.78% Agree [3] =45.12% Disagree [2] =4.88% Not sure [1] =1.22%



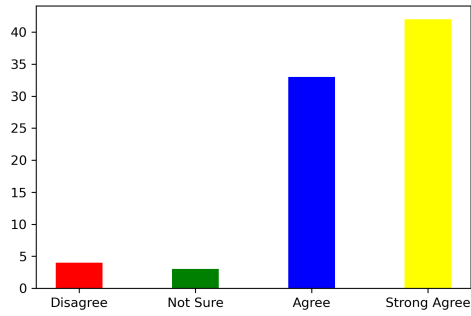
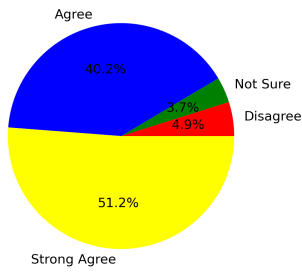
11. Are the opportunities provided for cocurricular and extracurricular activities?

Strongly Agree [4] =48.78% Agree [3] =41.46% Disagree [2] =4.88% Not sure [1] =4.88%



12. Are events (workshop/seminar/webinar etc.) conducted for the holistic development of the students and to bridge industry-academia gap?

Strongly Agree [4] =51.22% Agree [3] =40.24% Disagree [2] =4.88% Not sure [1] =3.66%



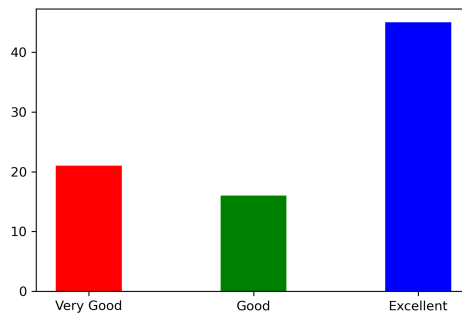
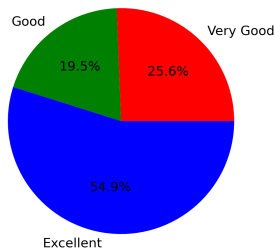
Summary

Strongly Agree: 53.66%
 Agree: 40.96%
 Disagree: 2.74%
 Not Sure: 2.64%

Feedback on Facilities

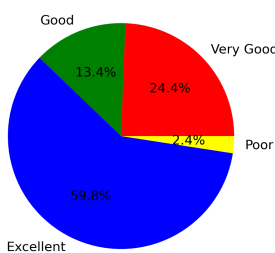
1. Laboratory facility

Excellent [4] =54.88% Very Good [3] =25.61% Good [2] =19.51% Poor [1] =0



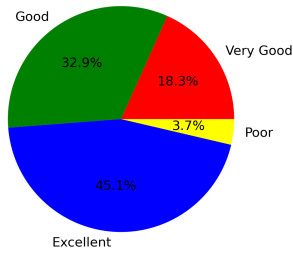
2. Library facility

Excellent [4] =59.76% Very Good [3] =24.39% Good [2] =13.41% Poor [1] =2.44%



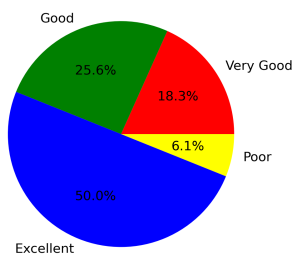
3. Hostel facility (if applicable)

Excellent [4] =45.12% Very Good [3] =18.29% Good [2] =32.93% Poor [1] =3.66%



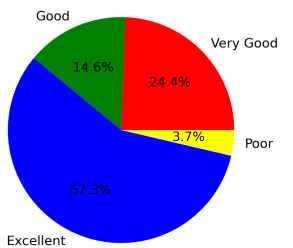
4. Sports facility

Excellent [4] =50.0% Very Good [3] =18.29% Good [2] =25.61% Poor [1] =6.1%



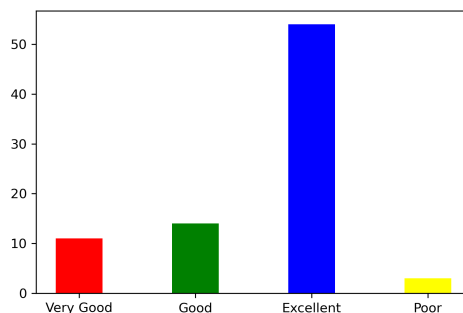
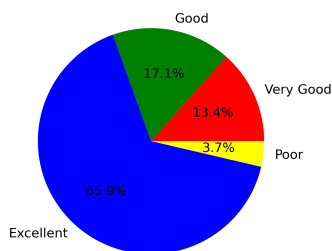
5. Water facility

Excellent [4] =57.32% Very Good [3] =24.39% Good [2] =14.63% Poor [1] =3.66%



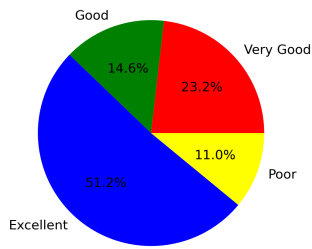
6. Cleanliness and Hygiene

Excellent [4] =65.85% Very Good [3] =13.41% Good [2] =17.07% Poor [1] =3.66%



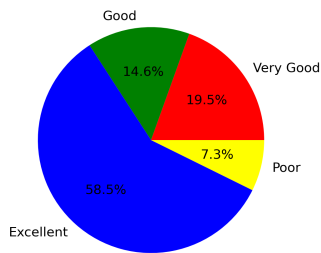
7. Canteen facility

Excellent [4] =51.22% Very Good [3] =23.17% Good [2] =14.63% Poor [1] =10.98%



8. Internet facility

Excellent [4] =58.54% Very Good [3] =19.51% Good [2] =14.63% Poor [1] =7.32%



Summary

Excellent: 55.34%
Very Good: 20.88%
Good: 19.05%
Poor: 4.73%

This is a computer generated statement and does not require a signature.