



Semester End Feedback

Academic Year: 2021-22

INFORMATION TECHNOLOGY

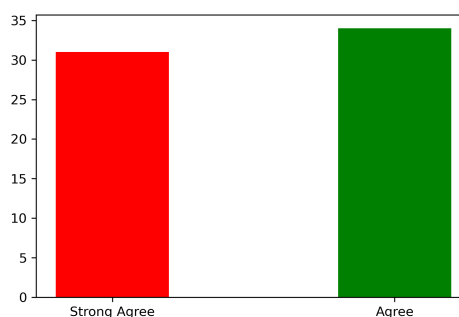
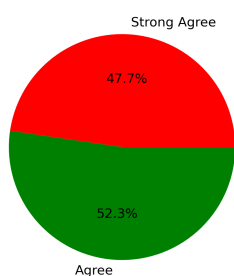
(Final Year)

Feedback on Academics

Total No. of Students participated in the survey: 65

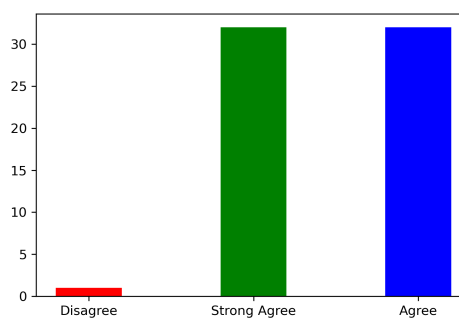
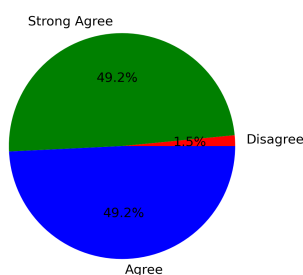
1. Did you acquire any new technical or scientific knowledge?

Strongly Agree [4] =47.69% Agree [3] =52.31% Disagree [2] =0 Not sure [1] =0



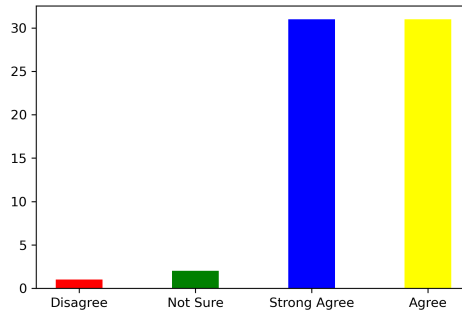
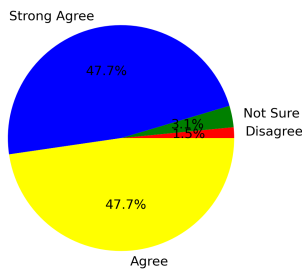
2. Are you able to apply the knowledge and skills you gained in real life problem solving?

Strongly Agree [4] =49.23% Agree [3] =49.23% Disagree [2] =1.54% Not sure [1] =0



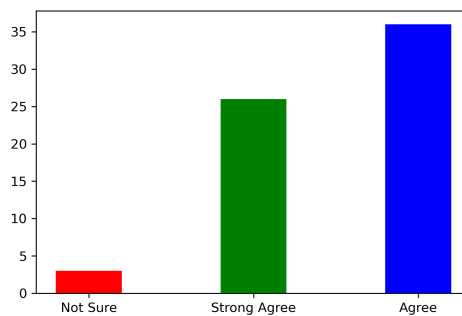
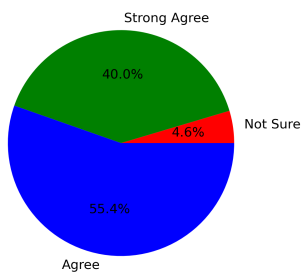
3. Are the subjects you studied relevant to the current industry need?

Strongly Agree [4] =47.69% Agree [3] =47.69% Disagree [2] =1.54% Not sure [1] =3.08%



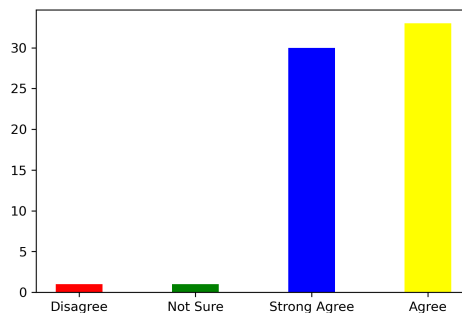
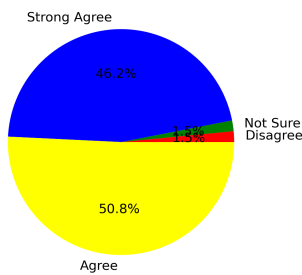
4. Availability and adequacy of modern tools in the laboratories?

Strongly Agree [4] =40.0% Agree [3] =55.38% Disagree [2] =0 Not sure [1] =4.62%



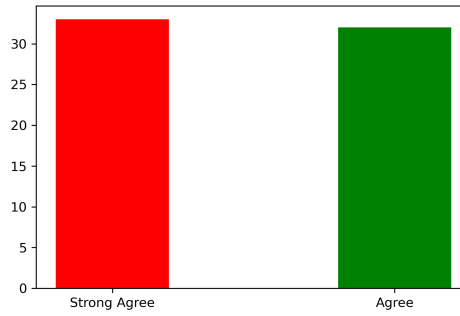
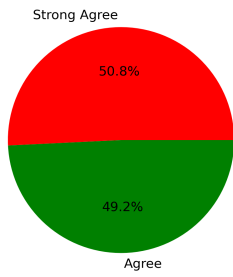
5. Are the experiments/practical prescribed in the subjects/courses helpful for your future?

Strongly Agree [4] =46.15% Agree [3] =50.77% Disagree [2] =1.54% Not sure [1] =1.54%



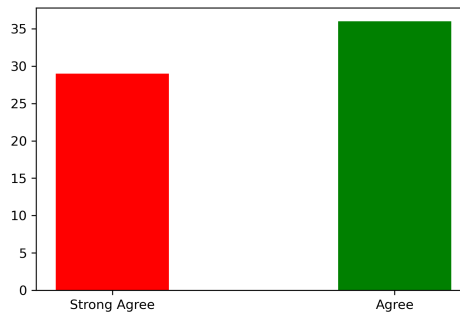
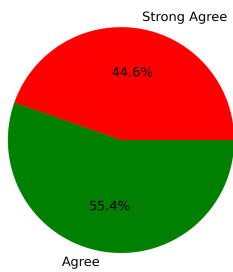
6. How is the mentorship and counselling process in the department?

Strongly Agree [4] =50.77% Agree [3] =49.23% Disagree [2] =0 Not sure [1] =0



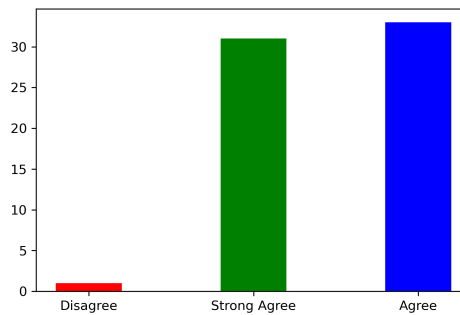
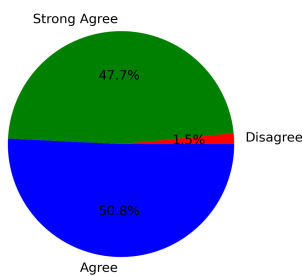
7. How is the overall learning environment?

Strongly Agree [4] =44.62% Agree [3] =55.38% Disagree [2] =0 Not sure [1] =0



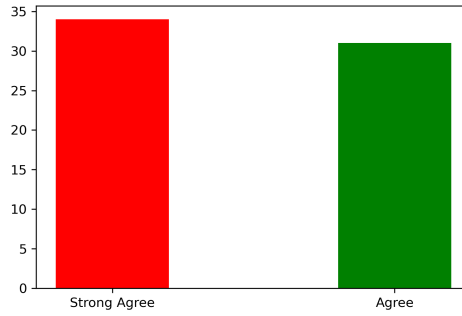
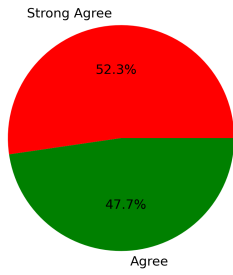
8. Did you improve your communication skill?

Strongly Agree [4] =47.69% Agree [3] =50.77% Disagree [2] =1.54% Not sure [1] =0



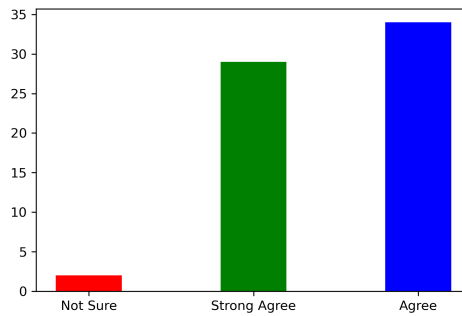
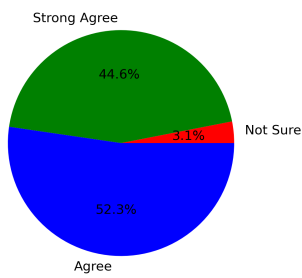
9. Are the teachers able to demonstrate the required knowledge and skills?

Strongly Agree [4] =52.31% Agree [3] =47.69% Disagree [2] =0 Not sure [1] =0



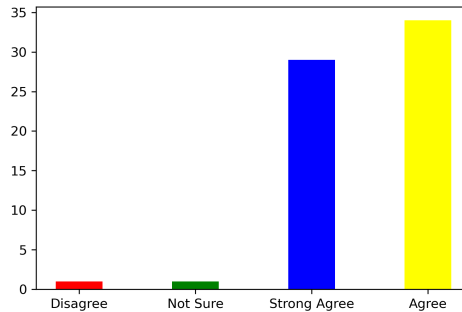
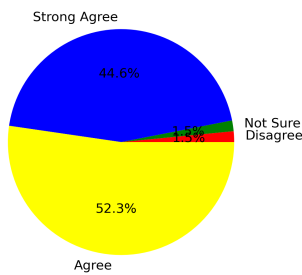
10. Is the pedagogy used by the teachers effective and interesting?

Strongly Agree [4] =44.62% Agree [3] =52.31% Disagree [2] =0 Not sure [1] =3.08%



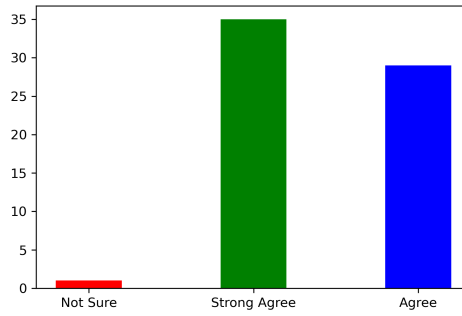
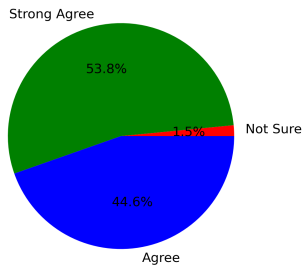
11. Are the opportunities provided for cocurricular and extracurricular activities?

Strongly Agree [4] =44.62% Agree [3] =52.31% Disagree [2] =1.54% Not sure [1] =1.54%



12. Are events (workshop/seminar/webinar etc.) conducted for the holistic development of the students and to bridge industry-academia gap?

Strongly Agree [4] =53.85% Agree [3] =44.62% Disagree [2] =0 Not sure [1] =1.54%



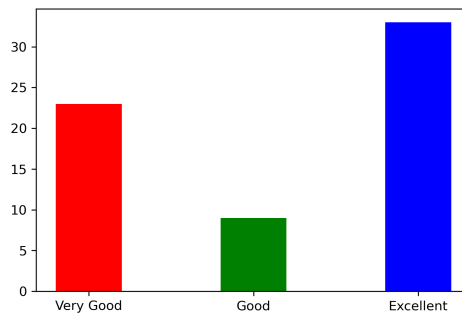
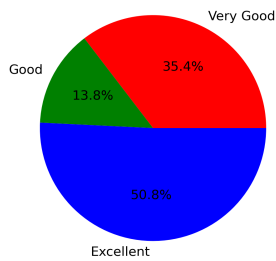
Summary

Strongly Agree: 47.44%
 Agree: 50.64%
 Disagree: 0.64%
 Not Sure: 1.28%

Feedback on Facilities

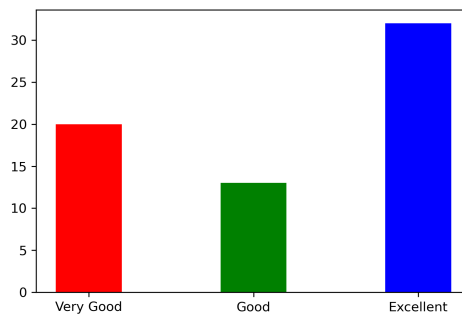
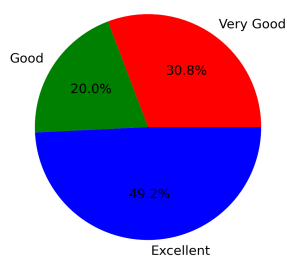
1. Laboratory facility

Excellent [4] =50.77% Very Good [3] =35.38% Good [2] =13.85% Poor [1] =0



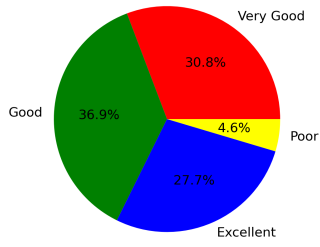
2. Library facility

Excellent [4] =49.23% Very Good [3] =30.77% Good [2] =20.0% Poor [1] =0



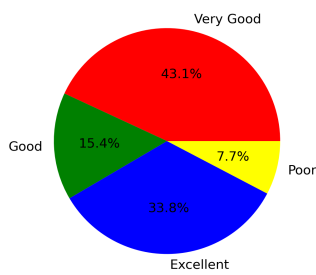
3. Hostel facility (if applicable)

Excellent [4] =27.69% Very Good [3]=30.77% Good [2] =36.92% Poor [1] =4.62%



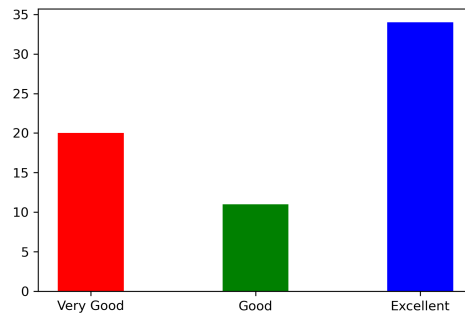
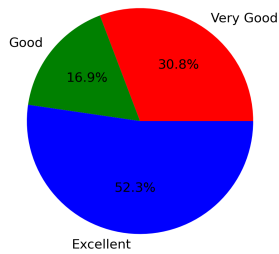
4. Sports facility

Excellent [4] =33.85% Very Good [3]=43.08% Good [2] =15.38% Poor [1] =7.69%



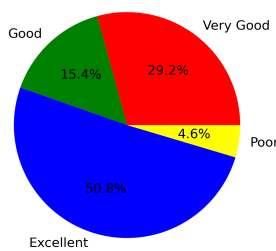
5. Water facility

Excellent [4] =52.31% Very Good [3]=30.77% Good [2] =16.92% Poor [1] =0



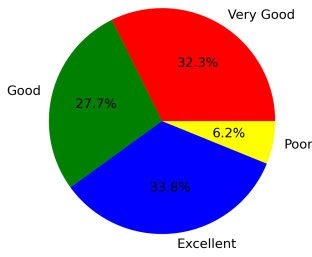
6. Cleanliness and Hygiene

Excellent [4] =50.77% Very Good [3]=29.23% Good [2] =15.38% Poor [1] =4.62%



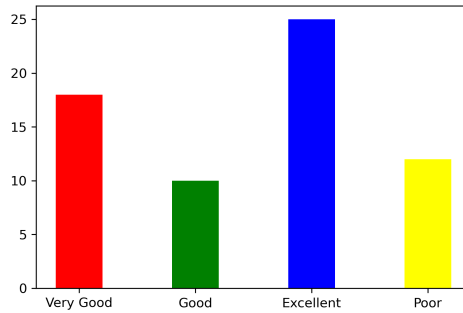
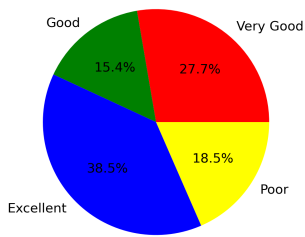
7. Canteen facility

Excellent [4] =33.85% Very Good [3] =32.31% Good [2] =27.69% Poor [1] =6.15%



8. Internet facility

Excellent [4] =38.46% Very Good [3] =27.69% Good [2] =15.38% Poor [1] =18.46%



Summary

Excellent: 42.12%
Very Good: 32.5%
Good: 20.19%
Poor: 5.19%

This is a computer generated statement and does not require a signature.