



## Semester End Feedback

Academic Year: 2021-22

### ELECTRONICS & COMMUNICATION ENGINEERING

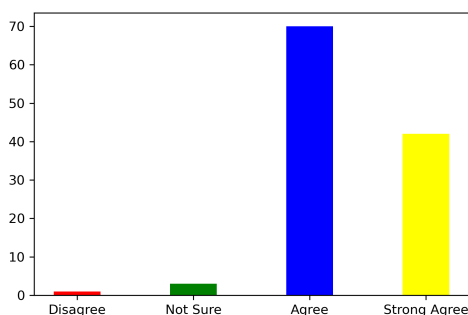
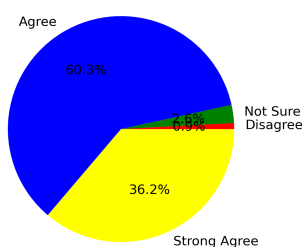
(Final Year)

#### Feedback on Academics

Total No. of Students participated in the survey: 116

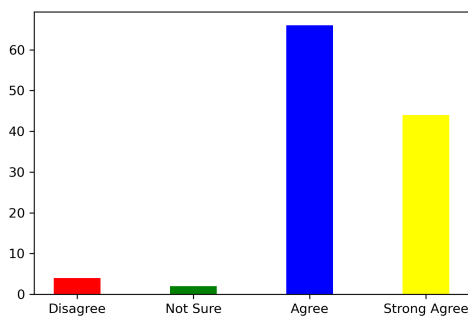
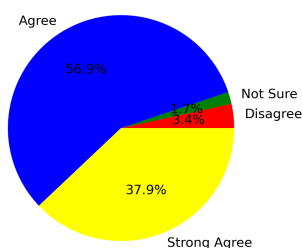
##### 1. Did you acquire any new technical or scientific knowledge?

Strongly Agree [4] =36.21% Agree [3] =60.34% Disagree [2] =0.86% Not sure [1] =2.59%



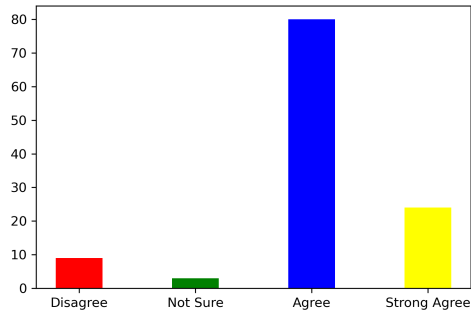
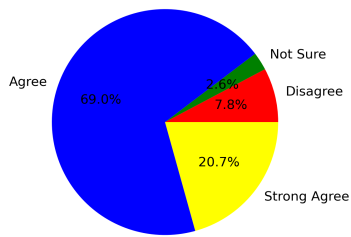
##### 2. Are you able to apply the knowledge and skills you gained in real life problem solving?

Strongly Agree [4] =37.93% Agree [3] =56.9% Disagree [2] =3.45% Not sure [1] =1.72%



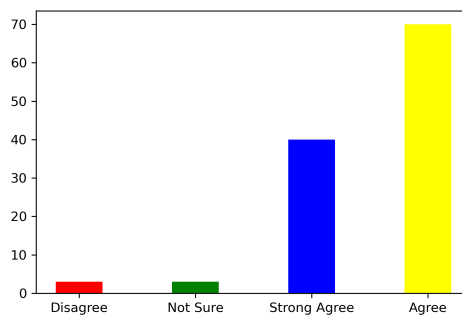
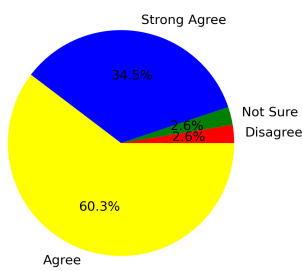
##### 3. Are the subjects you studied relevant to the current industry need?

Strongly Agree [4] =20.69% Agree [3] =68.97% Disagree [2] =7.76% Not sure [1] =2.59%



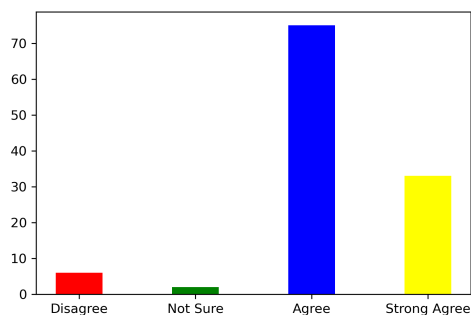
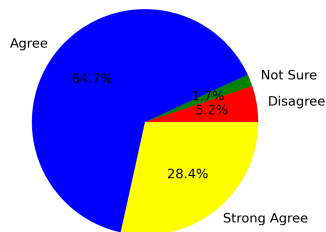
#### 4. Availability and adequacy of modern tools in the laboratories?

Strongly Agree [4] =34.48% Agree [3] =60.34% Disagree [2] =2.59% Not sure [1] =2.59%



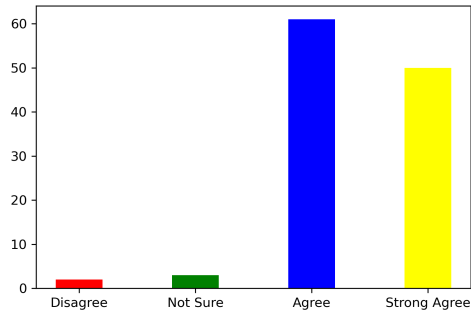
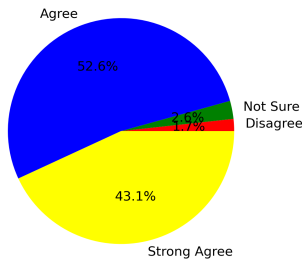
#### 5. Are the experiments/practical prescribed in the subjects/courses helpful for your future?

Strongly Agree [4] =28.45% Agree [3] =64.66% Disagree [2] =5.17% Not sure [1] =1.72%



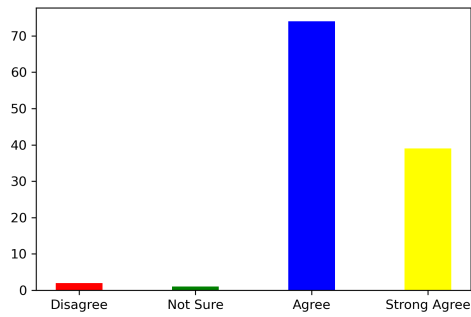
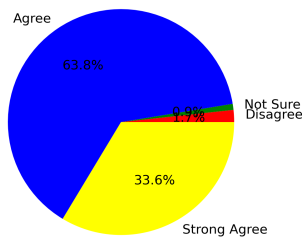
#### 6. How is the mentorship and counselling process in the department?

Strongly Agree [4] =43.1% Agree [3] =52.59% Disagree [2] =1.72% Not sure [1] =2.59%



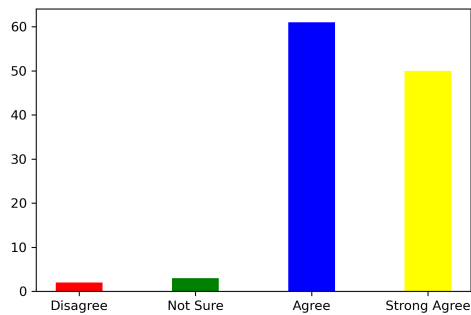
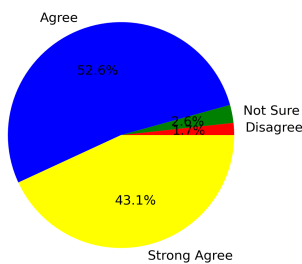
**7. How is the overall learning environment?**

Strongly Agree [4] =33.62% Agree [3] =63.79% Disagree [2] =1.72% Not sure [1] =0.86%



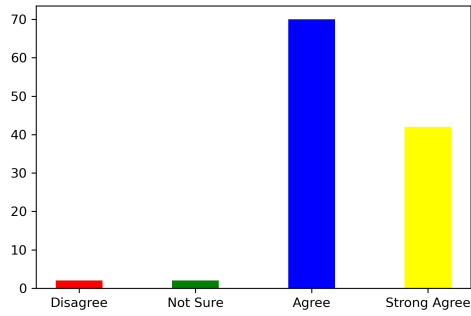
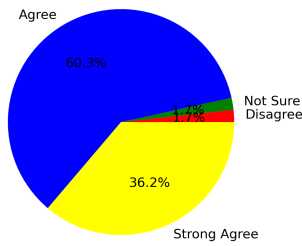
**8. Did you improve your communication skill?**

Strongly Agree [4] =43.1% Agree [3] =52.59% Disagree [2] =1.72% Not sure [1] =2.59%



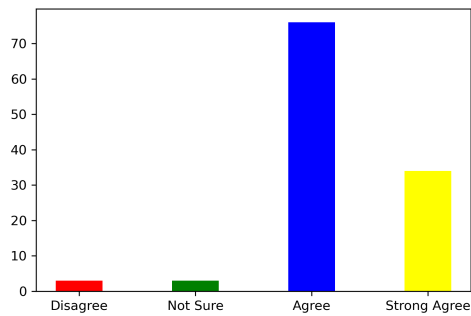
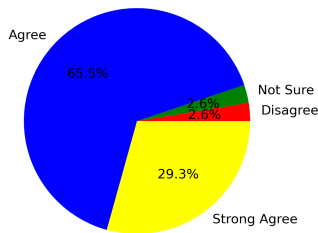
**9. Are the teachers able to demonstrate the required knowledge and skills?**

Strongly Agree [4] =36.21% Agree [3] =60.34% Disagree [2] =1.72% Not sure [1] =1.72%



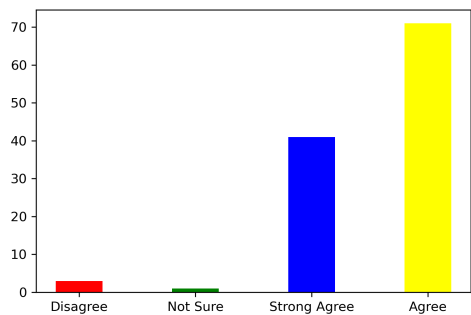
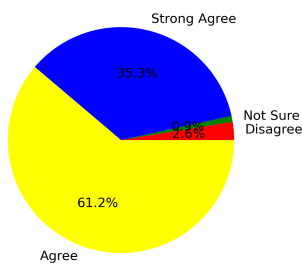
**10. Is the pedagogy used by the teachers effective and interesting?**

Strongly Agree [4] =29.31% Agree [3] =65.52% Disagree [2] =2.59% Not sure [1] =2.59%



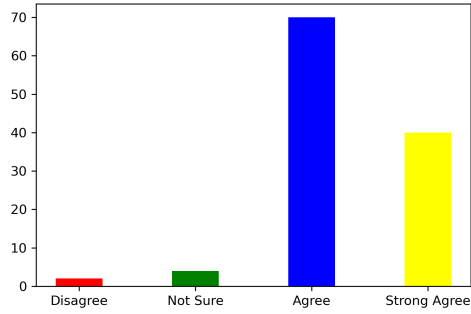
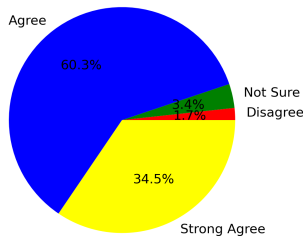
**11. Are the opportunities provided for cocurricular and extracurricular activities?**

Strongly Agree [4] =35.34% Agree [3] =61.21% Disagree [2] =2.59% Not sure [1] =0.86%



**12. Are events (workshop/seminar/webinar etc.) conducted for the holistic development of the students and to bridge industry-academia gap?**

Strongly Agree [4] =34.48% Agree [3] =60.34% Disagree [2] =1.72% Not sure [1] =3.45%



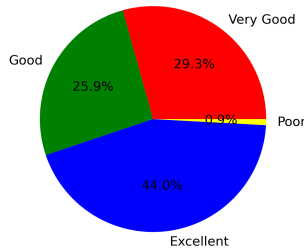
## Summary

Strongly Agree: 34.41%  
 Agree: 60.63%  
 Disagree: 2.8%  
 Not Sure: 2.16%

## Feedback on Facilities

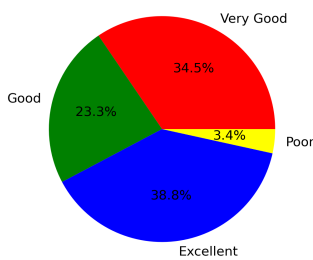
### 1. Laboratory facility

Excellent [4] =43.97% Very Good [3] =29.31% Good [2] =25.86% Poor [1] =0.86%



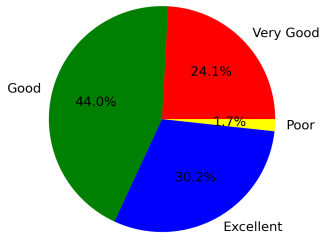
### 2. Library facility

Excellent [4] =38.79% Very Good [3] =34.48% Good [2] =23.28% Poor [1] =3.45%



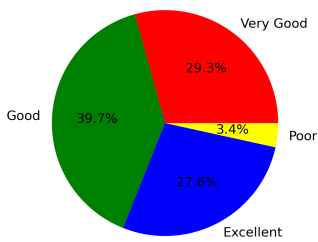
### 3. Hostel facility (if applicable)

Excellent [4] =30.17% Very Good [3]=24.14% Good [2] =43.97% Poor [1] =1.72%



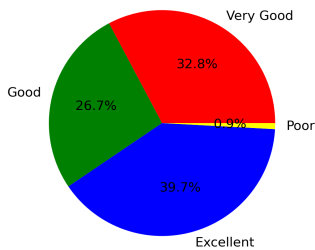
#### 4. Sports facility

Excellent [4] =27.59% Very Good [3]=29.31% Good [2] =39.66% Poor [1] =3.45%



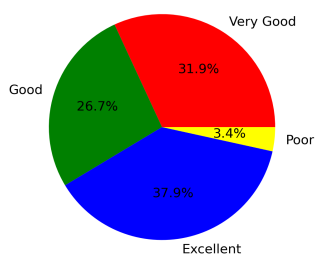
#### 5. Water facility

Excellent [4] =39.66% Very Good [3]=32.76% Good [2] =26.72% Poor [1] =0.86%



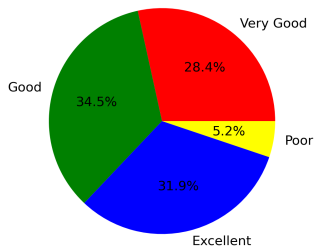
#### 6. Cleanliness and Hygiene

Excellent [4] =37.93% Very Good [3]=31.9% Good [2] =26.72% Poor [1] =3.45%



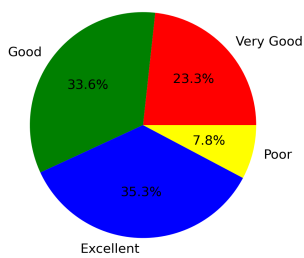
#### 7. Canteen facility

Excellent [4] =31.9% Very Good [3] =28.45% Good [2] =34.48% Poor [1] =5.17%



## 8. Internet facility

Excellent [4] =35.34% Very Good [3] =23.28% Good [2] =33.62% Poor [1] =7.76%



---

## Summary

Excellent: 35.67%  
Very Good: 29.2%  
Good: 31.79%  
Poor: 3.34%

---

**This is a computer generated statement and does not require a signature.**