



## Semester End Feedback

Academic Year: 2021-22

### COMPUTER SCIENCE ENGINEERING

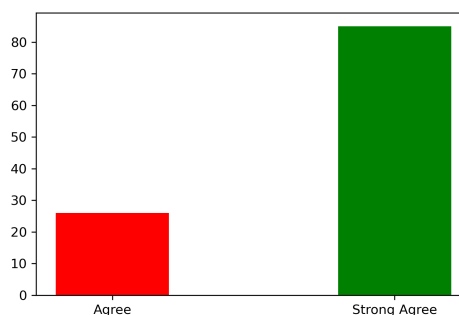
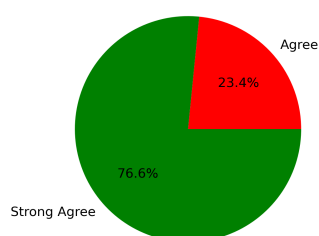
(Final Year)

### Feedback on Academics

Total No. of Students participated in the survey: 111

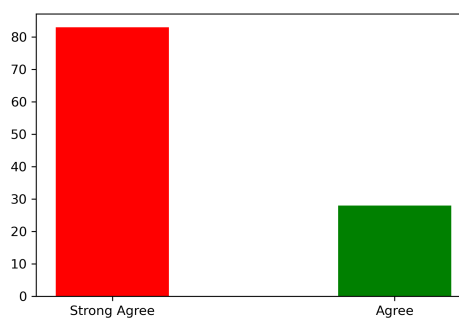
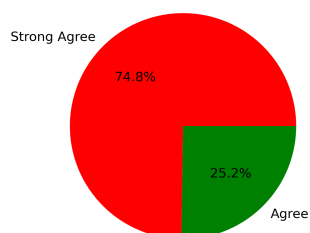
#### 1. Did you acquire any new technical or scientific knowledge?

Strongly Agree [4] =76.58% Agree [3] =23.42% Disagree [2] =0 Not sure [1] =0



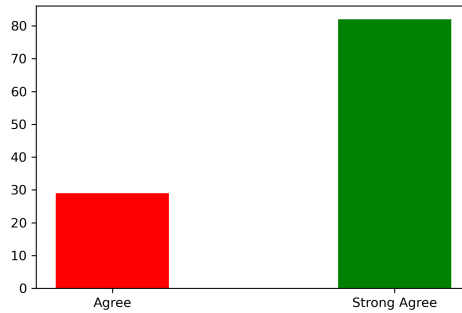
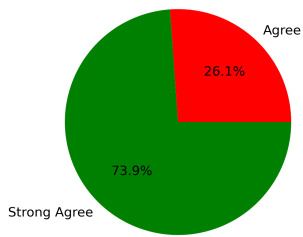
#### 2. Are you able to apply the knowledge and skills you gained in real life problem solving?

Strongly Agree [4] =74.77% Agree [3] =25.23% Disagree [2] =0 Not sure [1] =0



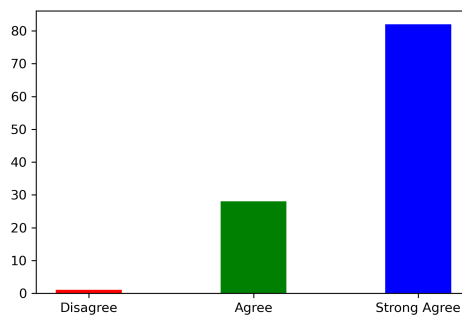
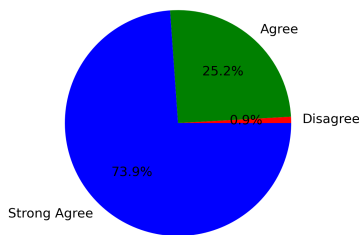
#### 3. Are the subjects you studied relevant to the current industry need?

Strongly Agree [4] =73.87% Agree [3] =26.13% Disagree [2] =0 Not sure [1] =0



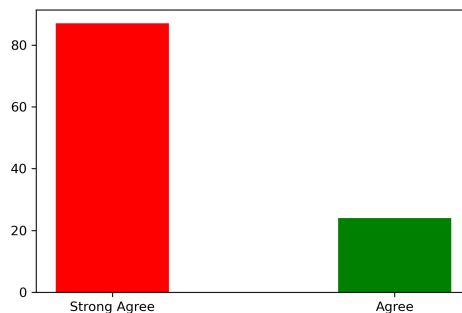
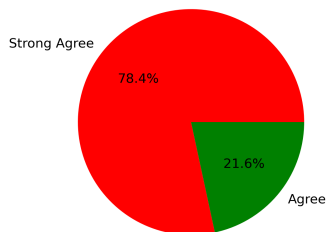
**4. Availability and adequacy of modern tools in the laboratories?**

Strongly Agree [4] =73.87% Agree [3] =25.23% Disagree [2] =0.9% Not sure [1] =0



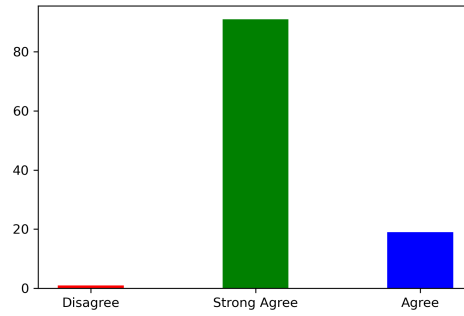
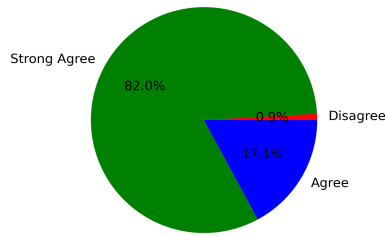
**5. Are the experiments/practical prescribed in the subjects/courses helpful for your future?**

Strongly Agree [4] =78.38% Agree [3] =21.62% Disagree [2] =0 Not sure [1] =0



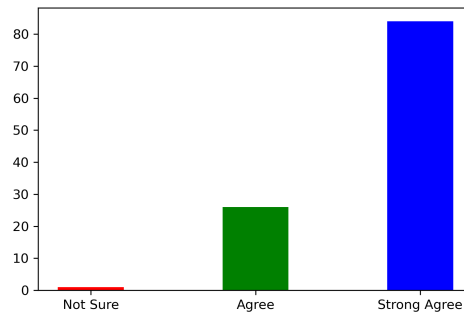
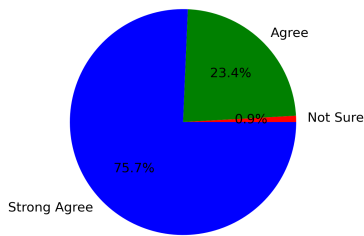
**6. How is the mentorship and counselling process in the department?**

Strongly Agree [4] =81.98% Agree [3] =17.12% Disagree [2] =0.9% Not sure [1] =0



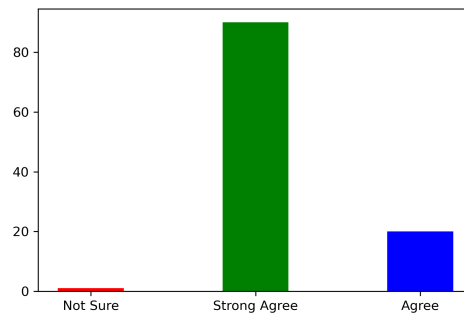
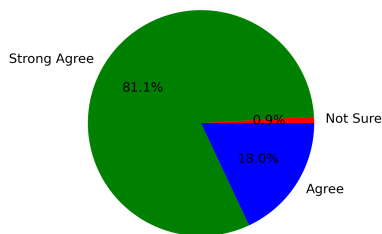
**7. How is the overall learning environment?**

Strongly Agree [4] =75.68% Agree [3] =23.42% Disagree [2] =0 Not sure [1] =0.9%



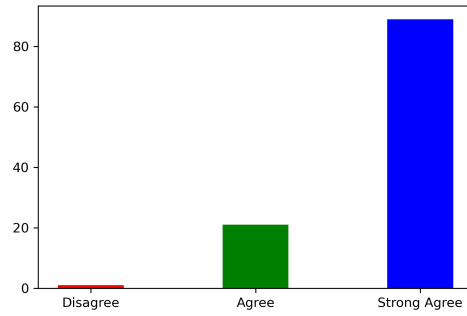
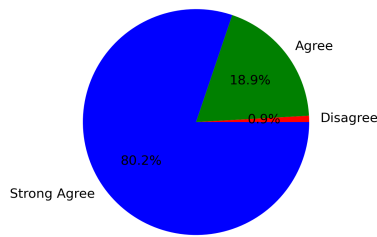
**8. Did you improve your communication skill?**

Strongly Agree [4] =81.08% Agree [3] =18.02% Disagree [2] =0 Not sure [1] =0.9%



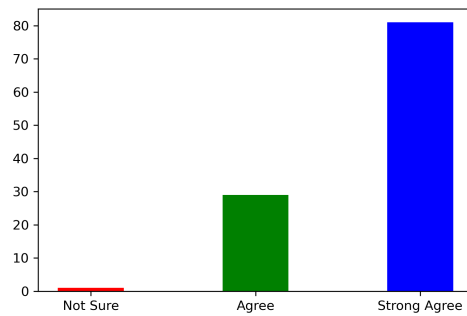
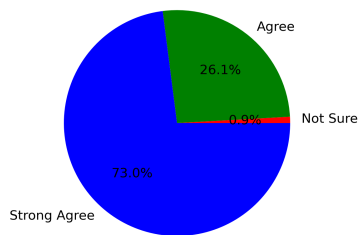
**9. Are the teachers able to demonstrate the required knowledge and skills?**

Strongly Agree [4] =80.18% Agree [3] =18.92% Disagree [2] =0.9% Not sure [1] =0



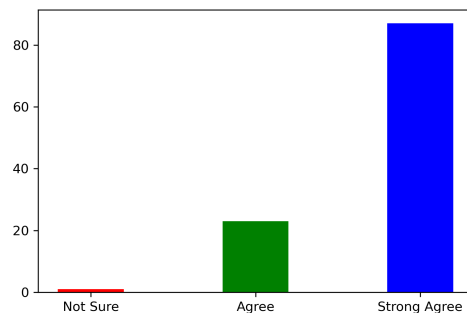
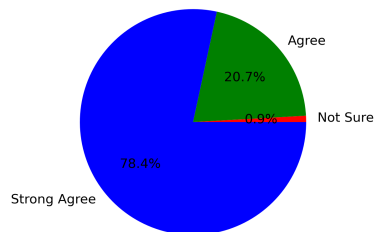
**10. Is the pedagogy used by the teachers effective and interesting?**

Strongly Agree [4] =72.97% Agree [3] =26.13% Disagree [2] =0 Not sure [1] =0.9%



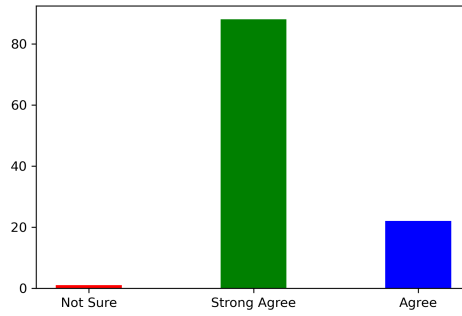
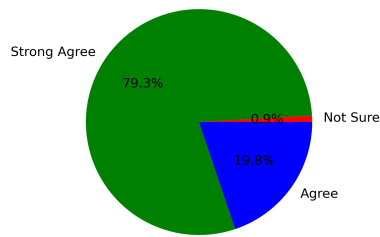
**11. Are the opportunities provided for cocurricular and extracurricular activities?**

Strongly Agree [4] =78.38% Agree [3] =20.72% Disagree [2] =0 Not sure [1] =0.9%



**12. Are events (workshop/seminar/webinar etc.) conducted for the holistic development of the students and to bridge industry-academia gap?**

Strongly Agree [4] =79.28% Agree [3] =19.82% Disagree [2] =0 Not sure [1] =0.9%



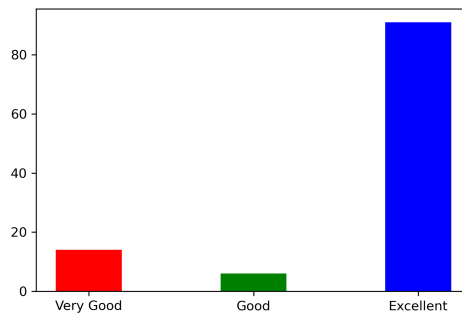
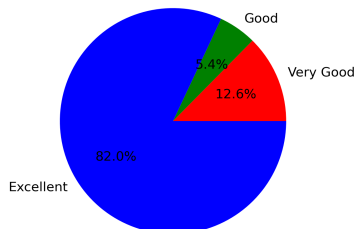
## Summary

Strongly Agree: 77.25%  
 Agree: 22.15%  
 Disagree: 0.23%  
 Not Sure: 0.38%

## Feedback on Facilities

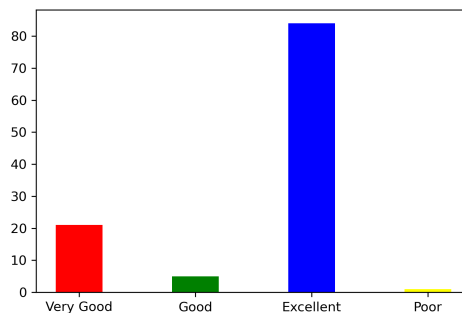
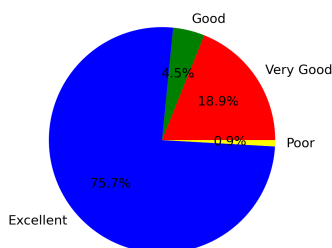
### 1. Laboratory facility

Excellent [4] =81.98% Very Good [3] =12.61% Good [2] =5.41% Poor [1] =0



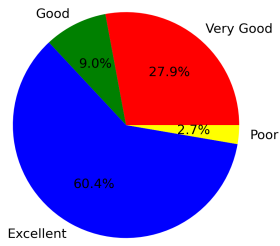
### 2. Library facility

Excellent [4] =75.68% Very Good [3] =18.92% Good [2] =4.5% Poor [1] =0.9%



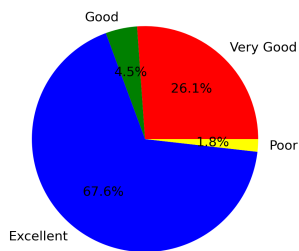
### 3. Hostel facility (if applicable)

Excellent [4] =60.36% Very Good [3] =27.93% Good [2] =9.01% Poor [1] =2.7%



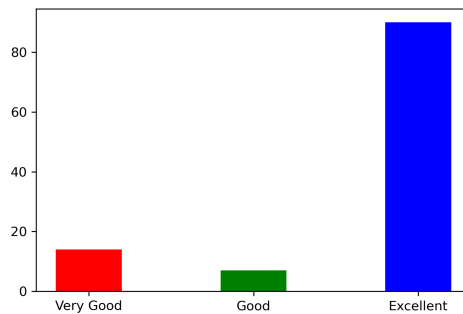
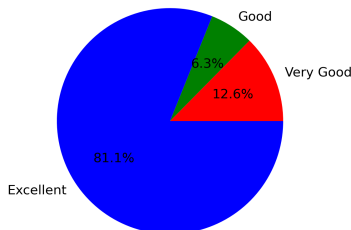
#### 4. Sports facility

Excellent [4] =67.57% Very Good [3] =26.13% Good [2] =4.5% Poor [1] =1.8%



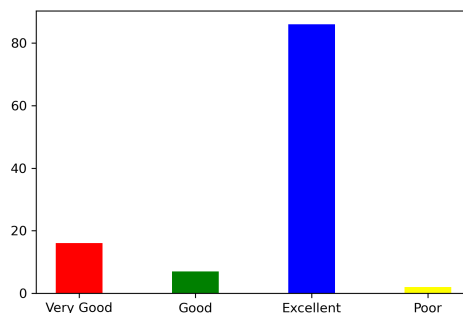
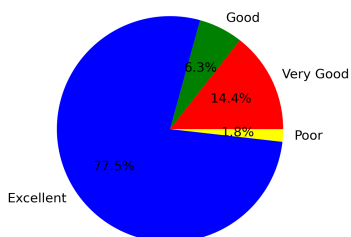
#### 5. Water facility

Excellent [4] =81.08% Very Good [3] =12.61% Good [2] =6.31% Poor [1] =0



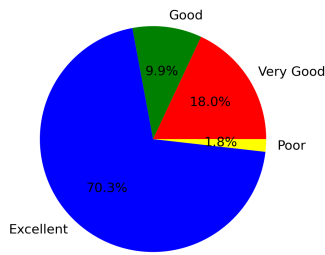
#### 6. Cleanliness and Hygiene

Excellent [4] =77.48% Very Good [3] =14.41% Good [2] =6.31% Poor [1] =1.8%



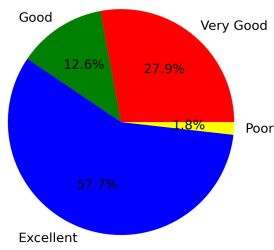
#### 7. Canteen facility

Excellent [4] =70.27% Very Good [3] =18.02% Good [2] =9.91% Poor [1] =1.8%



## 8. Internet facility

Excellent [4] =57.66% Very Good [3] =27.93% Good [2] =12.61% Poor [1] =1.8%



---

## Summary

Excellent: 71.51%  
Very Good: 19.82%  
Good: 7.32%  
Poor: 1.35%

---

**This is a computer generated statement and does not require a signature.**