



Semester End Feedback

Academic Year: 2022-23

ELECTRONICS & COMMUNICATION ENGINEERING

(Final Year)

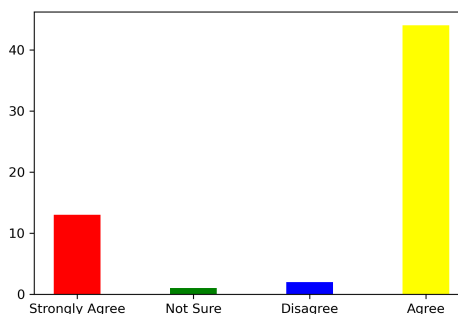
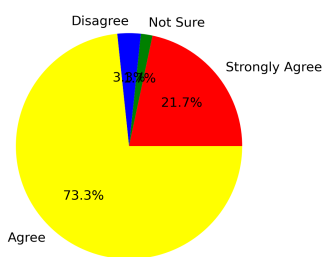
Even Semester

Feedback on Academics

Total No. of Students participated in the survey: 60

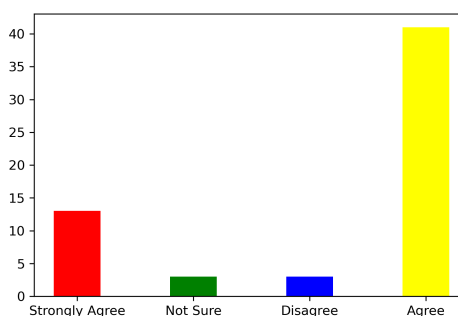
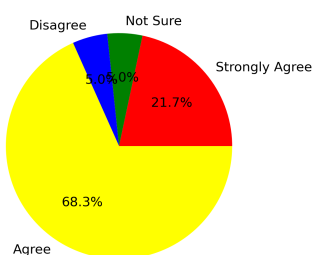
1. Did you acquire any new technical or scientific knowledge?

Strongly Agree [4] =21.67% Agree [3] =73.33% Disagree [2] =3.33% Not sure [1] =1.67%



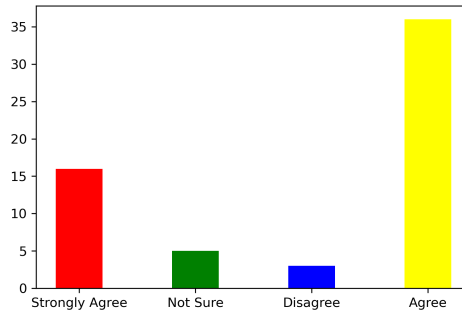
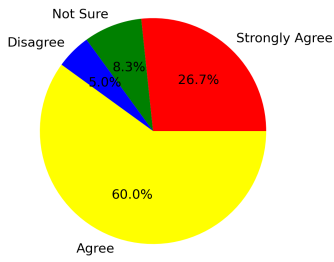
2. Are you able to apply the knowledge and skills you gained in real life problem solving?

Strongly Agree [4] =21.67% Agree [3] =68.33% Disagree [2] =5.0% Not sure [1] =5.0%



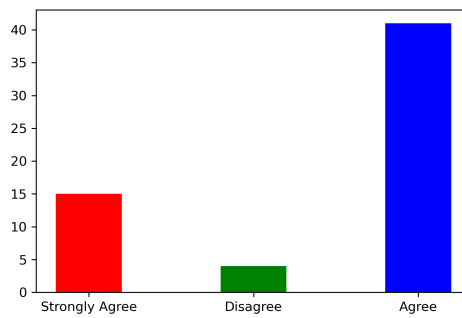
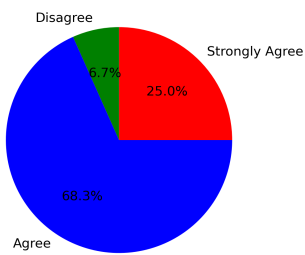
3. Are the subjects you studied relevant to the current industry need?

Strongly Agree [4] =26.67% Agree [3] =60.0% Disagree [2] =5.0% Not sure [1] =8.33%



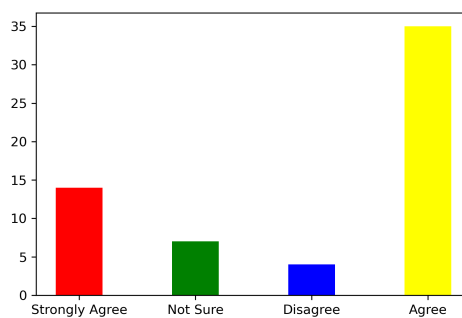
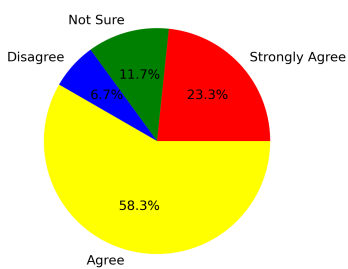
4. Availability and adequacy of modern tools in the laboratories?

Strongly Agree [4] =25.0% Agree [3] =68.33% Disagree [2] =6.67% Not sure [1] =0



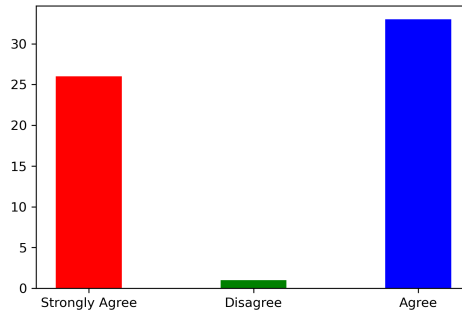
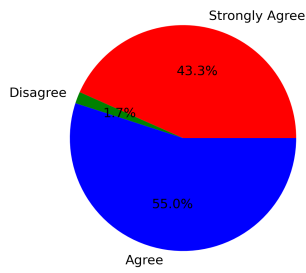
5. Are the experiments/practical prescribed in the subjects/courses helpful for your future?

Strongly Agree [4] =23.33% Agree [3] =58.33% Disagree [2] =6.67% Not sure [1] =11.67%



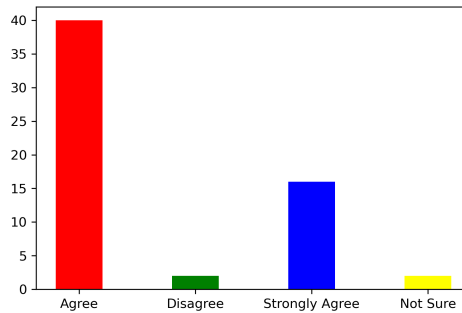
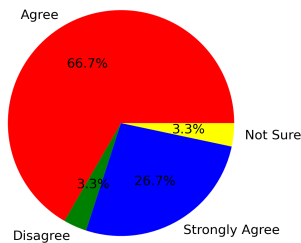
6. How is the mentorship and counselling process in the department?

Strongly Agree [4] =43.33% Agree [3] =55.0% Disagree [2] =1.67% Not sure [1] =0



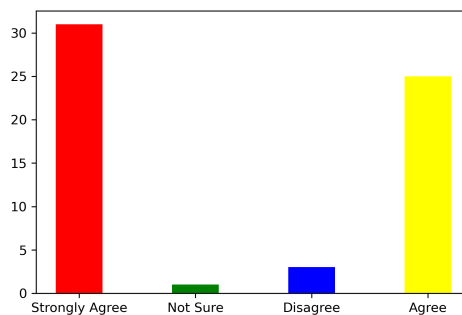
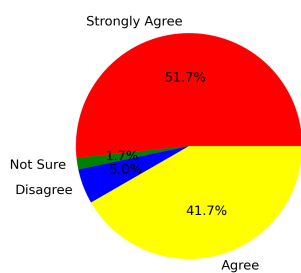
7. How is the overall learning environment?

Strongly Agree [4] =26.67% Agree [3] =66.67% Disagree [2] =3.33% Not sure [1] =3.33%



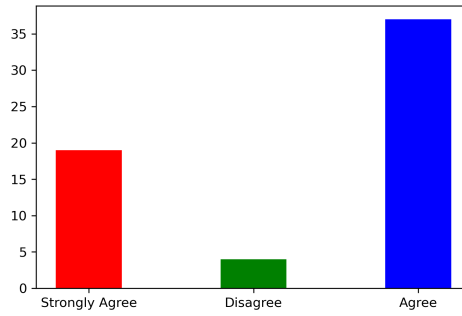
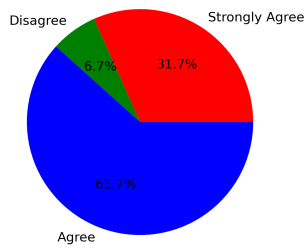
8. Did you improve your communication skill?

Strongly Agree [4] =51.67% Agree [3] =41.67% Disagree [2] =5.0% Not sure [1] =1.67%



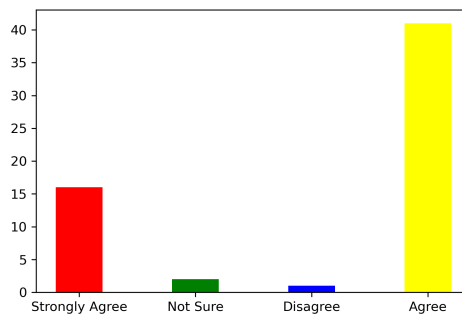
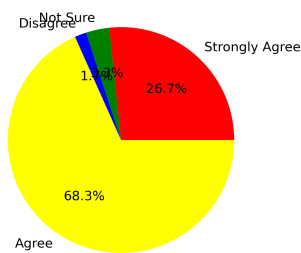
9. Are the teachers able to demonstrate the required knowledge and skills?

Strongly Agree [4] =31.67% Agree [3] =61.67% Disagree [2] =6.67% Not sure [1] =0



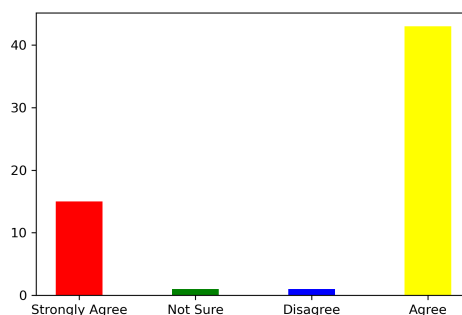
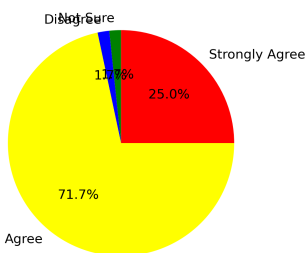
10. Is the pedagogy used by the teachers effective and interesting?

Strongly Agree [4] =26.67% Agree [3] =68.33% Disagree [2] =1.67% Not sure [1] =3.33%



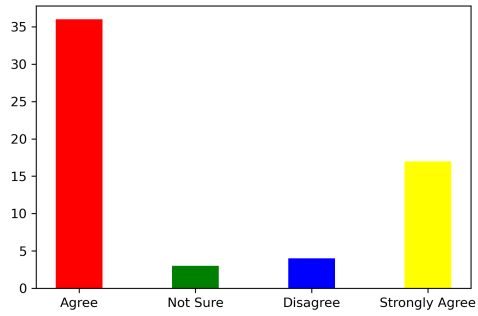
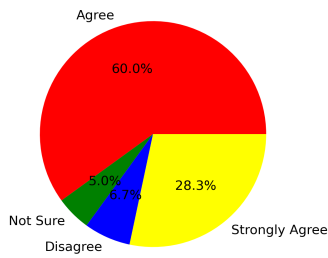
11. Are the opportunities provided for cocurricular and extracurricular activities?

Strongly Agree [4] =25.0% Agree [3] =71.67% Disagree [2] =1.67% Not sure [1] =1.67%



12. Are events (workshop/seminar/webinar etc.) conducted for the holistic development of the students and to bridge industry-academia gap?

Strongly Agree [4] =28.33% Agree [3] =60.0% Disagree [2] =6.67% Not sure [1] =5.0%



Summary

Strongly Agree: 29.31%

Agree: 62.78%

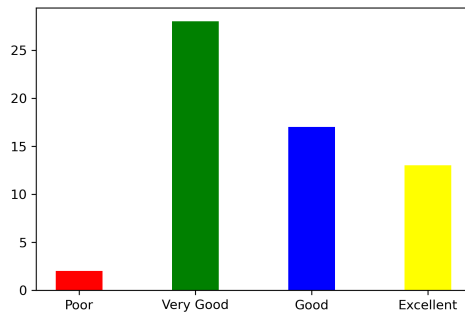
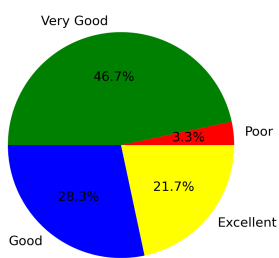
Disagree: 4.44%

Not Sure: 3.47%

Feedback on Facilities

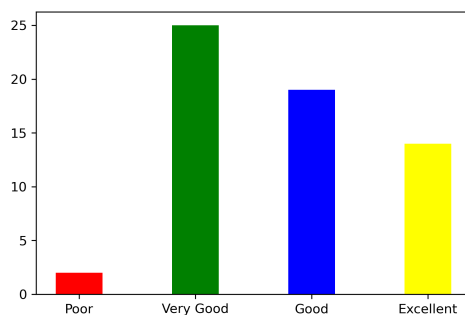
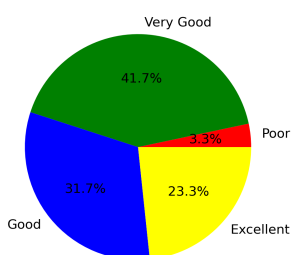
1. Laboratory facility

Excellent [4] =21.67% Very Good [3] =46.67% Good [2] =28.33% Poor [1] =3.33%



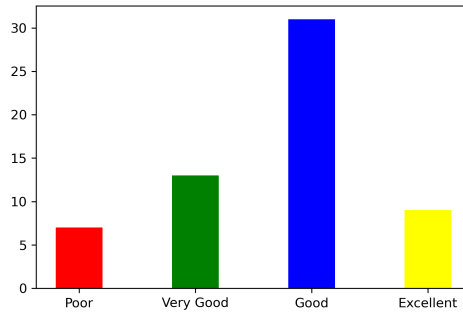
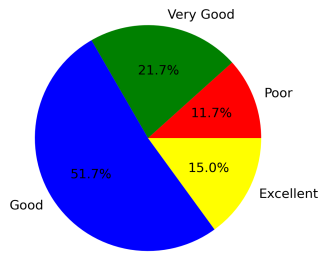
2. Library facility

Excellent [4] =23.33% Very Good [3] =41.67% Good [2] =31.67% Poor [1] =3.33%



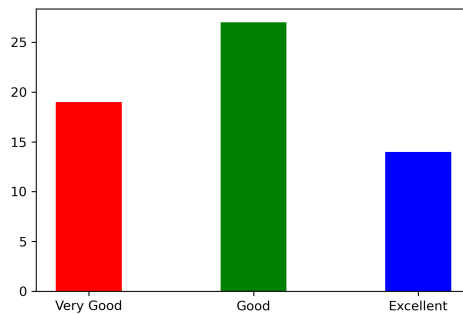
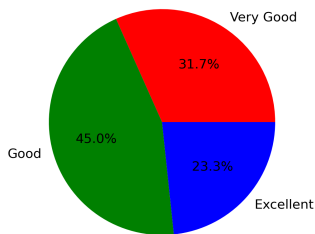
3. Hostel facility (if applicable)

Excellent [4] =15.0% Very Good [3] =21.67% Good [2] =51.67% Poor [1] =11.67%



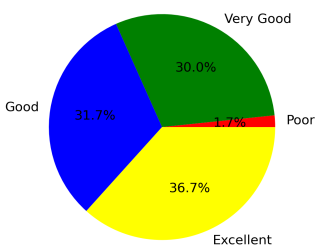
4. Sports facility

Excellent [4] =23.33% Very Good [3] =31.67% Good [2] =45.0% Poor [1] =0



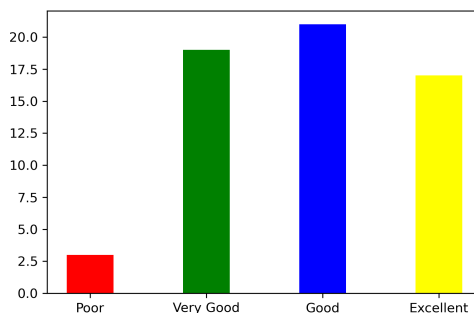
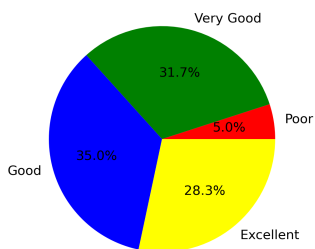
5. Water facility

Excellent [4] =36.67% Very Good [3] =30.0% Good [2] =31.67% Poor [1] =1.67%



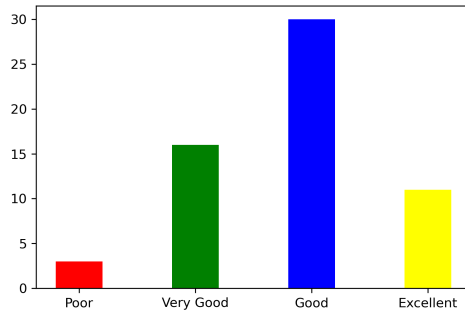
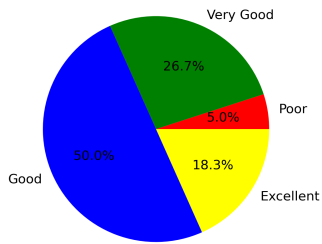
6. Cleanliness and Hygiene

Excellent [4] =28.33% Very Good [3] =31.67% Good [2] =35.0% Poor [1] =5.0%



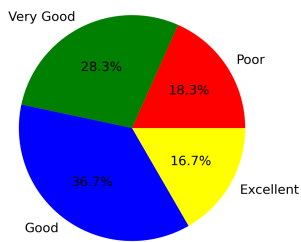
7. Canteen facility

Excellent [4] =18.33% Very Good [3] =26.67% Good [2] =50.0% Poor [1] =5.0%



8. Internet facility

Excellent [4] =16.67% Very Good [3] =28.33% Good [2] =36.67% Poor [1] =18.33%



Summary

Excellent: 22.92%
Very Good: 32.29%
Good: 38.75%
Poor: 6.04%

This is a computer generated statement and does not require a signature.