



Semester End Feedback

Academic Year: 2022-23

MECHANICAL ENGINEERING

(Third Year)

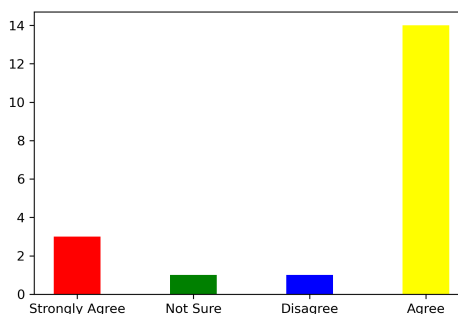
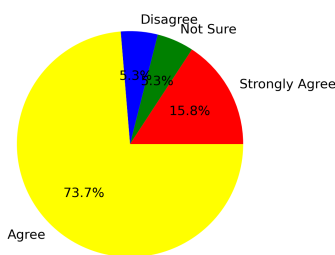
Even Semester

Feedback on Academics

Total No. of Students participated in the survey: 19

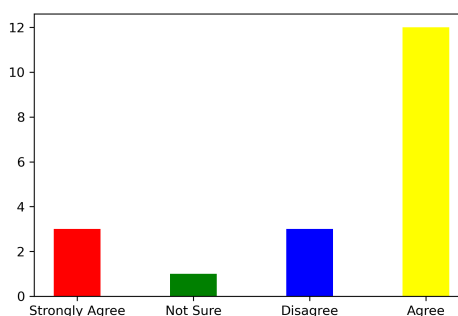
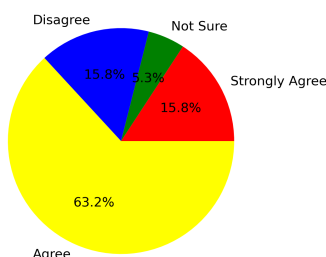
1. Did you acquire any new technical or scientific knowledge?

Strongly Agree [4] =15.79% Agree [3] =73.68% Disagree [2] =5.26% Not sure [1] =5.26%



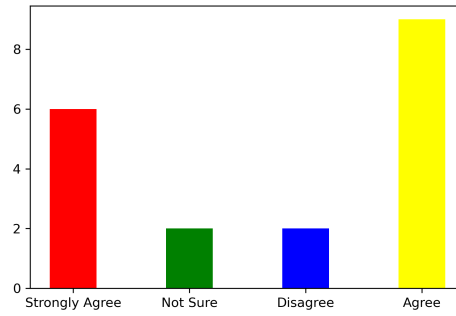
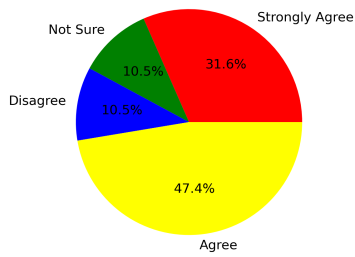
2. Are you able to apply the knowledge and skills you gained in real life problem solving?

Strongly Agree [4] =15.79% Agree [3] =63.16% Disagree [2] =15.79% Not sure [1] =5.26%



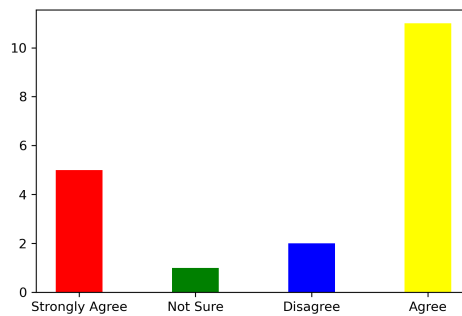
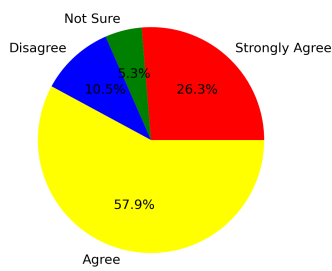
3. Are the subjects you studied relevant to the current industry need?

Strongly Agree [4] =31.58% Agree [3] =47.37% Disagree [2] =10.53% Not sure [1] =10.53%



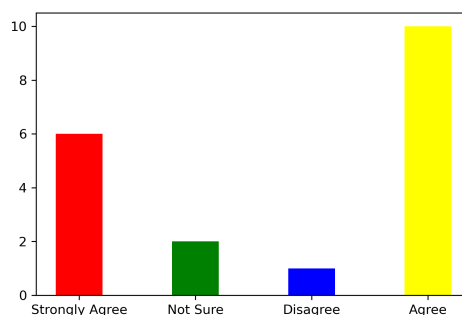
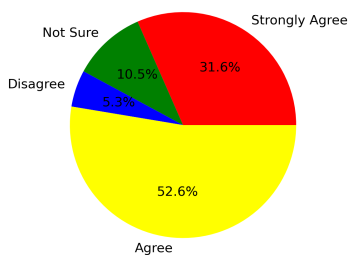
4. Availability and adequacy of modern tools in the laboratories?

Strongly Agree [4] =26.32% Agree [3] =57.89% Disagree [2] =10.53% Not sure [1] =5.26%



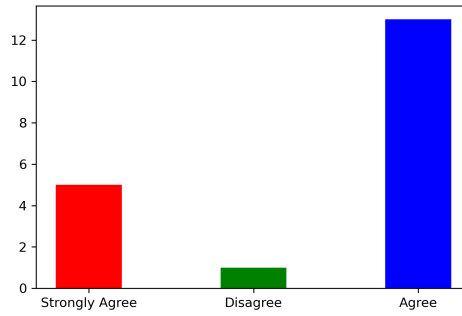
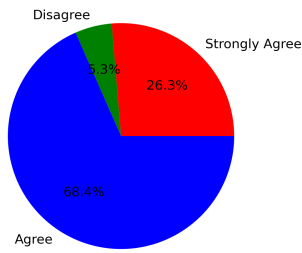
5. Are the experiments/practical prescribed in the subjects/courses helpful for your future?

Strongly Agree [4] =31.58% Agree [3] =52.63% Disagree [2] =5.26% Not sure [1] =10.53%



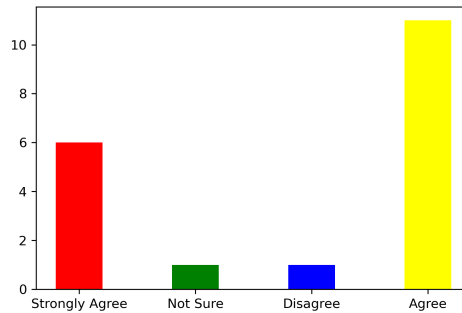
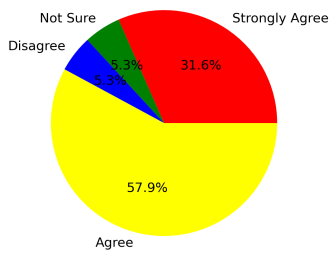
6. How is the mentorship and counselling process in the department?

Strongly Agree [4] =26.32% Agree [3] =68.42% Disagree [2] =5.26% Not sure [1] =0



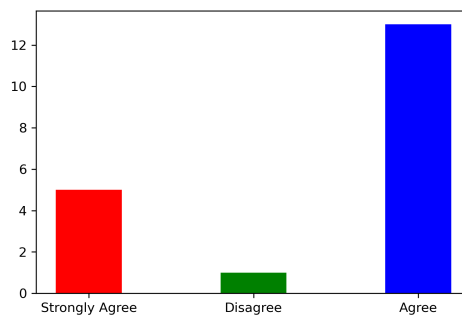
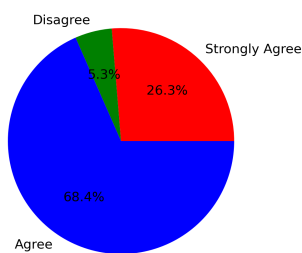
7. How is the overall learning environment?

Strongly Agree [4] =31.58% Agree [3] =57.89% Disagree [2] =5.26% Not sure [1] =5.26%



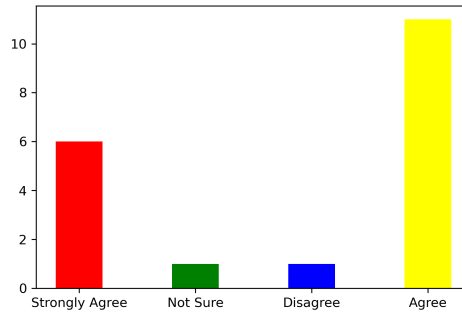
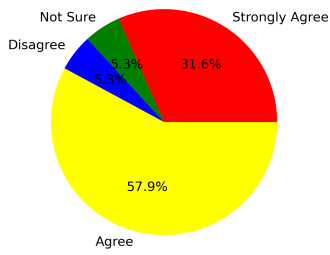
8. Did you improve your communication skill?

Strongly Agree [4] =26.32% Agree [3] =68.42% Disagree [2] =5.26% Not sure [1] =0



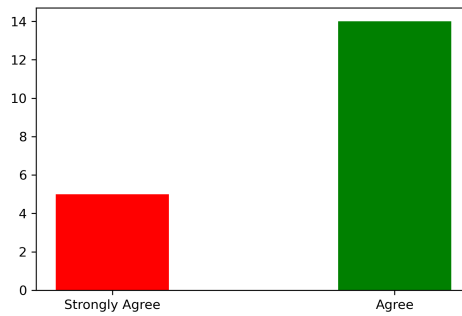
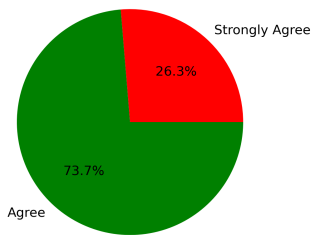
9. Are the teachers able to demonstrate the required knowledge and skills?

Strongly Agree [4] =31.58% Agree [3] =57.89% Disagree [2] =5.26% Not sure [1] =5.26%



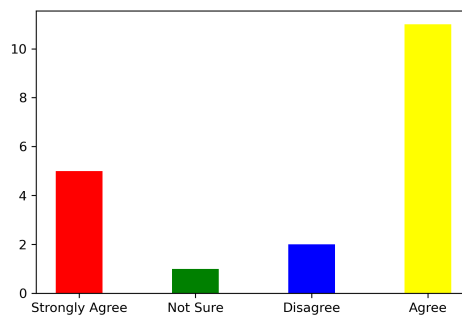
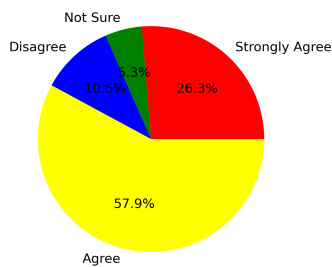
10. Is the pedagogy used by the teachers effective and interesting?

Strongly Agree [4] =26.32% Agree [3] =73.68% Disagree [2] =0 Not sure [1] =0



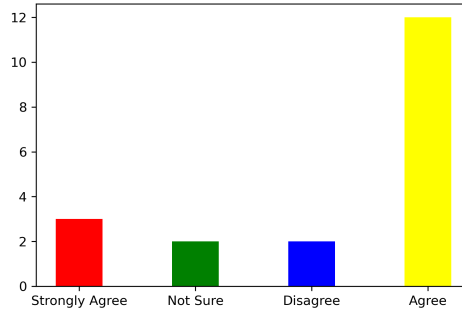
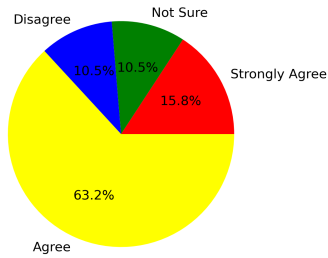
11. Are the opportunities provided for cocurricular and extracurricular activities?

Strongly Agree [4] =26.32% Agree [3] =57.89% Disagree [2] =10.53% Not sure [1] =5.26%



12. Are events (workshop/seminar/webinar etc.) conducted for the holistic development of the students and to bridge industry-academia gap?

Strongly Agree [4] =15.79% Agree [3] =63.16% Disagree [2] =10.53% Not sure [1] =10.53%



Summary

Strongly Agree: 25.44%

Agree: 61.84%

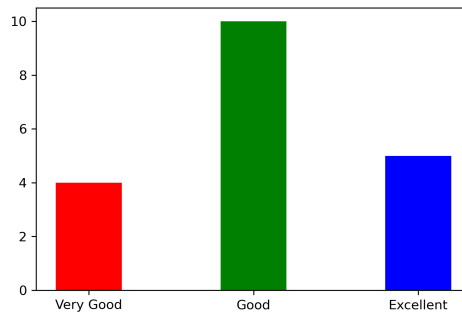
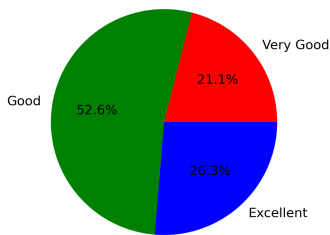
Disagree: 7.46%

Not Sure: 5.26%

Feedback on Facilities

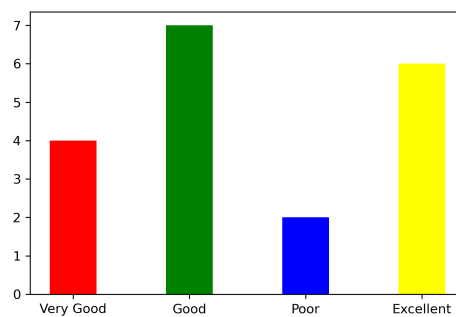
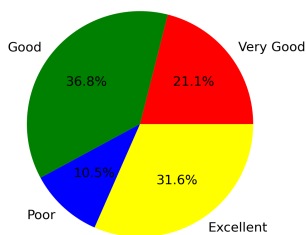
1. Laboratory facility

Excellent [4] =26.32% Very Good [3] =21.05% Good [2] =52.63% Poor [1] =0



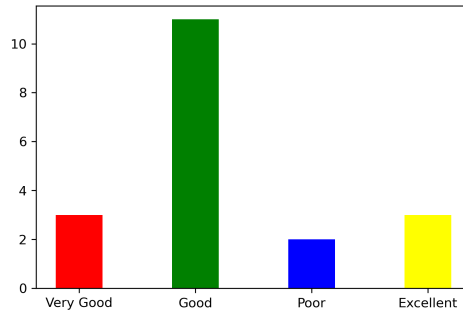
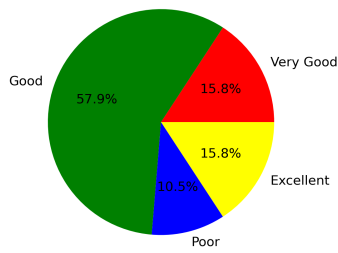
2. Library facility

Excellent [4] =31.58% Very Good [3] =21.05% Good [2] =36.84% Poor [1] =10.53%



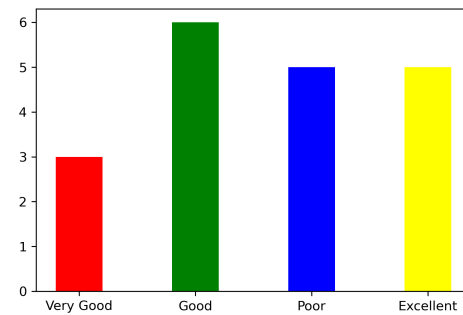
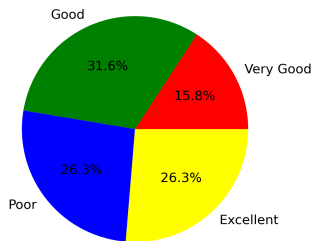
3. Hostel facility (if applicable)

Excellent [4] =15.79% Very Good [3] =15.79% Good [2] =57.89% Poor [1] =10.53%



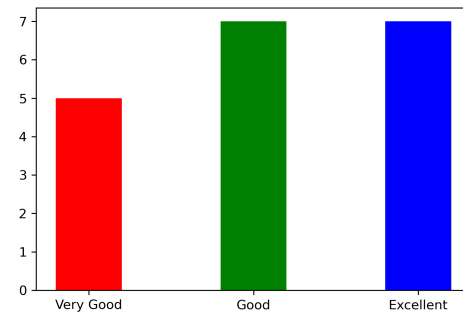
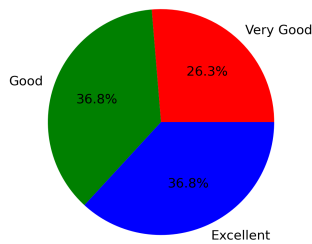
4. Sports facility

Excellent [4] =26.32% Very Good [3] =15.79% Good [2] =31.58% Poor [1] =26.32%



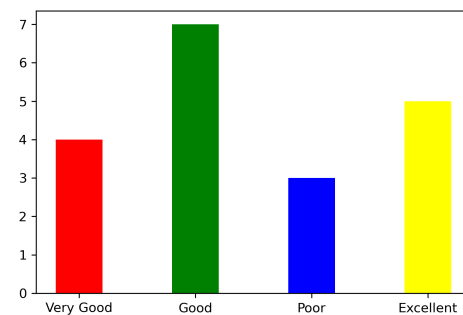
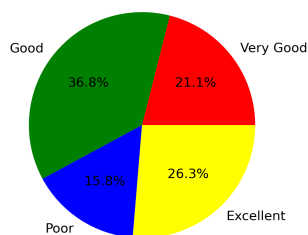
5. Water facility

Excellent [4] =36.84% Very Good [3] =26.32% Good [2] =36.84% Poor [1] =0



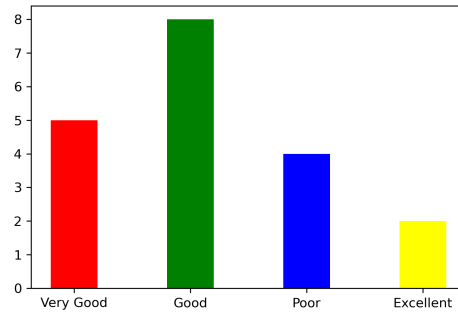
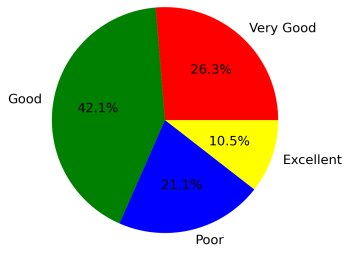
6. Cleanliness and Hygiene

Excellent [4] =26.32% Very Good [3] =21.05% Good [2] =36.84% Poor [1] =15.79%



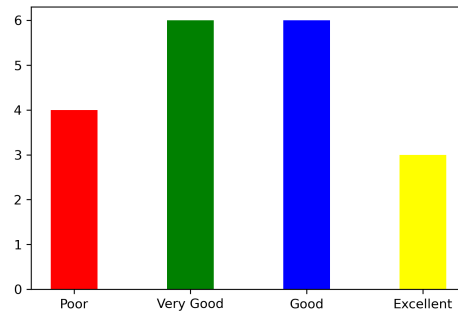
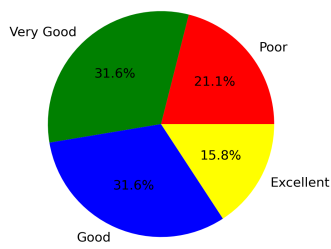
7. Canteen facility

Excellent [4] =10.53% Very Good [3] =26.32% Good [2] =42.11% Poor [1] =21.05%



8. Internet facility

Excellent [4] =15.79% Very Good [3] =31.58% Good [2] =31.58% Poor [1] =21.05%



Summary

Excellent: 23.68%
Very Good: 22.37%
Good: 40.79%
Poor: 13.16%

This is a computer generated statement and does not require a signature.