



## Semester End Feedback

Academic Year: 2022-23

### INFORMATION TECHNOLOGY

(Third Year)

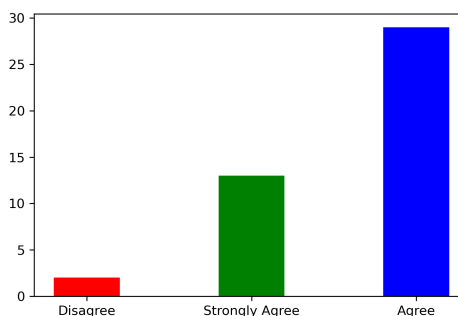
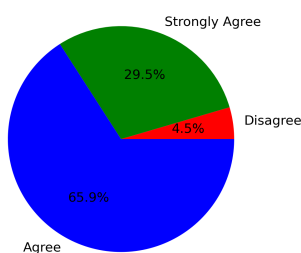
Even Semester

### Feedback on Academics

Total No. of Students participated in the survey: 44

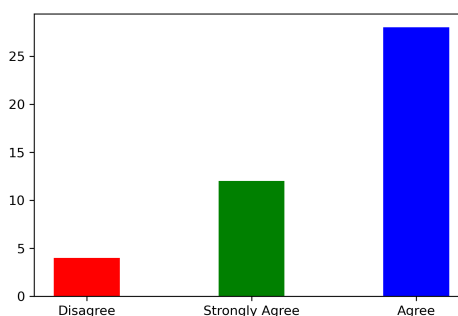
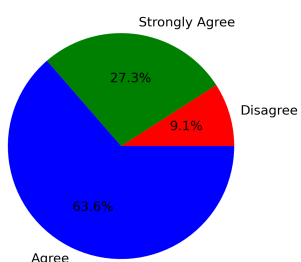
#### 1. Did you acquire any new technical or scientific knowledge?

Strongly Agree [4] =29.55% Agree [3] =65.91% Disagree [2] =4.55% Not sure [1] =0



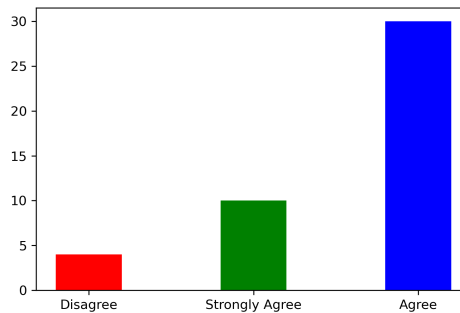
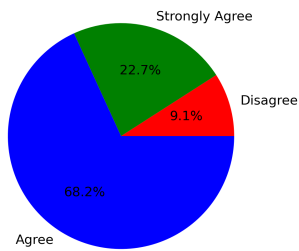
#### 2. Are you able to apply the knowledge and skills you gained in real life problem solving?

Strongly Agree [4] =27.27% Agree [3] =63.64% Disagree [2] =9.09% Not sure [1] =0



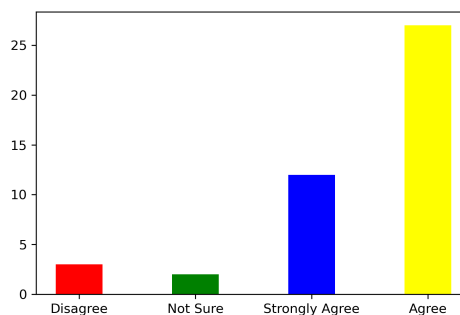
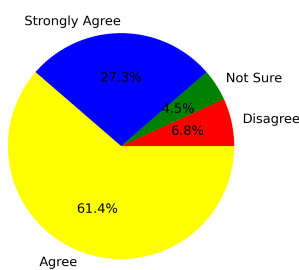
#### 3. Are the subjects you studied relevant to the current industry need?

Strongly Agree [4] =22.73% Agree [3] =68.18% Disagree [2] =9.09% Not sure [1] =0



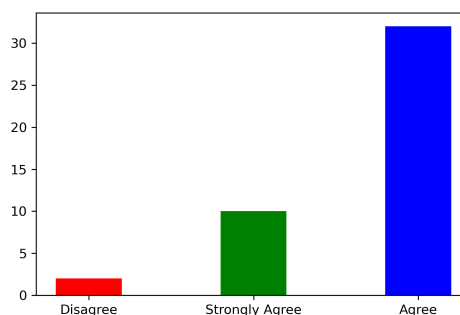
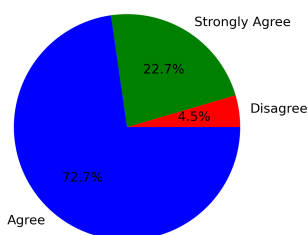
#### 4. Availability and adequacy of modern tools in the laboratories?

Strongly Agree [4] =27.27% Agree [3] =61.36% Disagree [2] =6.82% Not sure [1] =4.55%



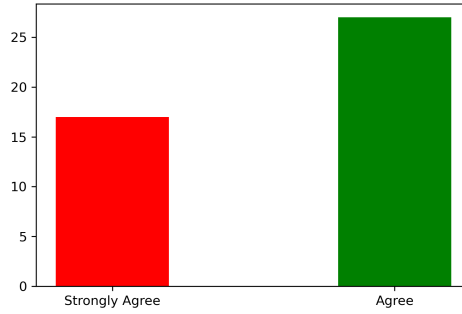
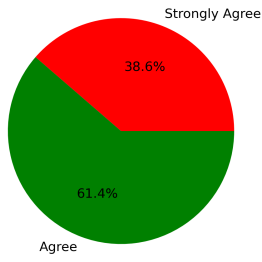
#### 5. Are the experiments/practical prescribed in the subjects/courses helpful for your future?

Strongly Agree [4] =22.73% Agree [3] =72.73% Disagree [2] =4.55% Not sure [1] =0



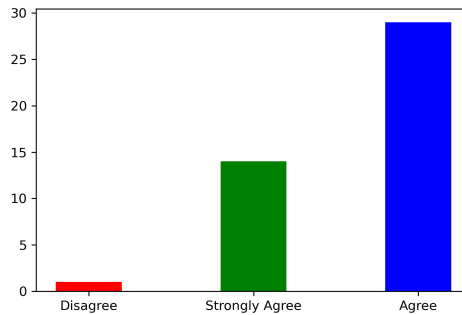
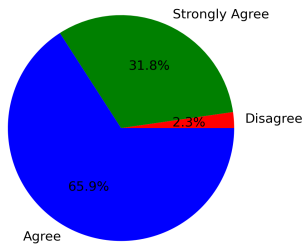
#### 6. How is the mentorship and counselling process in the department?

Strongly Agree [4] =38.64% Agree [3] =61.36% Disagree [2] =0 Not sure [1] =0



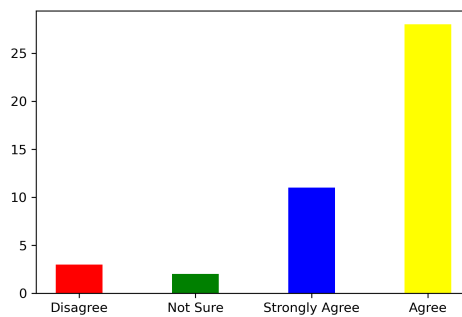
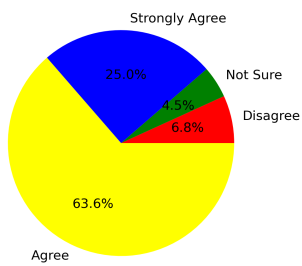
**7. How is the overall learning environment?**

Strongly Agree [4] =31.82% Agree [3] =65.91% Disagree [2] =2.27% Not sure [1] =0



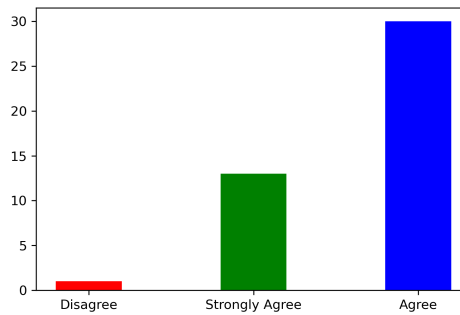
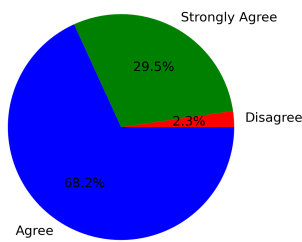
**8. Did you improve your communication skill?**

Strongly Agree [4] =25.0% Agree [3] =63.64% Disagree [2] =6.82% Not sure [1] =4.55%



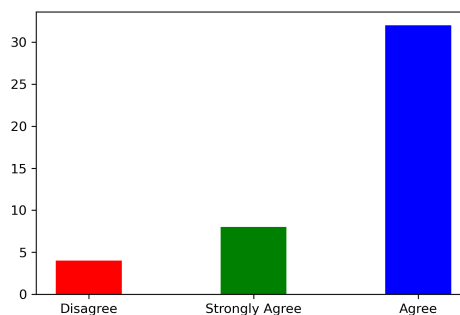
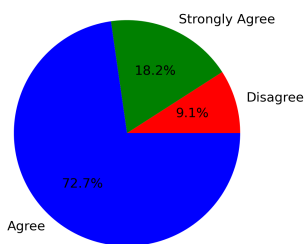
**9. Are the teachers able to demonstrate the required knowledge and skills?**

Strongly Agree [4] =29.55% Agree [3] =68.18% Disagree [2] =2.27% Not sure [1] =0



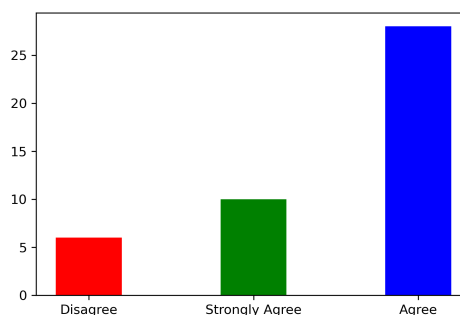
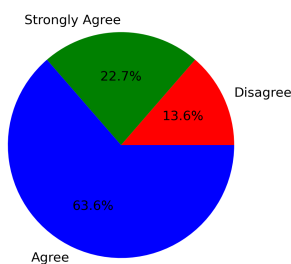
**10. Is the pedagogy used by the teachers effective and interesting?**

Strongly Agree [4] =18.18% Agree [3] =72.73% Disagree [2] =9.09% Not sure [1] =0



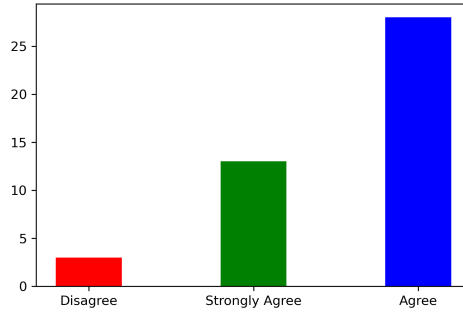
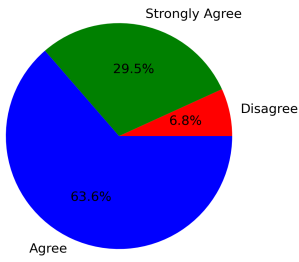
**11. Are the opportunities provided for cocurricular and extracurricular activities?**

Strongly Agree [4] =22.73% Agree [3] =63.64% Disagree [2] =13.64% Not sure [1] =0



**12. Are events (workshop/seminar/webinar etc.) conducted for the holistic development of the students and to bridge industry-academia gap?**

Strongly Agree [4] =29.55% Agree [3] =63.64% Disagree [2] =6.82% Not sure [1] =0



## Summary

Strongly Agree: 27.08%

Agree: 65.91%

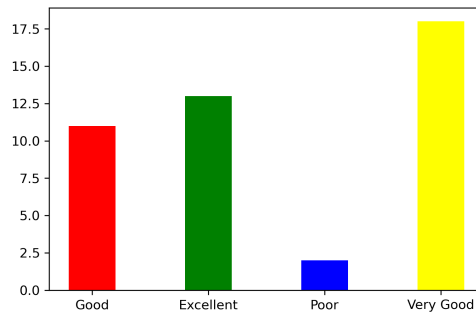
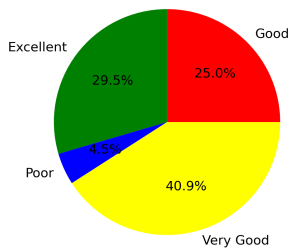
Disagree: 6.25%

Not Sure: 0.76%

## Feedback on Facilities

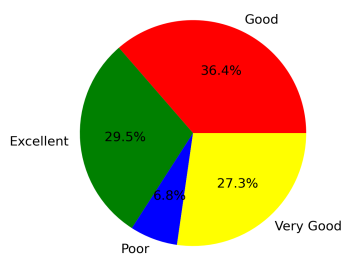
### 1. Laboratory facility

Excellent [4] =29.55% Very Good [3] =40.91% Good [2] =25.0% Poor [1] =4.55%



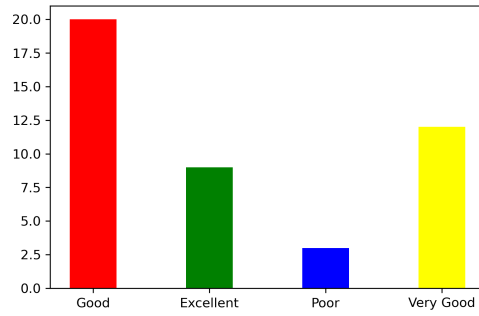
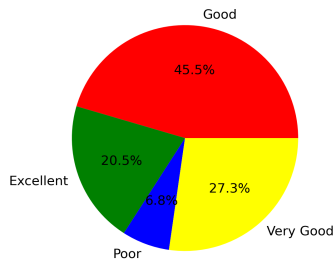
### 2. Library facility

Excellent [4] =29.55% Very Good [3] =27.27% Good [2] =36.36% Poor [1] =6.82%



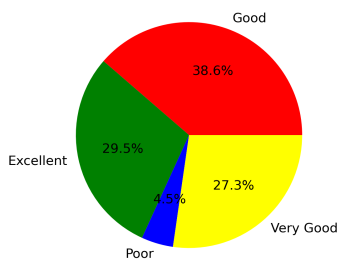
### 3. Hostel facility (if applicable)

Excellent [4] =20.45% Very Good [3] =27.27% Good [2] =45.45% Poor [1] =6.82%



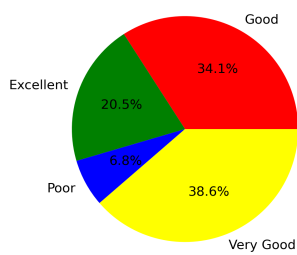
### 4. Sports facility

Excellent [4] =29.55% Very Good [3] =27.27% Good [2] =38.64% Poor [1] =4.55%



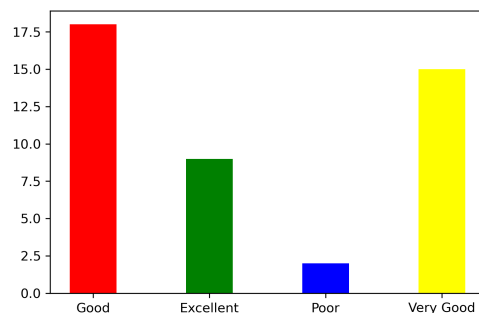
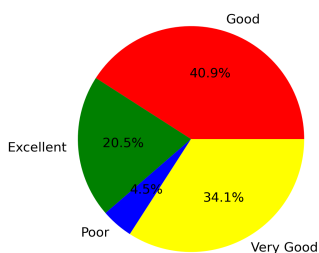
### 5. Water facility

Excellent [4] =20.45% Very Good [3] =38.64% Good [2] =34.09% Poor [1] =6.82%



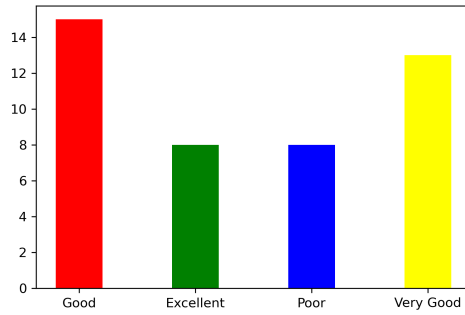
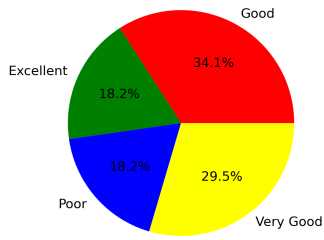
### 6. Cleanliness and Hygiene

Excellent [4] =20.45% Very Good [3] =34.09% Good [2] =40.91% Poor [1] =4.55%



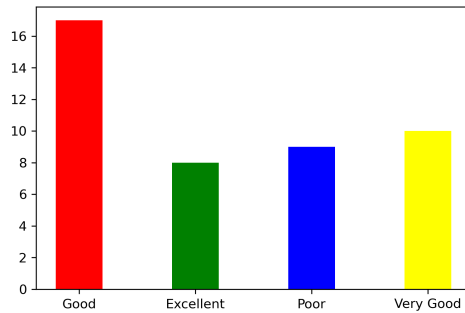
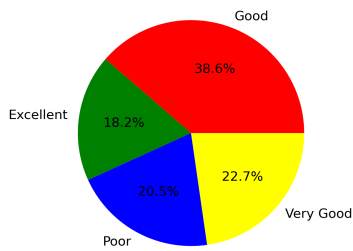
### 7. Canteen facility

Excellent [4] =18.18% Very Good [3] =29.55% Good [2] =34.09% Poor [1] =18.18%



## 8. Internet facility

Excellent [4] =18.18% Very Good [3] =22.73% Good [2] =38.64% Poor [1] =20.45%



---

## Summary

Excellent: 23.3%  
Very Good: 30.97%  
Good: 36.65%  
Poor: 9.09%

---

**This is a computer generated statement and does not require a signature.**