



Semester End Feedback

Academic Year: 2022-23

ELECTRICAL ENGINEERING

(Third Year)

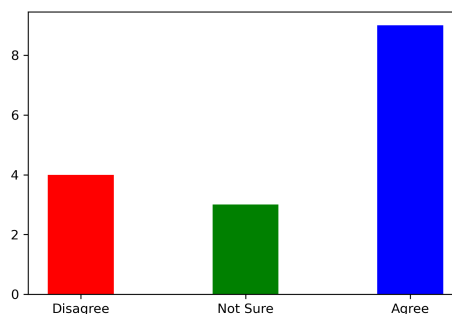
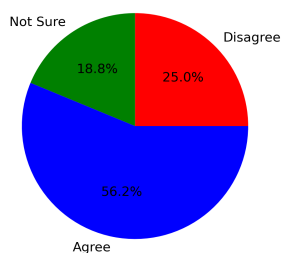
Even Semester

Feedback on Academics

Total No. of Students participated in the survey: 16

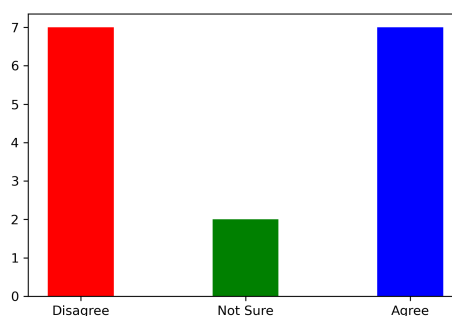
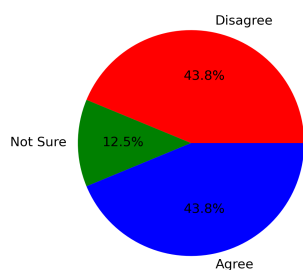
1. Did you acquire any new technical or scientific knowledge?

Strongly Agree [4] =0 Agree [3] =56.25% Disagree [2] =25.0% Not sure [1] =18.75%



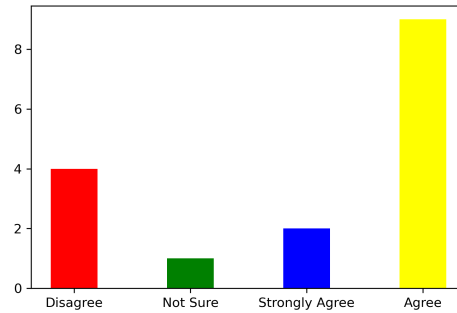
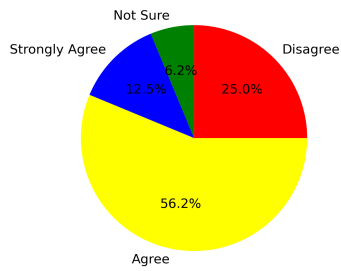
2. Are you able to apply the knowledge and skills you gained in real life problem solving?

Strongly Agree [4] =0 Agree [3] =43.75% Disagree [2] =43.75% Not sure [1] =12.5%



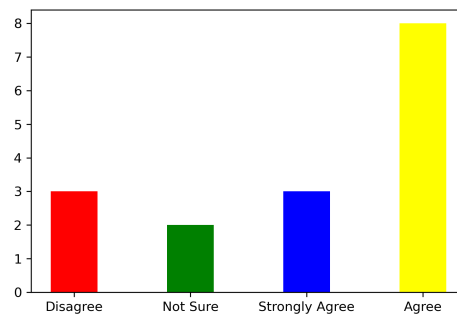
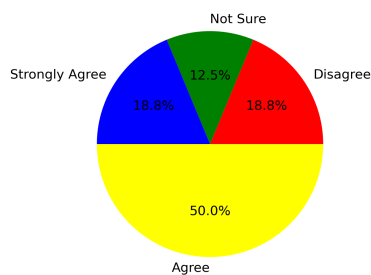
3. Are the subjects you studied relevant to the current industry need?

Strongly Agree [4] =12.5% Agree [3] =56.25% Disagree [2] =25.0% Not sure [1] =6.25%



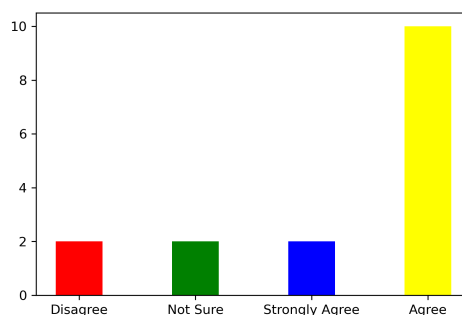
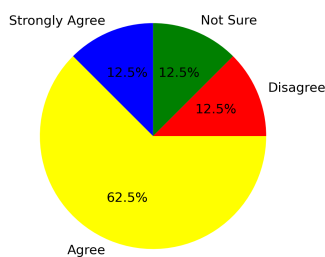
4. Availability and adequacy of modern tools in the laboratories?

Strongly Agree [4] = 18.75% Agree [3] = 50.0% Disagree [2] = 18.75% Not sure [1] = 12.5%



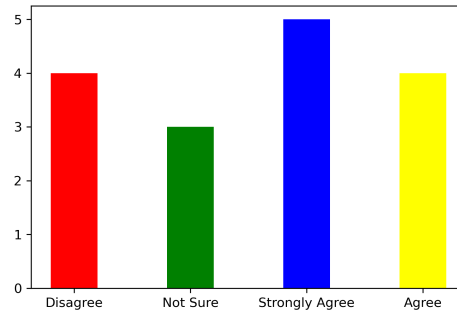
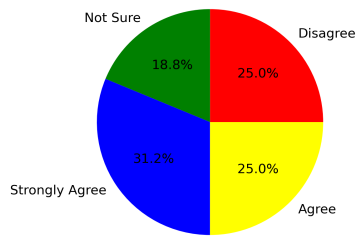
5. Are the experiments/practical prescribed in the subjects/courses helpful for your future?

Strongly Agree [4] = 12.5% Agree [3] = 62.5% Disagree [2] = 12.5% Not sure [1] = 12.5%



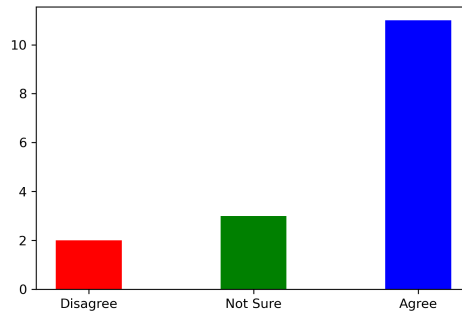
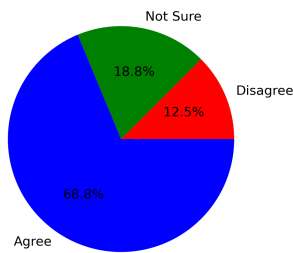
6. How is the mentorship and counselling process in the department?

Strongly Agree [4] = 31.25% Agree [3] = 25.0% Disagree [2] = 25.0% Not sure [1] = 18.75%



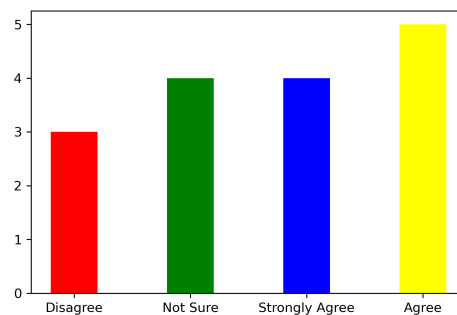
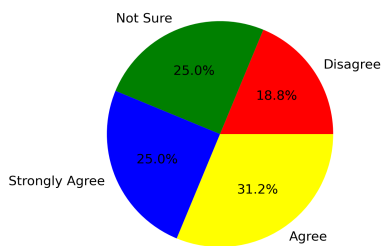
7. How is the overall learning environment?

Strongly Agree [4] = 0 Agree [3] = 68.75% Disagree [2] = 12.5% Not sure [1] = 18.75%



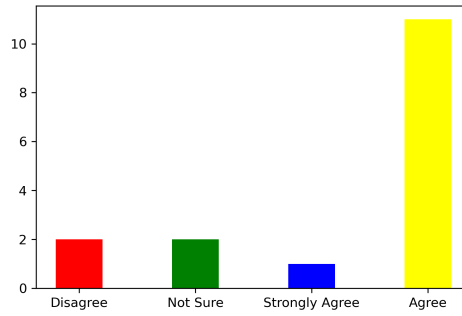
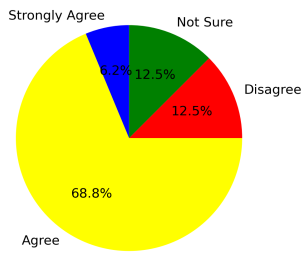
8. Did you improve your communication skill?

Strongly Agree [4] = 25.0% Agree [3] = 31.25% Disagree [2] = 18.75% Not sure [1] = 25.0%



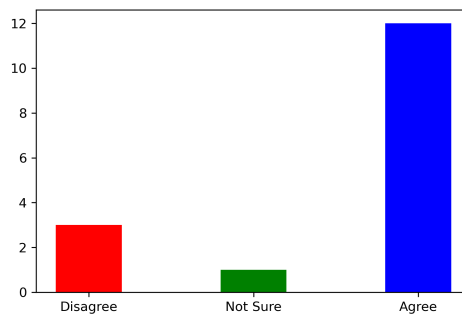
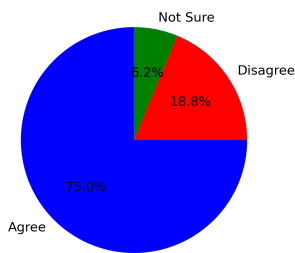
9. Are the teachers able to demonstrate the required knowledge and skills?

Strongly Agree [4] = 6.25% Agree [3] = 68.75% Disagree [2] = 12.5% Not sure [1] = 12.5%



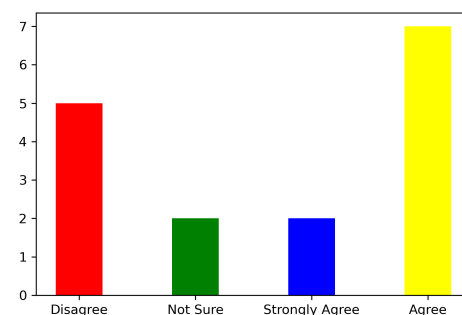
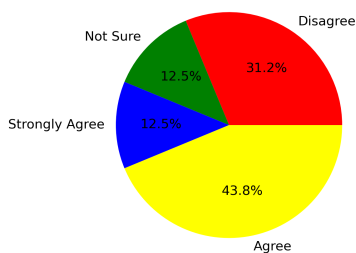
10. Is the pedagogy used by the teachers effective and interesting?

Strongly Agree [4] = 0 Agree [3] = 75.0% Disagree [2] = 18.75% Not sure [1] = 6.25%



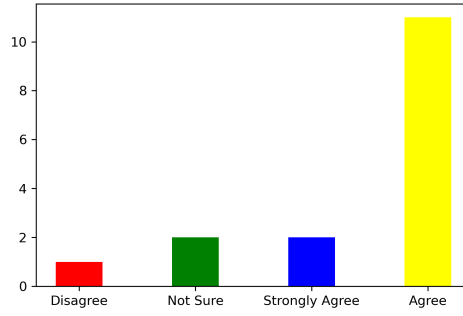
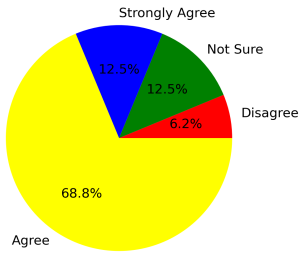
11. Are the opportunities provided for cocurricular and extracurricular activities?

Strongly Agree [4] = 12.5% Agree [3] = 43.75% Disagree [2] = 31.25% Not sure [1] = 12.5%



12. Are events (workshop/seminar/webinar etc.) conducted for the holistic development of the students and to bridge industry-academia gap?

Strongly Agree [4] = 12.5% Agree [3] = 68.75% Disagree [2] = 6.25% Not sure [1] = 12.5%



Summary

Strongly Agree: 10.94%

Agree: 54.17%

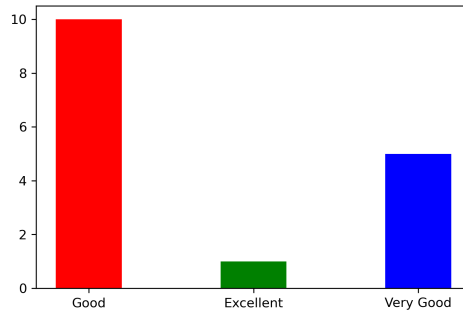
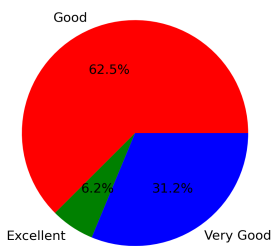
Disagree: 20.83%

Not Sure: 14.06%

Feedback on Facilities

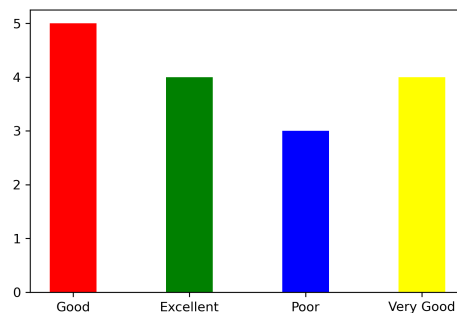
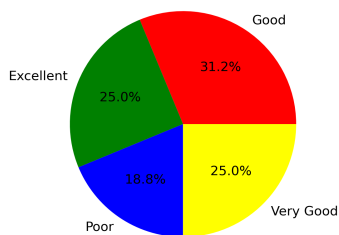
1. Laboratory facility

Excellent [4] =6.25% Very Good [3] =31.25% Good [2] =62.5% Poor [1] =0



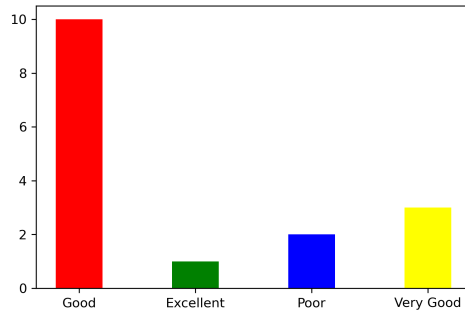
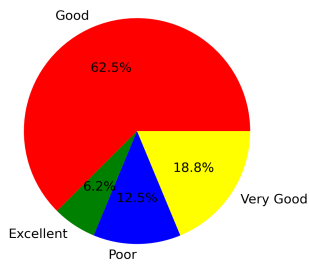
2. Library facility

Excellent [4] =25.0% Very Good [3] =25.0% Good [2] =31.25% Poor [1] =18.75%



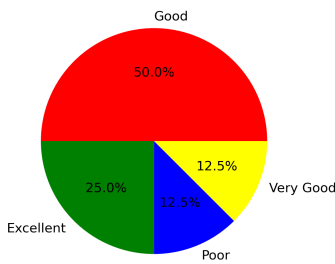
3. Hostel facility (if applicable)

Excellent [4] =6.25% Very Good [3] =18.75% Good [2] =62.5% Poor [1] =12.5%



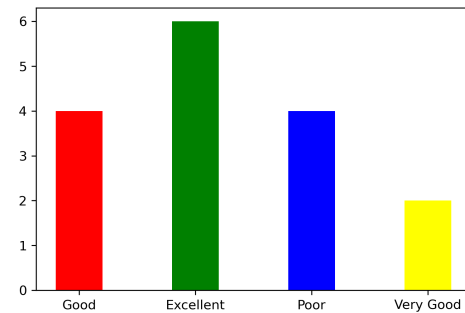
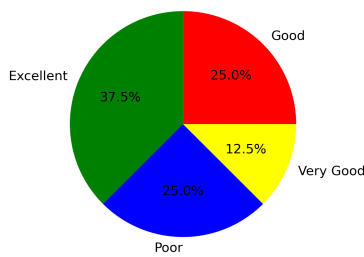
4. Sports facility

Excellent [4] =25.0% Very Good [3] =12.5% Good [2] =50.0% Poor [1] =12.5%



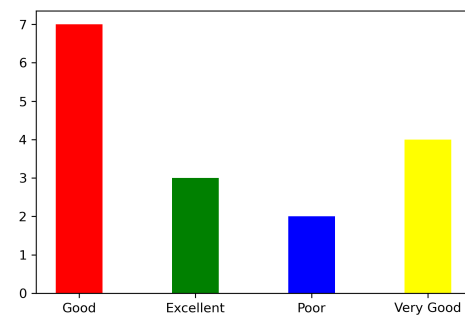
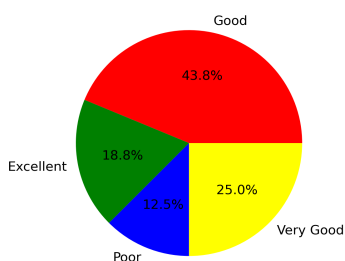
5. Water facility

Excellent [4] =37.5% Very Good [3] =12.5% Good [2] =25.0% Poor [1] =25.0%



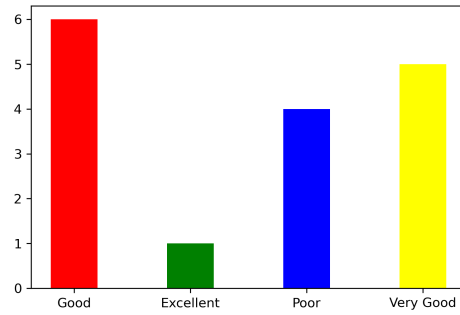
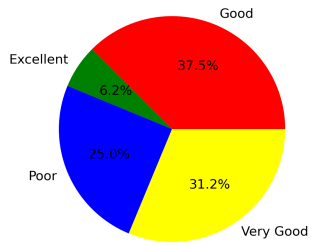
6. Cleanliness and Hygiene

Excellent [4] =18.75% Very Good [3] =25.0% Good [2] =43.75% Poor [1] =12.5%



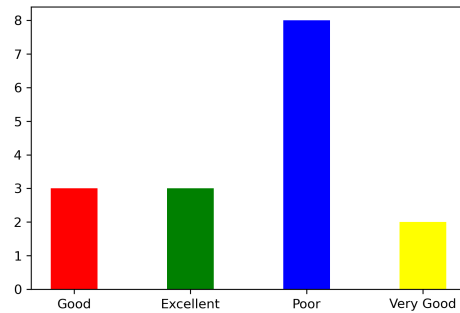
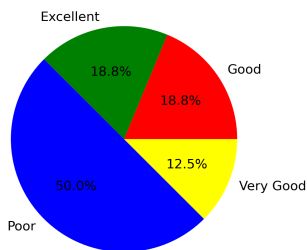
7. Canteen facility

Excellent [4] =6.25% Very Good [3] =31.25% Good [2] =37.5% Poor [1] =25.0%



8. Internet facility

Excellent [4] =18.75% Very Good [3] =12.5% Good [2] =18.75% Poor [1] =50.0%



Summary

Excellent: 17.97%
Very Good: 21.09%
Good: 41.41%
Poor: 19.53%

This is a computer generated statement and does not require a signature.