



Semester End Feedback

Academic Year: 2022-23

COMPUTER SCIENCE ENGINEERING

(Third Year)

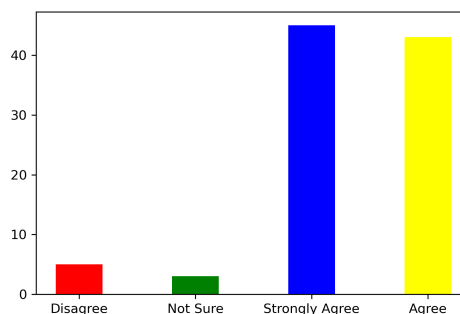
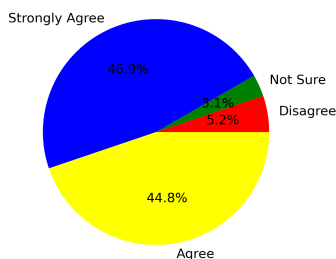
Even Semester

Feedback on Academics

Total No. of Students participated in the survey: 96

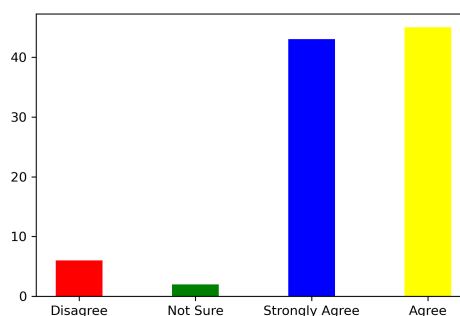
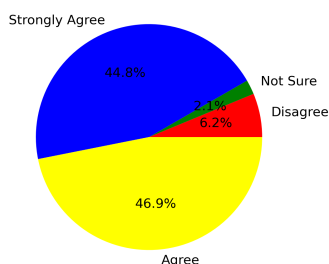
1. Did you acquire any new technical or scientific knowledge?

Strongly Agree [4] =46.88% Agree [3] =44.79% Disagree [2] =5.21% Not sure [1] =3.12%



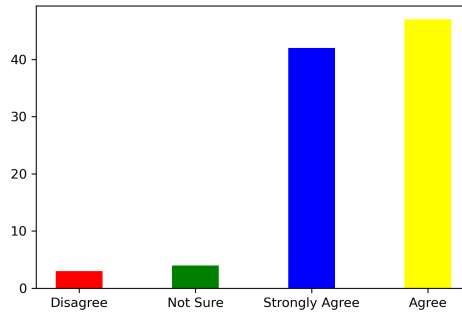
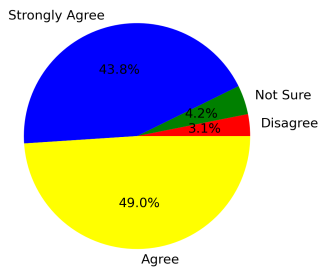
2. Are you able to apply the knowledge and skills you gained in real life problem solving?

Strongly Agree [4] =44.79% Agree [3] =46.88% Disagree [2] =6.25% Not sure [1] =2.08%



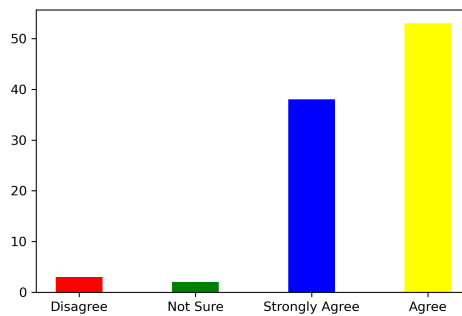
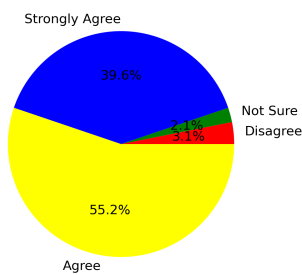
3. Are the subjects you studied relevant to the current industry need?

Strongly Agree [4] =43.75% Agree [3] =48.96% Disagree [2] =3.12% Not sure [1] =4.17%



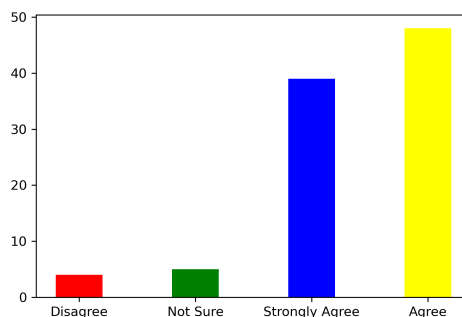
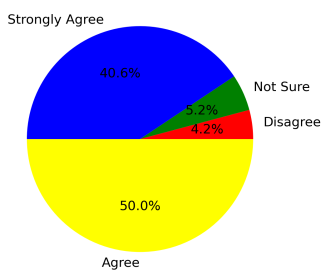
4. Availability and adequacy of modern tools in the laboratories?

Strongly Agree [4] =39.58% Agree [3] =55.21% Disagree [2] =3.12% Not sure [1] =2.08%



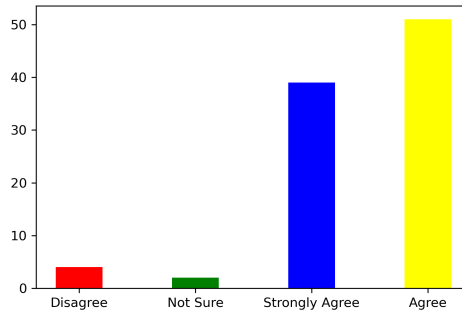
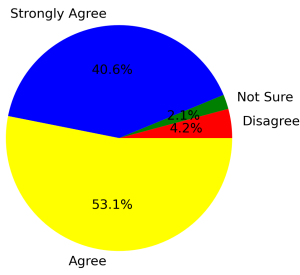
5. Are the experiments/practical prescribed in the subjects/courses helpful for your future?

Strongly Agree [4] =40.62% Agree [3] =50.0% Disagree [2] =4.17% Not sure [1] =5.21%



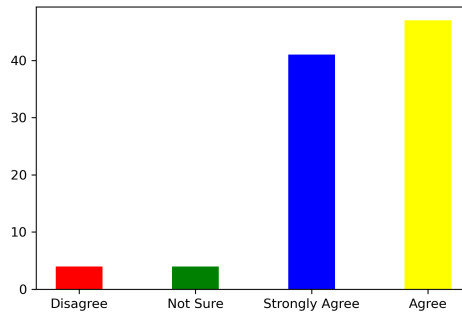
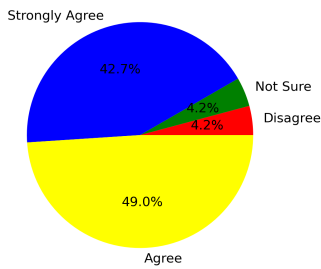
6. How is the mentorship and counselling process in the department?

Strongly Agree [4] =40.62% Agree [3] =53.12% Disagree [2] =4.17% Not sure [1] =2.08%



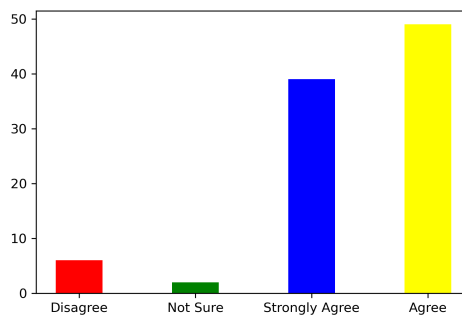
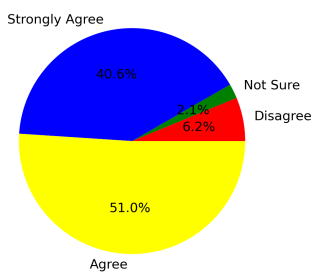
7. How is the overall learning environment?

Strongly Agree [4] =42.71% Agree [3] =48.96% Disagree [2] =4.17% Not sure [1] =4.17%



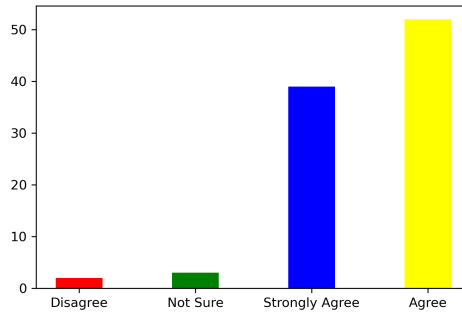
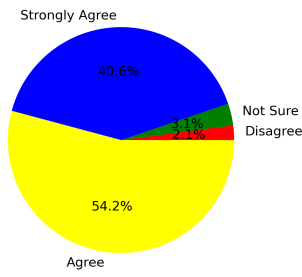
8. Did you improve your communication skill?

Strongly Agree [4] =40.62% Agree [3] =51.04% Disagree [2] =6.25% Not sure [1] =2.08%



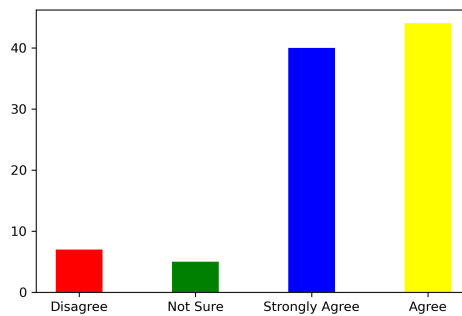
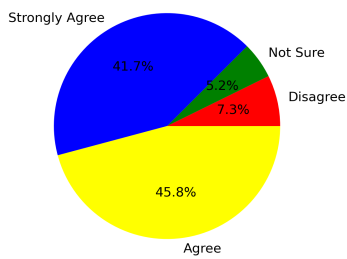
9. Are the teachers able to demonstrate the required knowledge and skills?

Strongly Agree [4] =40.62% Agree [3] =54.17% Disagree [2] =2.08% Not sure [1] =3.12%



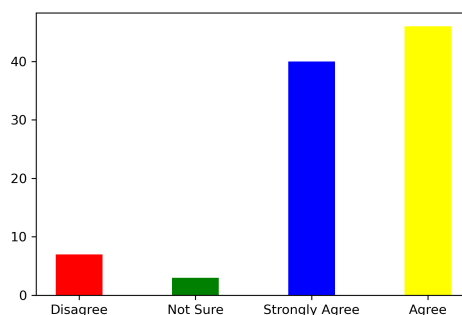
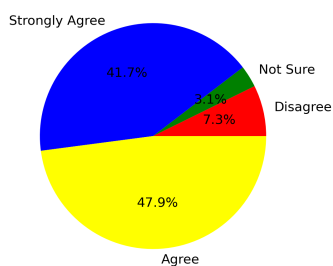
10. Is the pedagogy used by the teachers effective and interesting?

Strongly Agree [4] =41.67% Agree [3] =45.83% Disagree [2] =7.29% Not sure [1] =5.21%



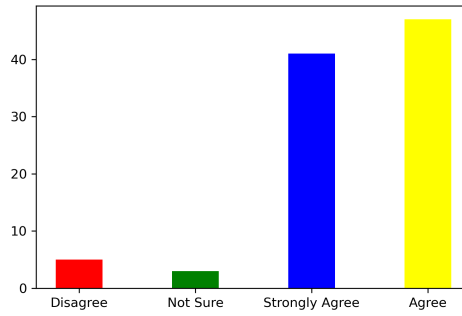
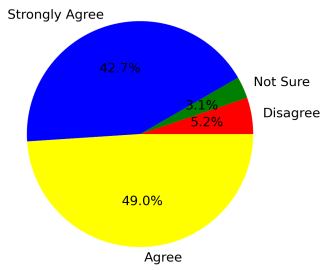
11. Are the opportunities provided for cocurricular and extracurricular activities?

Strongly Agree [4] =41.67% Agree [3] =47.92% Disagree [2] =7.29% Not sure [1] =3.12%



12. Are events (workshop/seminar/webinar etc.) conducted for the holistic development of the students and to bridge industry-academia gap?

Strongly Agree [4] =42.71% Agree [3] =48.96% Disagree [2] =5.21% Not sure [1] =3.12%



Summary

Strongly Agree: 42.19%

Agree: 49.65%

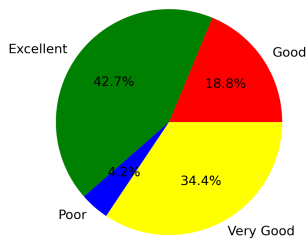
Disagree: 4.86%

Not Sure: 3.3%

Feedback on Facilities

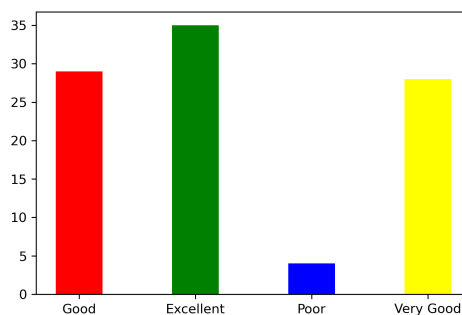
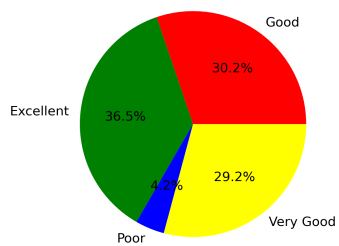
1. Laboratory facility

Excellent [4] =42.71% Very Good [3] =34.38% Good [2] =18.75% Poor [1] =4.17%



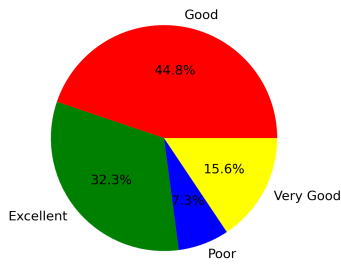
2. Library facility

Excellent [4] =36.46% Very Good [3] =29.17% Good [2] =30.21% Poor [1] =4.17%



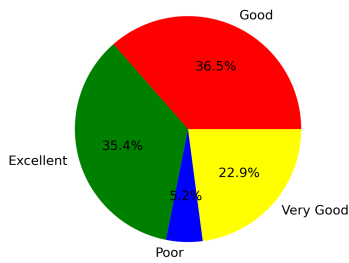
3. Hostel facility (if applicable)

Excellent [4] =32.29% Very Good [3] =15.62% Good [2] =44.79% Poor [1] =7.29%



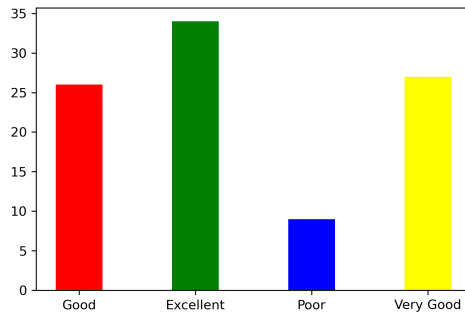
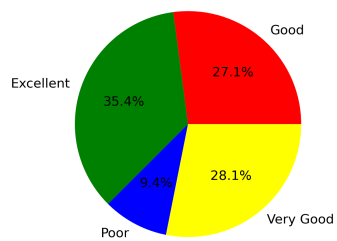
4. Sports facility

Excellent [4] =35.42% Very Good [3] =22.92% Good [2] =36.46% Poor [1] =5.21%



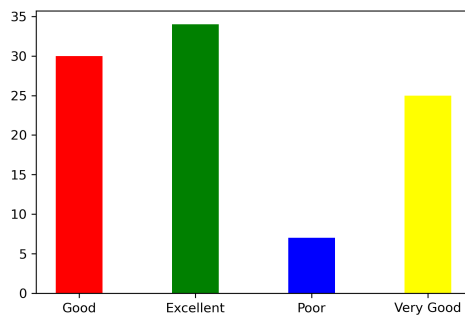
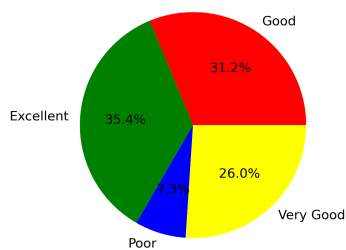
5. Water facility

Excellent [4] =35.42% Very Good [3] =28.12% Good [2] =27.08% Poor [1] =9.38%



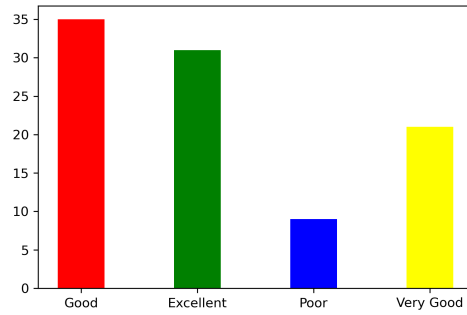
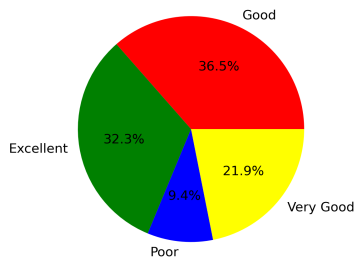
6. Cleanliness and Hygiene

Excellent [4] =35.42% Very Good [3] =26.04% Good [2] =31.25% Poor [1] =7.29%



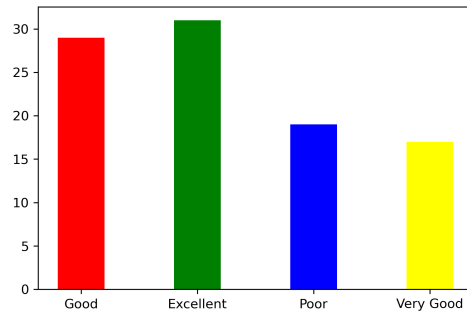
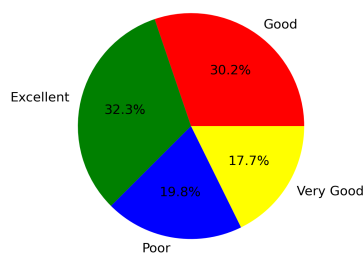
7. Canteen facility

Excellent [4] =32.29% Very Good [3] =21.88% Good [2] =36.46% Poor [1] =9.38%



8. Internet facility

Excellent [4] =32.29% Very Good [3] =17.71% Good [2] =30.21% Poor [1] =19.79%



Summary

Excellent: 35.29%
Very Good: 24.48%
Good: 31.9%
Poor: 8.33%

This is a computer generated statement and does not require a signature.