



## Semester End Feedback

Academic Year: 2022-23

CIVIL ENGINEERING

(Third Year)

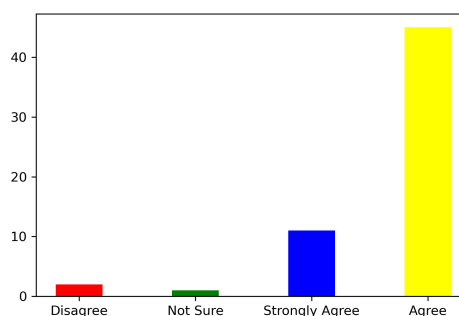
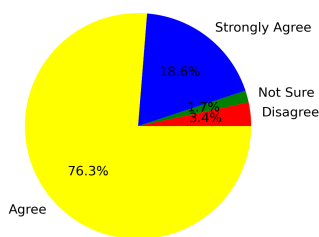
Even Semester

## Feedback on Academics

Total No. of Students participated in the survey: 59

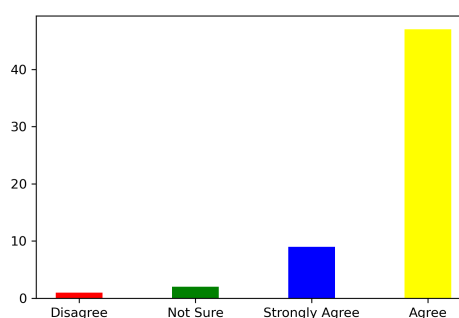
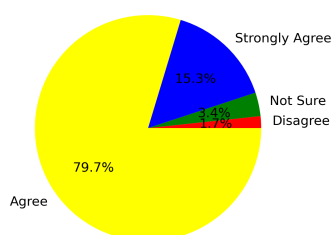
### 1. Did you acquire any new technical or scientific knowledge?

Strongly Agree [4] =18.64% Agree [3] =76.27% Disagree [2] =3.39% Not sure [1] =1.69%



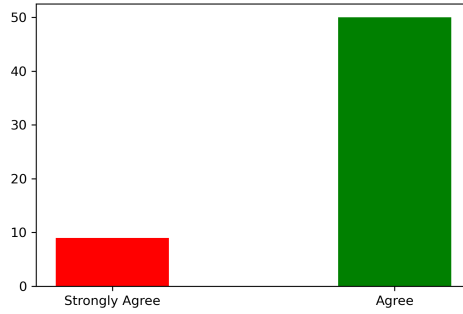
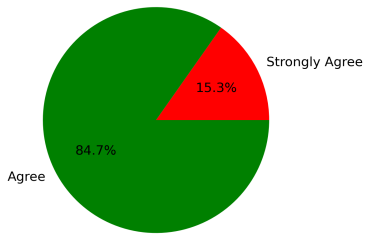
### 2. Are you able to apply the knowledge and skills you gained in real life problem solving?

Strongly Agree [4] =15.25% Agree [3] =79.66% Disagree [2] =1.69% Not sure [1] =3.39%



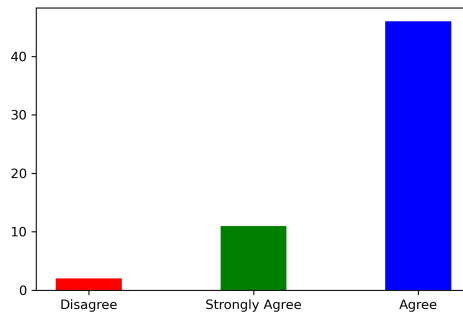
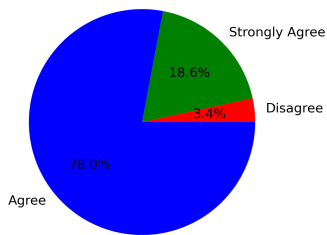
### 3. Are the subjects you studied relevant to the current industry need?

Strongly Agree [4] =15.25% Agree [3] =84.75% Disagree [2] =0 Not sure [1] =0



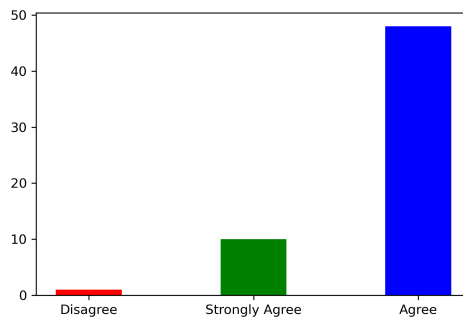
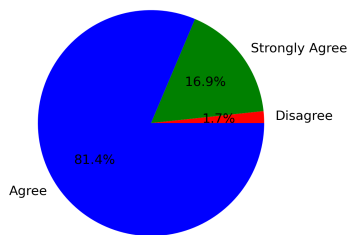
#### 4. Availability and adequacy of modern tools in the laboratories?

Strongly Agree [4] =18.64% Agree [3] =77.97% Disagree [2] =3.39% Not sure [1] =0



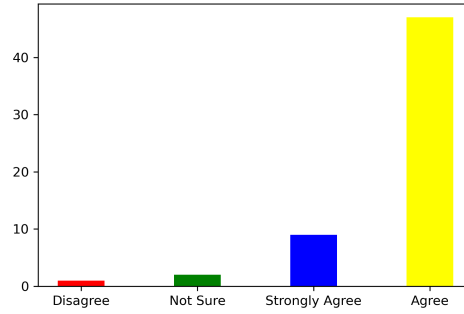
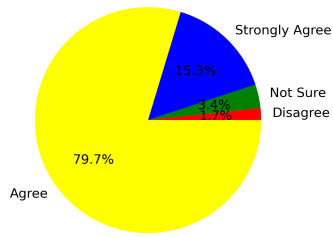
#### 5. Are the experiments/practical prescribed in the subjects/courses helpful for your future?

Strongly Agree [4] =16.95% Agree [3] =81.36% Disagree [2] =1.69% Not sure [1] =0



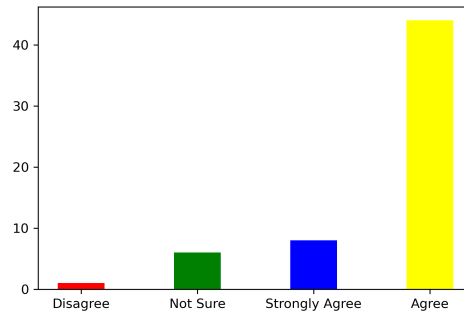
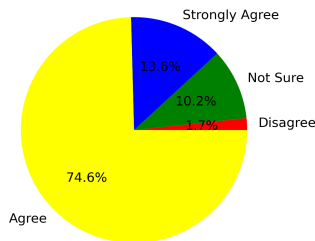
#### 6. How is the mentorship and counselling process in the department?

Strongly Agree [4] =15.25% Agree [3] =79.66% Disagree [2] =1.69% Not sure [1] =3.39%



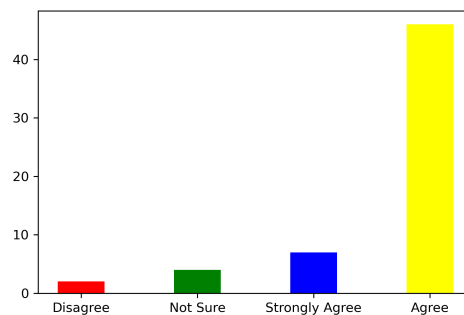
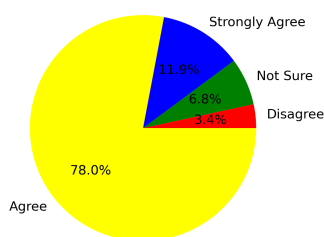
### 7. How is the overall learning environment?

Strongly Agree [4] =13.56% Agree [3] =74.58% Disagree [2] =1.69% Not sure [1] =10.17%



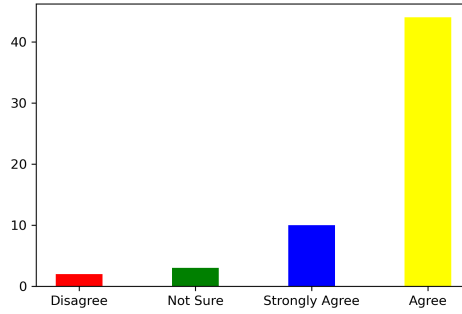
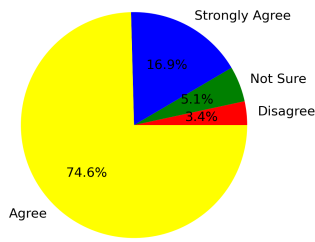
### 8. Did you improve your communication skill?

Strongly Agree [4] =11.86% Agree [3] =77.97% Disagree [2] =3.39% Not sure [1] =6.78%



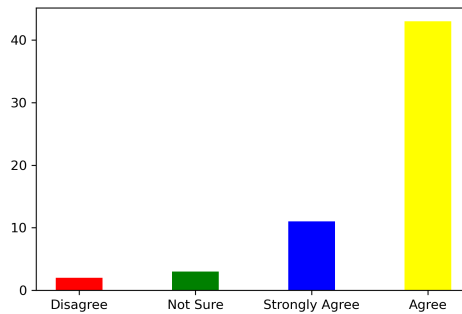
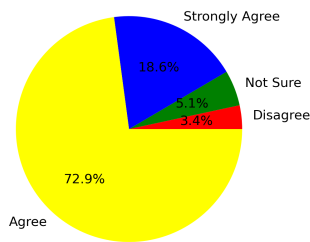
### 9. Are the teachers able to demonstrate the required knowledge and skills?

Strongly Agree [4] =16.95% Agree [3] =74.58% Disagree [2] =3.39% Not sure [1] =5.08%



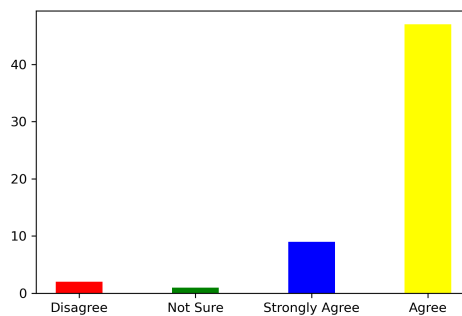
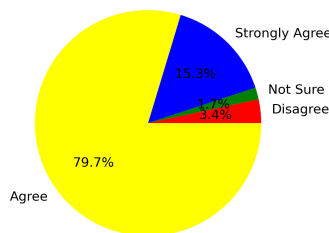
**10. Is the pedagogy used by the teachers effective and interesting?**

Strongly Agree [4] =18.64% Agree [3] =72.88% Disagree [2] =3.39% Not sure [1] =5.08%



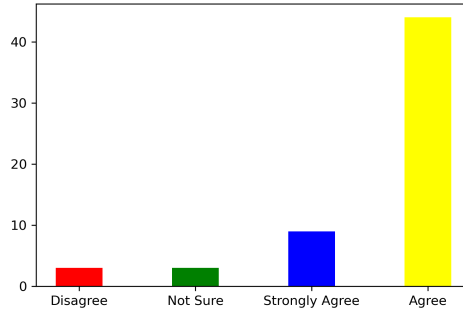
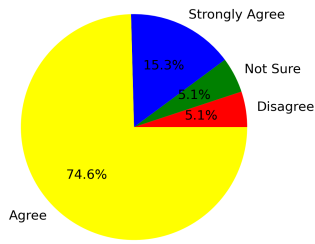
**11. Are the opportunities provided for cocurricular and extracurricular activities?**

Strongly Agree [4] =15.25% Agree [3] =79.66% Disagree [2] =3.39% Not sure [1] =1.69%



**12. Are events (workshop/seminar/webinar etc.) conducted for the holistic development of the students and to bridge industry-academia gap?**

Strongly Agree [4] =15.25% Agree [3] =74.58% Disagree [2] =5.08% Not sure [1] =5.08%




---

## Summary

Strongly Agree: 15.96%

Agree: 77.82%

Disagree: 2.68%

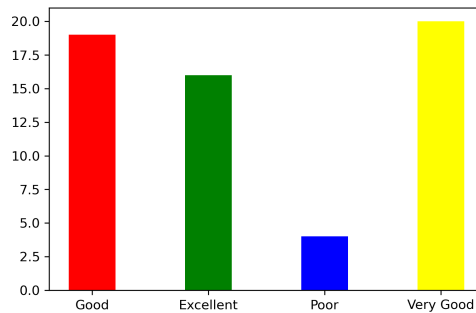
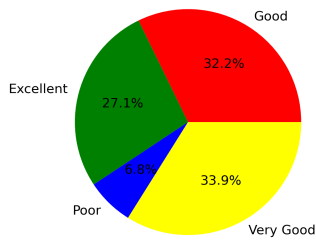
Not Sure: 3.53%

---

## Feedback on Facilities

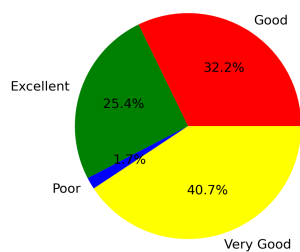
### 1. Laboratory facility

Excellent [4] =27.12% Very Good [3] =33.9% Good [2] =32.2% Poor [1] =6.78%



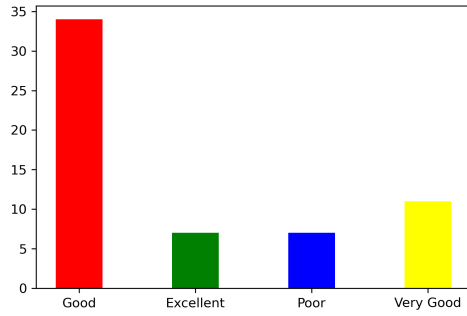
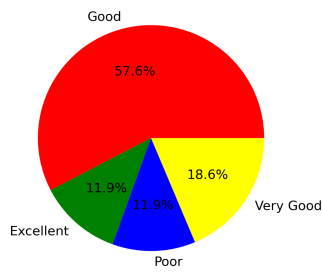
### 2. Library facility

Excellent [4] =25.42% Very Good [3] =40.68% Good [2] =32.2% Poor [1] =1.69%



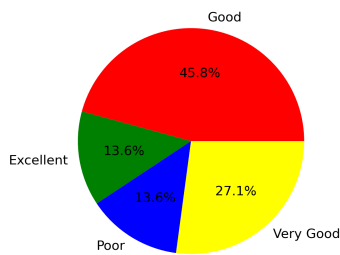
### 3. Hostel facility (if applicable)

Excellent [4] =11.86% Very Good [3] =18.64% Good [2] =57.63% Poor [1] =11.86%



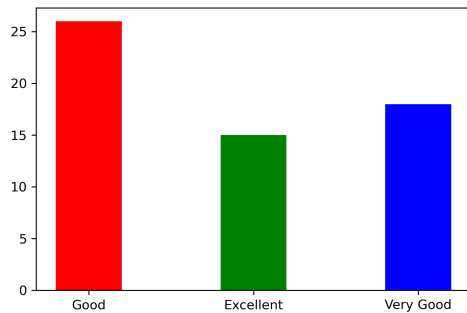
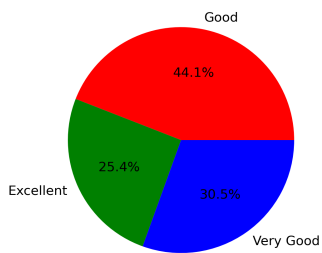
### 4. Sports facility

Excellent [4] =13.56% Very Good [3] =27.12% Good [2] =45.76% Poor [1] =13.56%



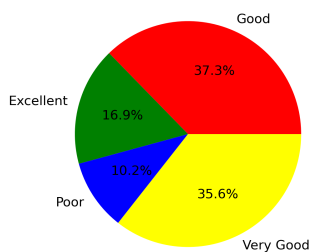
### 5. Water facility

Excellent [4] =25.42% Very Good [3] =30.51% Good [2] =44.07% Poor [1] =0



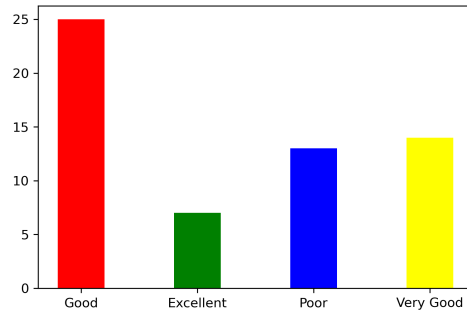
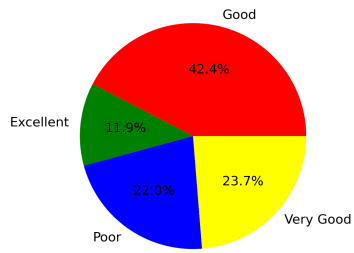
### 6. Cleanliness and Hygiene

Excellent [4] =16.95% Very Good [3] =35.59% Good [2] =37.29% Poor [1] =10.17%



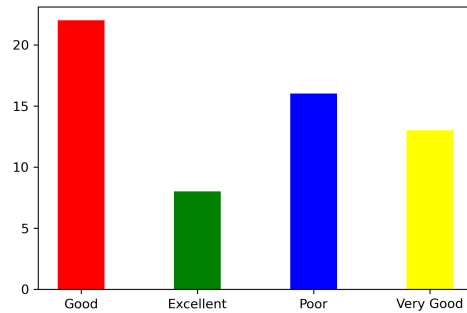
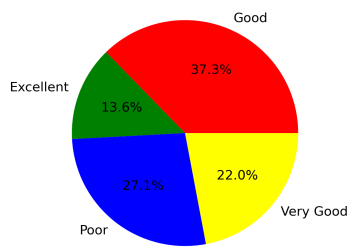
### 7. Canteen facility

Excellent [4] =11.86% Very Good [3] =23.73% Good [2] =42.37% Poor [1] =22.03%



## 8. Internet facility

Excellent [4] =13.56% Very Good [3] =22.03% Good [2] =37.29% Poor [1] =27.12%



---

## Summary

Excellent: 18.22%  
Very Good: 29.03%  
Good: 41.1%  
Poor: 11.65%

---

**This is a computer generated statement and does not require a signature.**