



## Semester End Feedback

Academic Year: 2022-23

### MASTER OF COMPUTER APPLICATIONS

(Second Year)

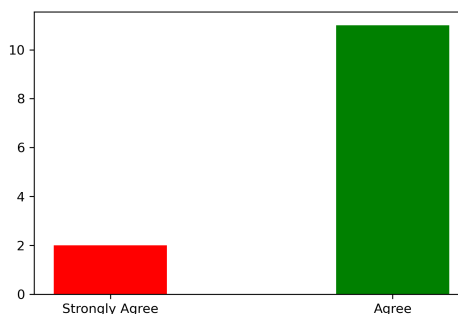
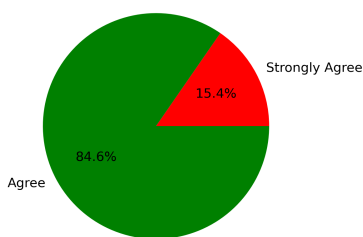
Even Semester

### Feedback on Academics

Total No. of Students participated in the survey: 13

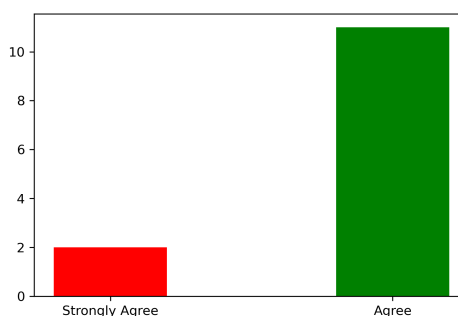
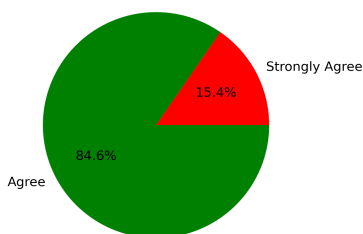
#### 1. Did you acquire any new technical or scientific knowledge?

Strongly Agree [4] =15.38% Agree [3] =84.62% Disagree [2] =0 Not sure [1] =0



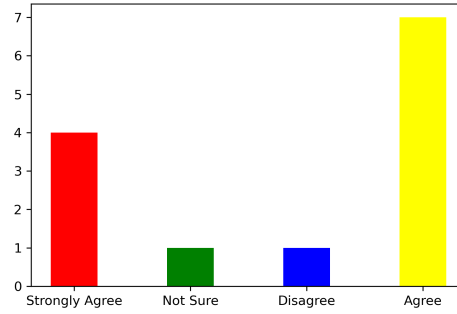
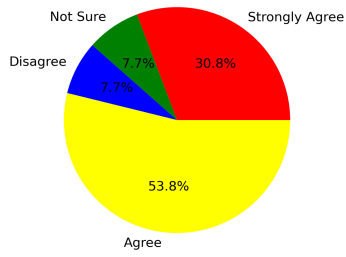
#### 2. Are you able to apply the knowledge and skills you gained in real life problem solving?

Strongly Agree [4] =15.38% Agree [3] =84.62% Disagree [2] =0 Not sure [1] =0



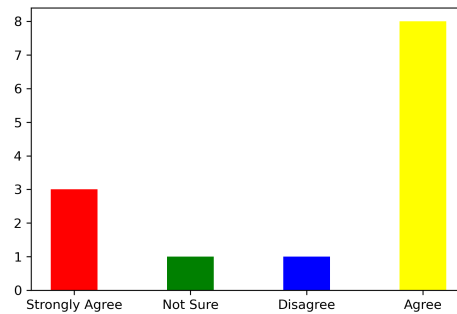
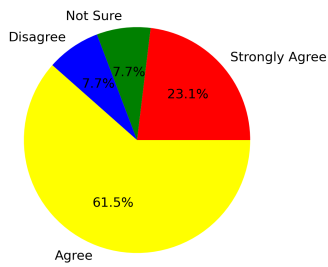
#### 3. Are the subjects you studied relevant to the current industry need?

Strongly Agree [4] =30.77% Agree [3] =53.85% Disagree [2] =7.69% Not sure [1] =7.69%



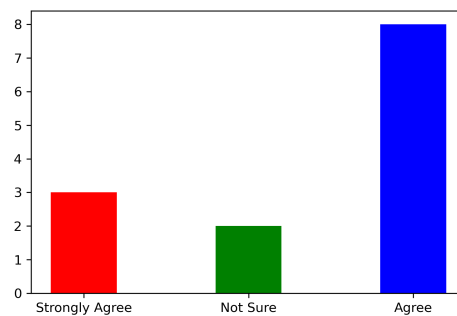
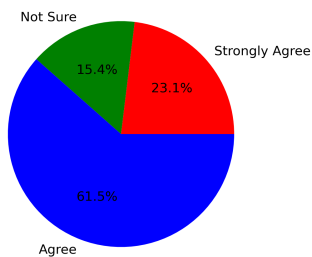
#### 4. Availability and adequacy of modern tools in the laboratories?

Strongly Agree [4] =23.08% Agree [3] =61.54% Disagree [2] =7.69% Not sure [1] =7.69%



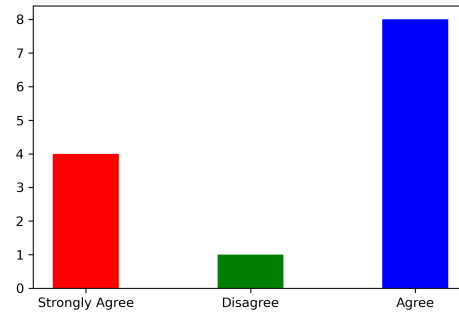
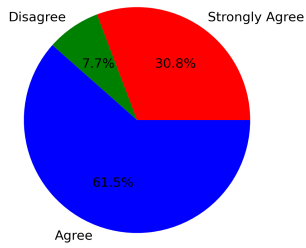
#### 5. Are the experiments/practical prescribed in the subjects/courses helpful for your future?

Strongly Agree [4] =23.08% Agree [3] =61.54% Disagree [2] =0 Not sure [1] =15.38%



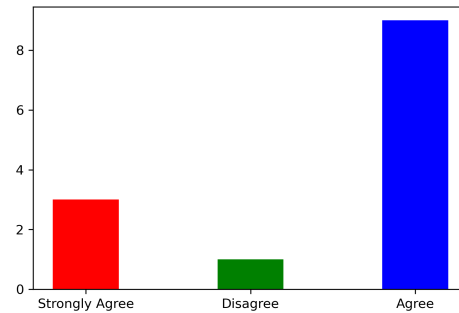
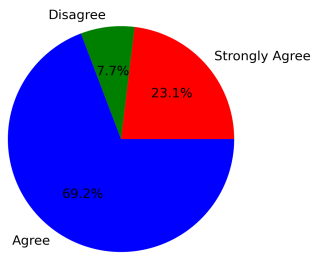
#### 6. How is the mentorship and counselling process in the department?

Strongly Agree [4] =30.77% Agree [3] =61.54% Disagree [2] =7.69% Not sure [1] =0



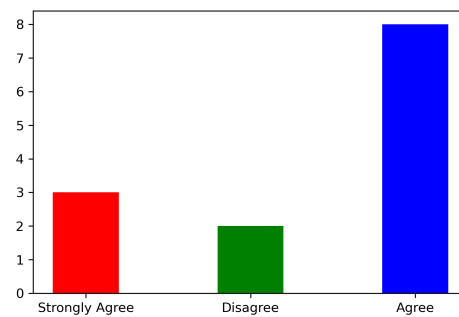
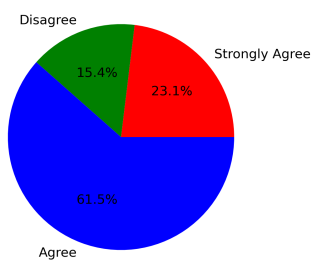
### 7. How is the overall learning environment?

Strongly Agree [4] =23.08% Agree [3] =69.23% Disagree [2] =7.69% Not sure [1] =0



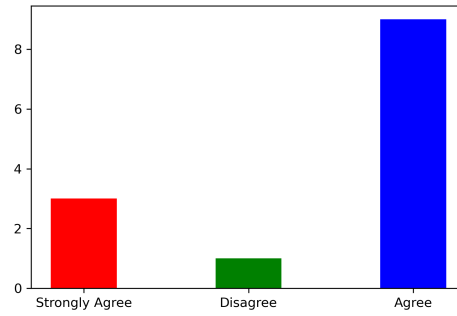
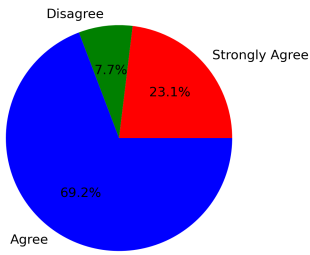
### 8. Did you improve your communication skill?

Strongly Agree [4] =23.08% Agree [3] =61.54% Disagree [2] =15.38% Not sure [1] =0



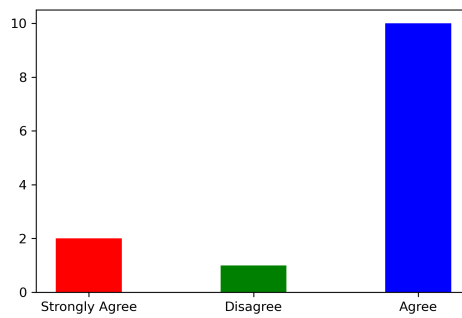
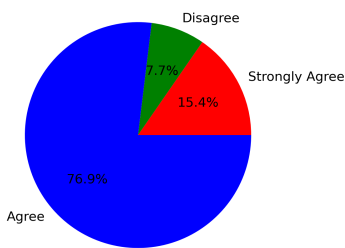
### 9. Are the teachers able to demonstrate the required knowledge and skills?

Strongly Agree [4] =23.08% Agree [3] =69.23% Disagree [2] =7.69% Not sure [1] =0



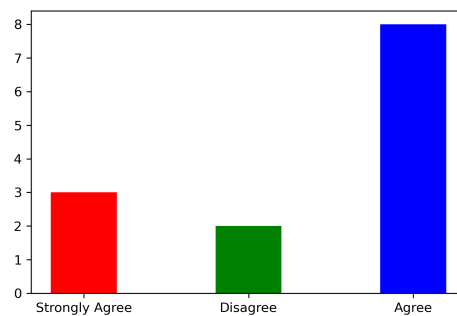
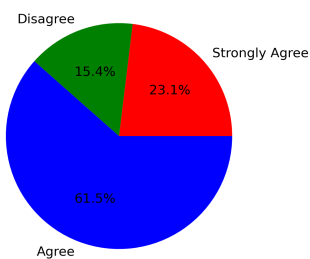
**10. Is the pedagogy used by the teachers effective and interesting?**

Strongly Agree [4] =15.38% Agree [3] =76.92% Disagree [2] =7.69% Not sure [1] =0



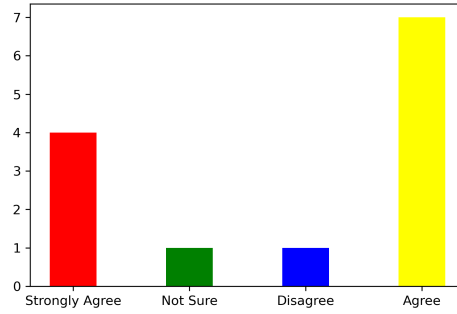
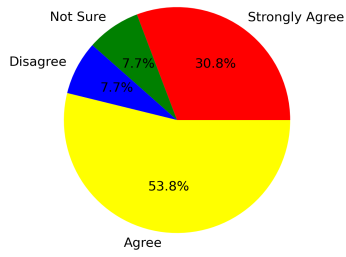
**11. Are the opportunities provided for cocurricular and extracurricular activities?**

Strongly Agree [4] =23.08% Agree [3] =61.54% Disagree [2] =15.38% Not sure [1] =0



**12. Are events (workshop/seminar/webinar etc.) conducted for the holistic development of the students and to bridge industry-academia gap?**

Strongly Agree [4] =30.77% Agree [3] =53.85% Disagree [2] =7.69% Not sure [1] =7.69%



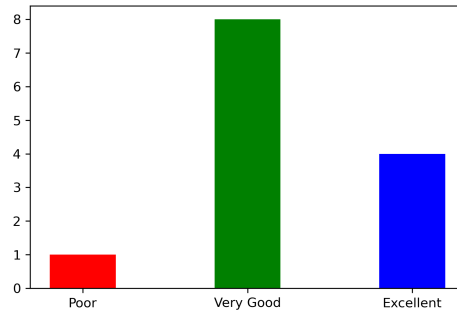
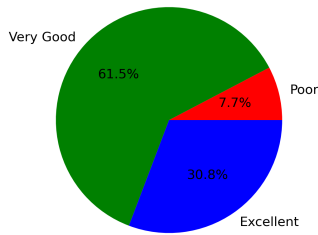
### Summary

Strongly Agree: 23.08%  
 Agree: 66.67%  
 Disagree: 7.05%  
 Not Sure: 3.21%

### Feedback on Facilities

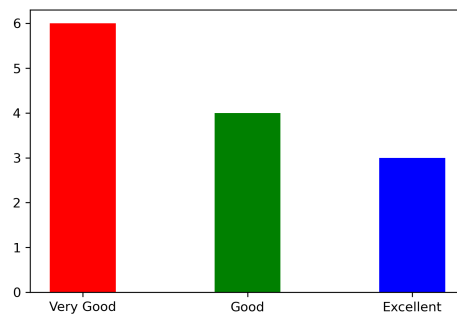
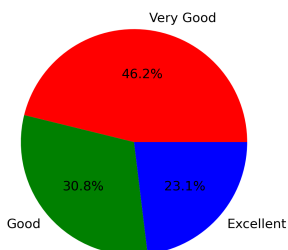
#### 1. Laboratory facility

Excellent [4] =30.77% Very Good [3] =61.54% Good [2] =0 Poor [1] =7.69%



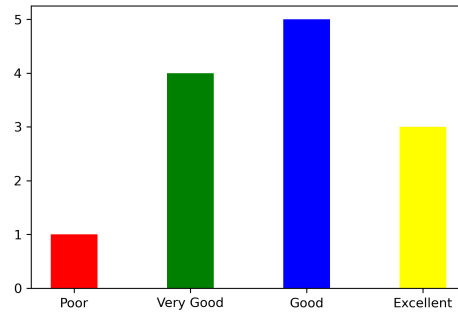
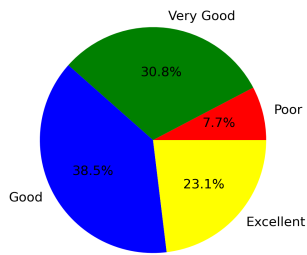
#### 2. Library facility

Excellent [4] =23.08% Very Good [3] =46.15% Good [2] =30.77% Poor [1] =0



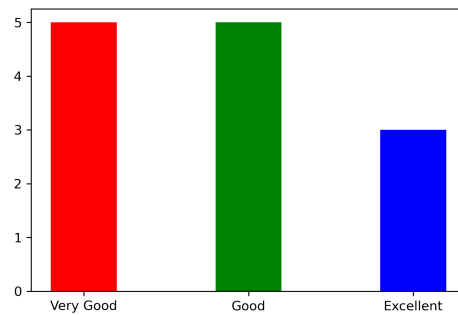
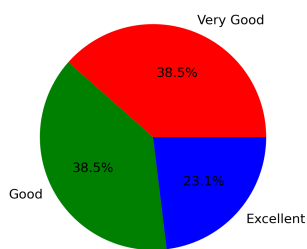
### 3. Hostel facility (if applicable)

Excellent [4] =23.08% Very Good [3] =30.77% Good [2] =38.46% Poor [1] =7.69%



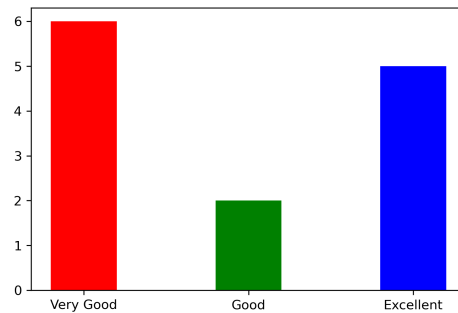
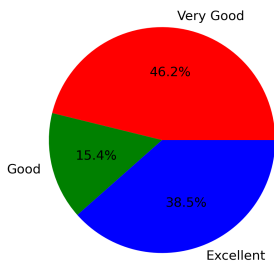
### 4. Sports facility

Excellent [4] =23.08% Very Good [3] =38.46% Good [2] =38.46% Poor [1] =0



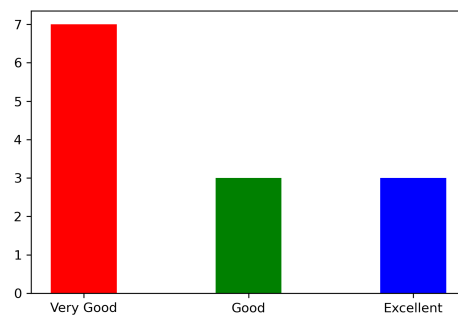
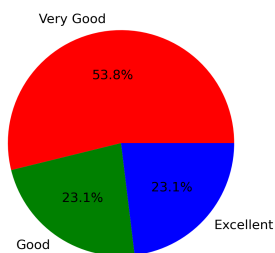
### 5. Water facility

Excellent [4] =38.46% Very Good [3] =46.15% Good [2] =15.38% Poor [1] =0



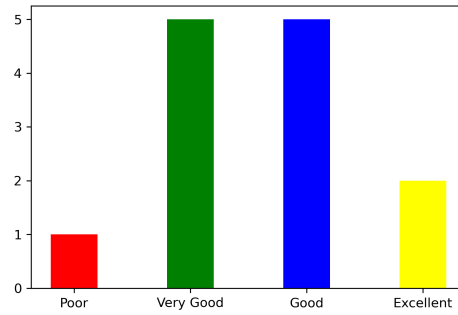
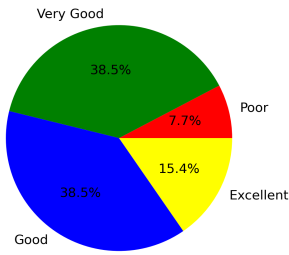
### 6. Cleanliness and Hygiene

Excellent [4] =23.08% Very Good [3] =53.85% Good [2] =23.08% Poor [1] =0



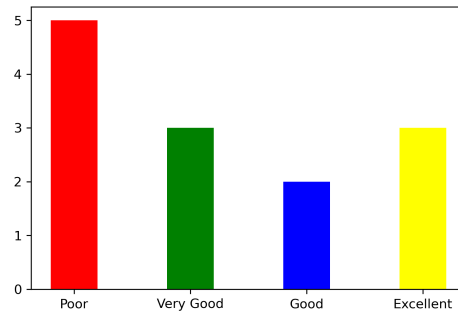
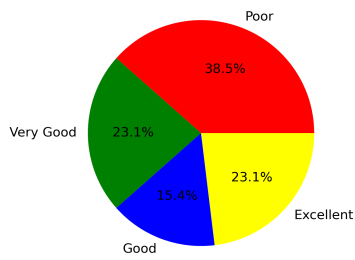
### 7. Canteen facility

Excellent [4] =15.38% Very Good [3] =38.46% Good [2] =38.46% Poor [1] =7.69%



### 8. Internet facility

Excellent [4] =23.08% Very Good [3] =23.08% Good [2] =15.38% Poor [1] =38.46%



---

### Summary

Excellent: 25.0%  
Very Good: 42.31%  
Good: 25.0%  
Poor: 7.69%

---

**This is a computer generated statement and does not require a signature.**