



Semester End Feedback

Academic Year: 2022-23

MASTER OF BUSINESS ADMINISTRATION

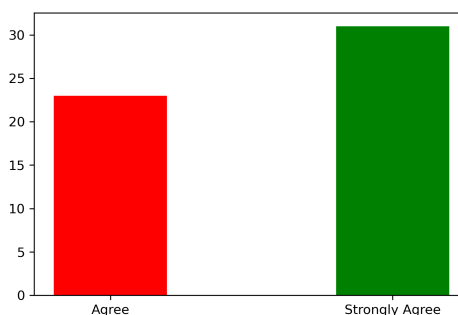
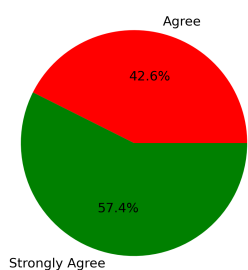
(Second Year)

Feedback on Academics

Total No. of Students participated in the survey: 54

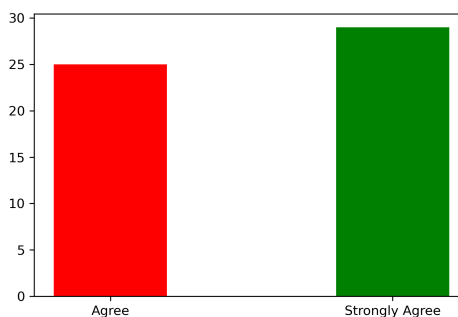
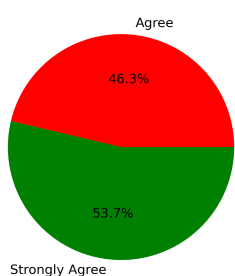
1. You have acquired the knowledge and skill levels appropriate to the course.

Strongly Agree [4] =57.41% Agree [3] =42.59% Disagree [2] =0 Not sure [1] =0



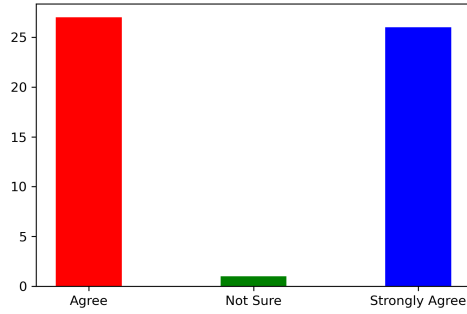
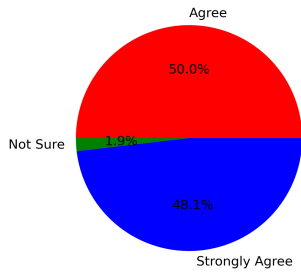
2. You are able to use the knowledge and skills acquired to identify, formulate, investigate, analyze and solve business problems in a simulated or in a real-life environment.

Strongly Agree [4] =53.7% Agree [3] =46.3% Disagree [2] =0 Not sure [1] =0



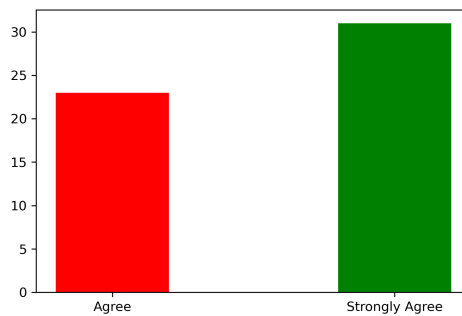
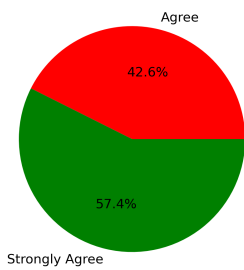
3. You have the ability to design solutions to corporate problems using contemporary techniques, resources, and management tools learnt during the course.

Strongly Agree [4] =48.15% Agree [3] =50.0% Disagree [2] =0 Not sure [1] =1.85%



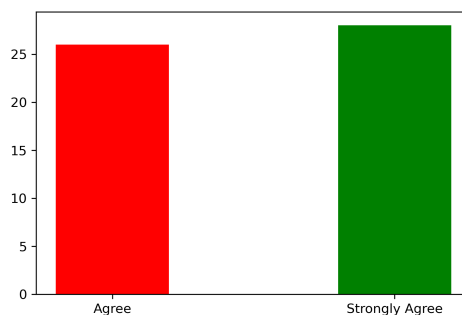
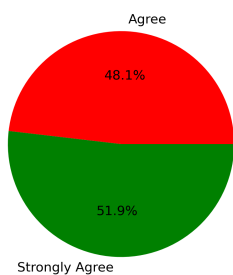
4. The course has helped you to gain ability to work effectively as a member and a leader in teams.

Strongly Agree [4] =57.41% Agree [3] =42.59% Disagree [2] =0 Not sure [1] =0



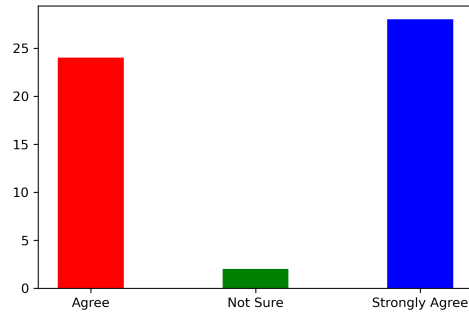
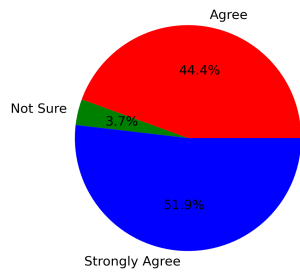
5. The course has helped you to gain ability to communicate effectively with all the stakeholders as a part of your future job role as a manager.

Strongly Agree [4] =51.85% Agree [3] =48.15% Disagree [2] =0 Not sure [1] =0



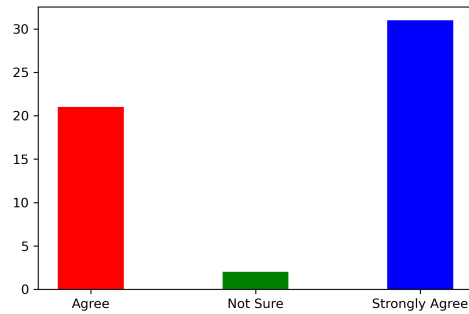
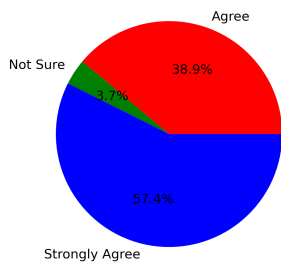
6. The course has helped you to apply ethical principles and make ethical choices for the larger interest of Enterprise, Public and Society.

Strongly Agree [4] =51.85% Agree [3] =44.44% Disagree [2] =0 Not sure [1] =3.7%



7. The course has helped you to engage in independent and life-long learning so that you may evolve as a responsible Corporate Leader.

Strongly Agree [4] =57.41% Agree [3] =38.89% Disagree [2] =0 Not sure [1] =3.7%



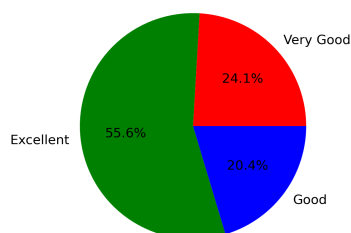
Summary

Strongly Agree: 53.97%
 Agree: 44.71%
 Disagree: 0.0%
 Not Sure: 1.32%

Feedback on Facilities

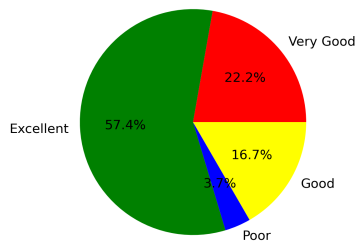
1. Water facility

Excellent [4] =55.56% Very Good [3] =24.07% Good [2] =20.37% Poor [1] =0



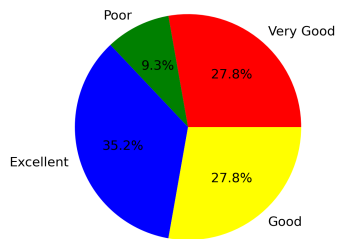
2. Cleanliness and Hygiene

Excellent [4] =57.41% Very Good [3] =22.22% Good [2] =16.67% Poor [1] =3.7%



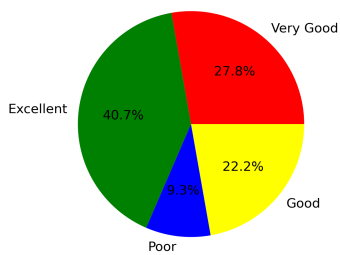
3. Canteen facility

Excellent [4] =35.19% Very Good [3] =27.78% Good [2] =27.78% Poor [1] =9.26%



4. Internet facility

Excellent [4] =40.74% Very Good [3] =27.78% Good [2] =22.22% Poor [1] =9.26%



Summary

Excellent: 47.22%
Very Good: 25.46%
Good: 21.76%
Poor: 5.56%

This is a computer generated statement and does not require a signature.