



Semester End Feedback

Academic Year: 2022-23

INFORMATION TECHNOLOGY

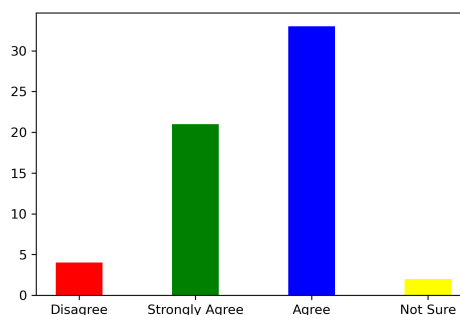
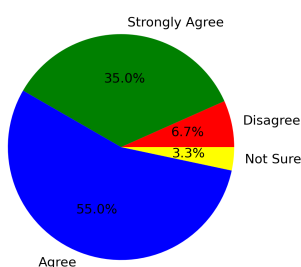
(Second Year)

Feedback on Academics

Total No. of Students participated in the survey: 60

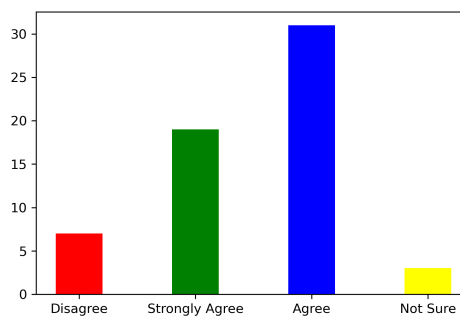
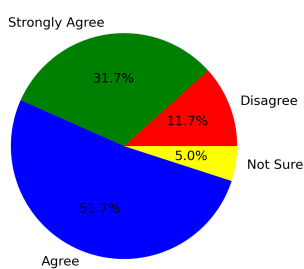
1. Did you acquire any new technical or scientific knowledge?

Strongly Agree [4] =35.0% Agree [3] =55.0% Disagree [2] =6.67% Not sure [1] =3.33%



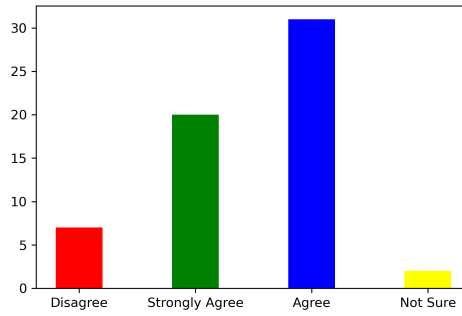
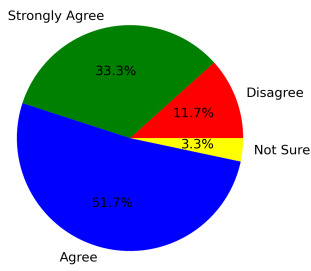
2. Are you able to apply the knowledge and skills you gained in real life problem solving?

Strongly Agree [4] =31.67% Agree [3] =51.67% Disagree [2] =11.67% Not sure [1] =5.0%



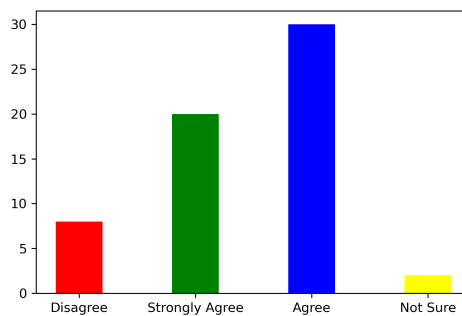
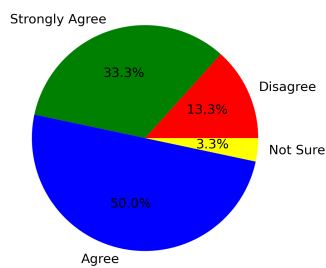
3. Are the subjects you studied relevant to the current industry need?

Strongly Agree [4] =33.33% Agree [3] =51.67% Disagree [2] =11.67% Not sure [1] =3.33%



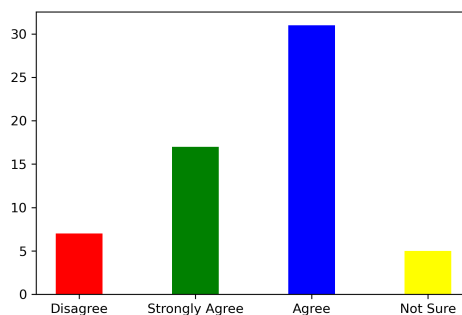
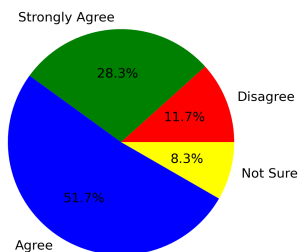
4. Availability and adequacy of modern tools in the laboratories?

Strongly Agree [4] =33.33% Agree [3] =50.0% Disagree [2] =13.33% Not sure [1] =3.33%



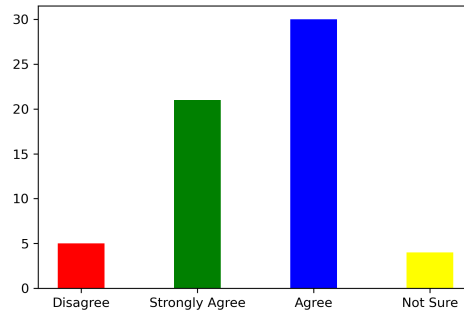
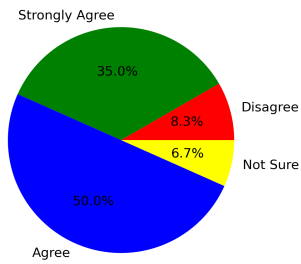
5. Are the experiments/practical prescribed in the subjects/courses helpful for your future?

Strongly Agree [4] =28.33% Agree [3] =51.67% Disagree [2] =11.67% Not sure [1] =8.33%



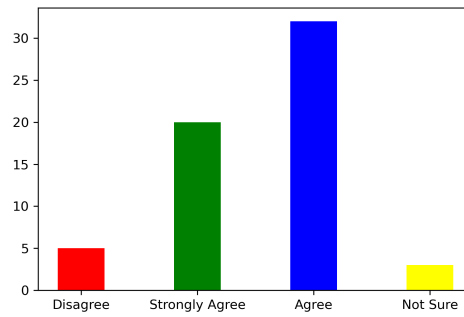
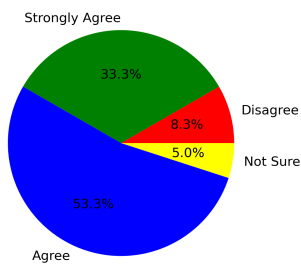
6. How is the mentorship and counselling process in the department?

Strongly Agree [4] =35.0% Agree [3] =50.0% Disagree [2] =8.33% Not sure [1] =6.67%



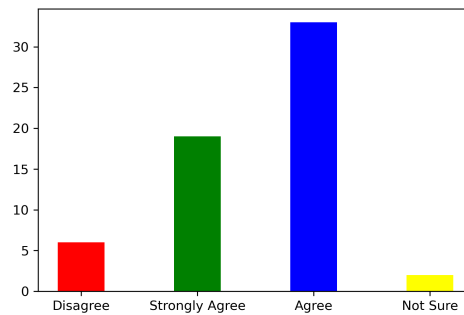
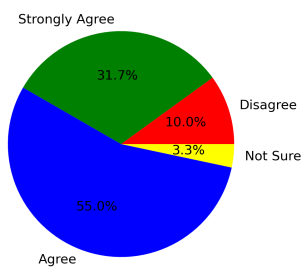
7. How is the overall learning environment?

Strongly Agree [4] =33.33% Agree [3] =53.33% Disagree [2] =8.33% Not sure [1] =5.0%



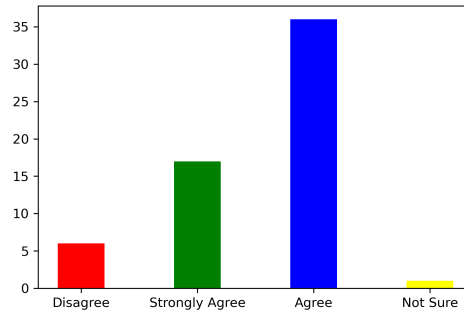
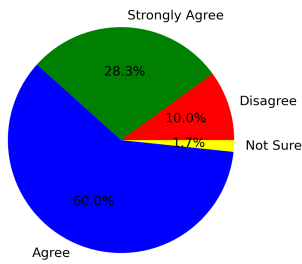
8. Did you improve your communication skill?

Strongly Agree [4] =31.67% Agree [3] =55.0% Disagree [2] =10.0% Not sure [1] =3.33%



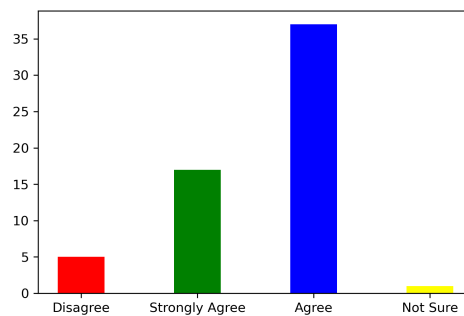
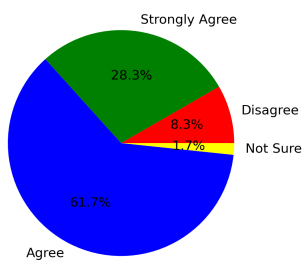
9. Are the teachers able to demonstrate the required knowledge and skills?

Strongly Agree [4] =28.33% Agree [3] =60.0% Disagree [2] =10.0% Not sure [1] =1.67%



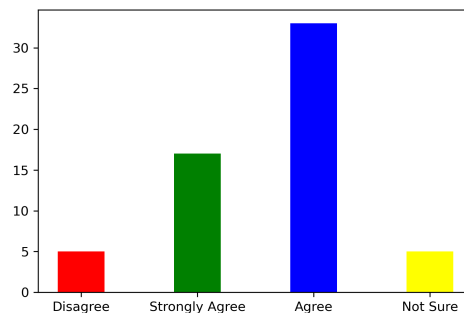
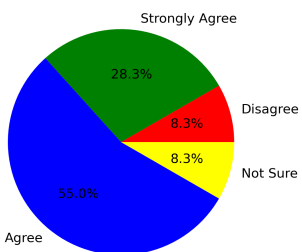
10. Is the pedagogy used by the teachers effective and interesting?

Strongly Agree [4] =28.33% Agree [3] =61.67% Disagree [2] =8.33% Not sure [1] =1.67%



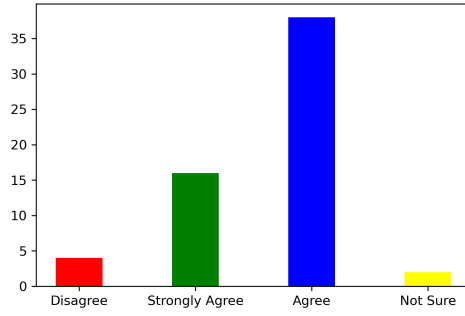
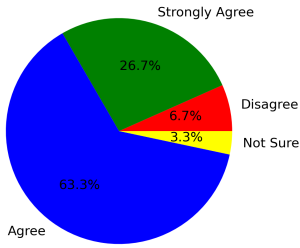
11. Are the opportunities provided for cocurricular and extracurricular activities?

Strongly Agree [4] =28.33% Agree [3] =55.0% Disagree [2] =8.33% Not sure [1] =8.33%



12. Are events (workshop/seminar/webinar etc.) conducted for the holistic development of the students and to bridge industry-academia gap?

Strongly Agree [4] =26.67% Agree [3] =63.33% Disagree [2] =6.67% Not sure [1] =3.33%



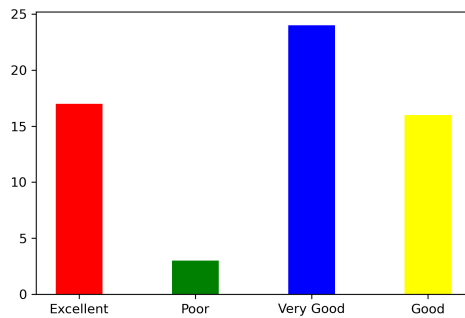
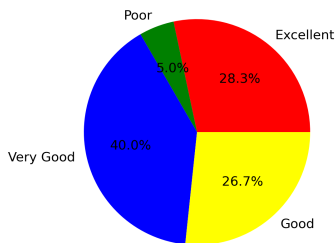
Summary

Strongly Agree: 31.11%
 Agree: 54.86%
 Disagree: 9.58%
 Not Sure: 4.44%

Feedback on Facilities

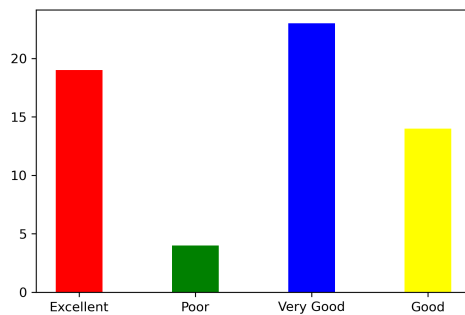
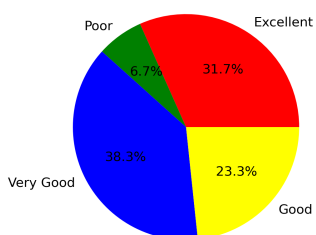
1. Laboratory facility

Excellent [4] =28.33% Very Good [3] =40.0% Good [2] =26.67% Poor [1] =5.0%



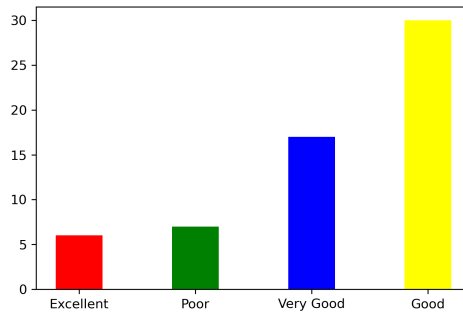
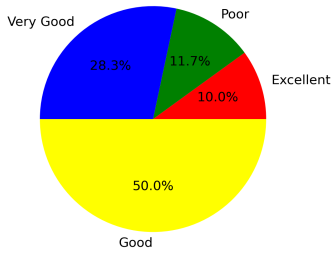
2. Library facility

Excellent [4] =31.67% Very Good [3] =38.33% Good [2] =23.33% Poor [1] =6.67%



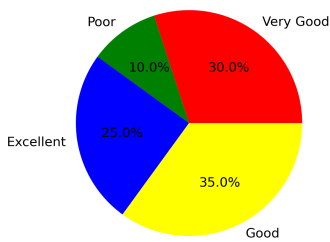
3. Hostel facility (if applicable)

Excellent [4] =10.0% Very Good [3] =28.33% Good [2] =50.0% Poor [1] =11.67%



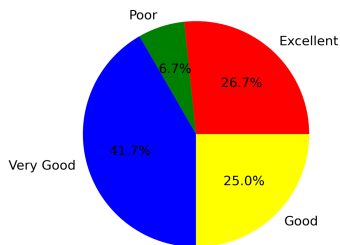
4. Sports facility

Excellent [4] =25.0% Very Good [3] =30.0% Good [2] =35.0% Poor [1] =10.0%



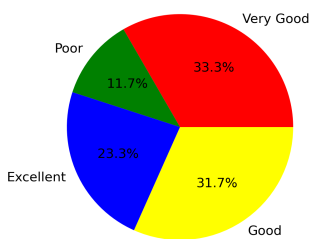
5. Water facility

Excellent [4] =26.67% Very Good [3] =41.67% Good [2] =25.0% Poor [1] =6.67%



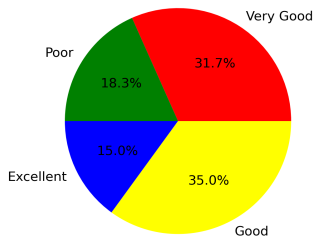
6. Cleanliness and Hygiene

Excellent [4] =23.33% Very Good [3] =33.33% Good [2] =31.67% Poor [1] =11.67%



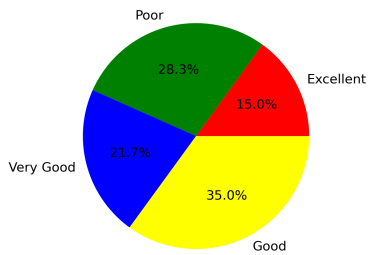
7. Canteen facility

Excellent [4] =15.0% Very Good [3] =31.67% Good [2] =35.0% Poor [1] =18.33%



8. Internet facility

Excellent [4] =15.0% Very Good [3] =21.67% Good [2] =35.0% Poor [1] =28.33%



Summary

Excellent: 21.88%
Very Good: 33.12%
Good: 32.71%
Poor: 12.29%

This is a computer generated statement and does not require a signature.