



## Semester End Feedback

Academic Year: 2022-23

CIVIL ENGINEERING

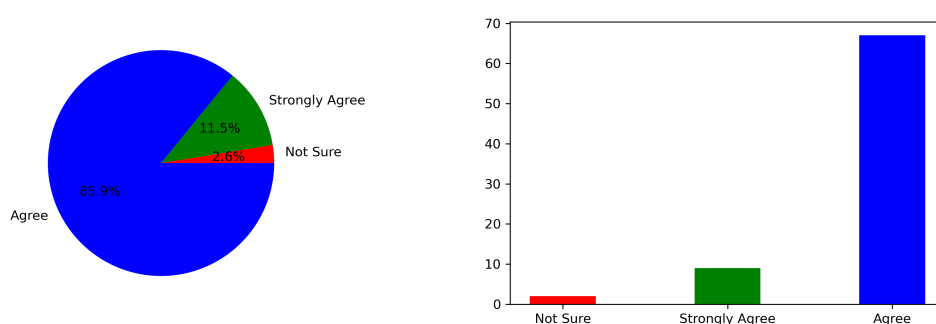
(Second Year)

## Feedback on Academics

Total No. of Students participated in the survey: 78

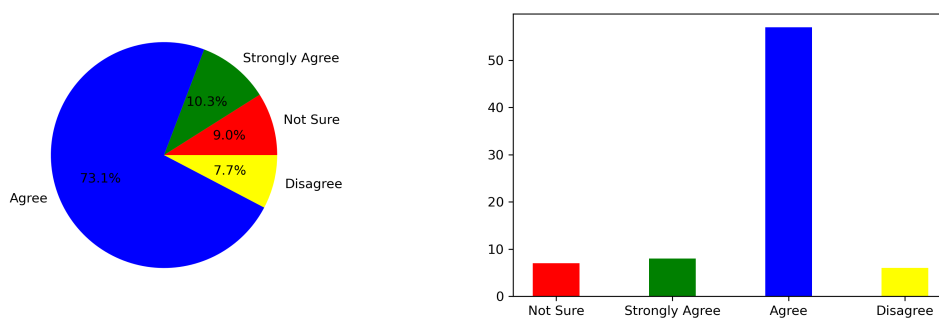
### 1. Did you acquire any new technical or scientific knowledge?

Strongly Agree [4] =0 Agree [3] =85.9% Disagree [2] =0 Not sure [1] =2.56%



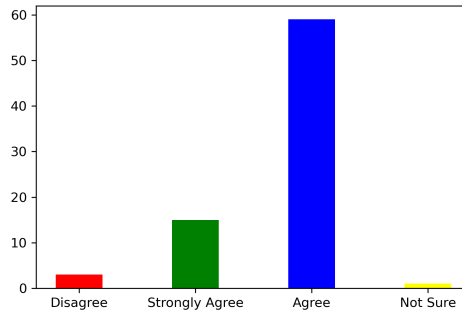
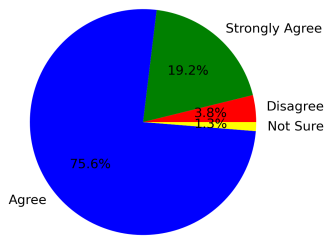
### 2. Are you able to apply the knowledge and skills you gained in real life problem solving?

Strongly Agree [4] =0 Agree [3] =73.08% Disagree [2] =7.69% Not sure [1] =8.97%



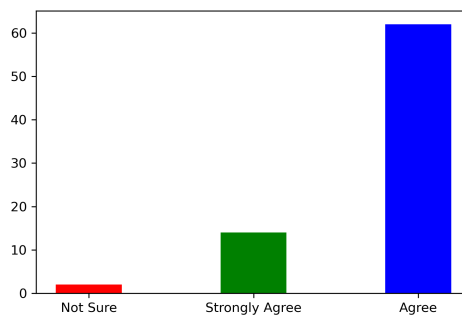
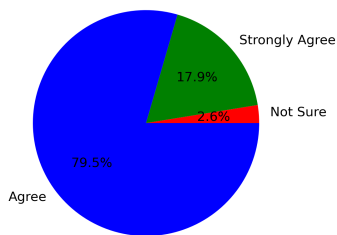
### 3. Are the subjects you studied relevant to the current industry need?

Strongly Agree [4] =0 Agree [3] =75.64% Disagree [2] =3.85% Not sure [1] =1.28%



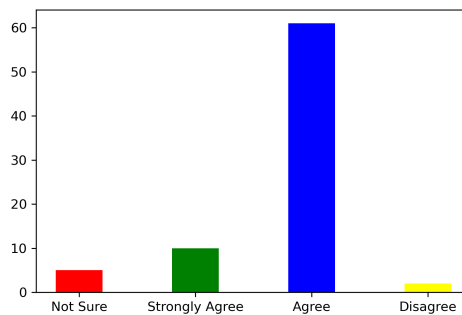
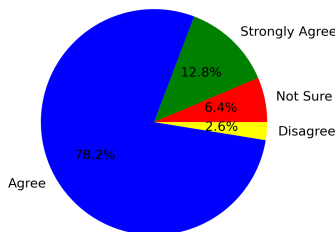
#### 4. Availability and adequacy of modern tools in the laboratories?

Strongly Agree [4] =0 Agree [3] =79.49% Disagree [2] =0 Not sure [1] =2.56%



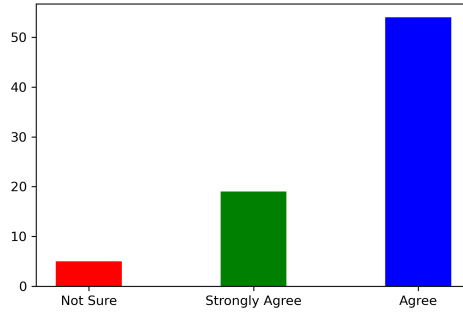
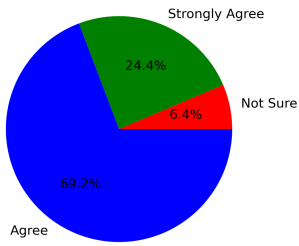
#### 5. Are the experiments/practical prescribed in the subjects/courses helpful for your future?

Strongly Agree [4] =0 Agree [3] =78.21% Disagree [2] =2.56% Not sure [1] =6.41%



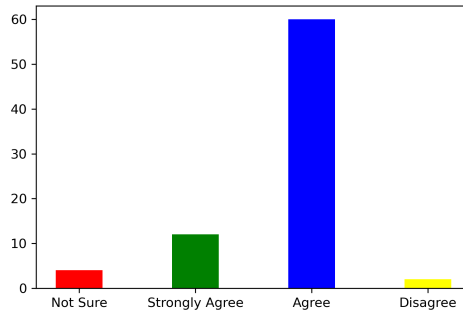
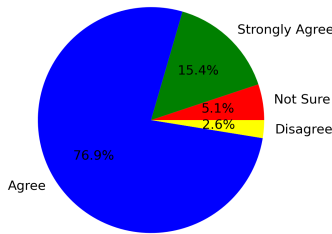
#### 6. How is the mentorship and counselling process in the department?

Strongly Agree [4] =0 Agree [3] =69.23% Disagree [2] =0 Not sure [1] =6.41%



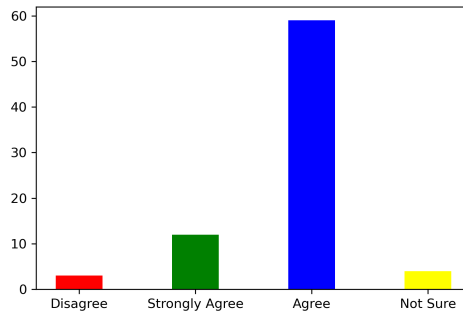
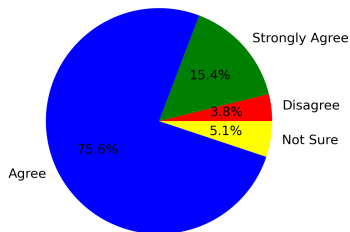
**7. How is the overall learning environment?**

Strongly Agree [4] =0 Agree [3] =76.92% Disagree [2] =2.56% Not sure [1] =5.13%



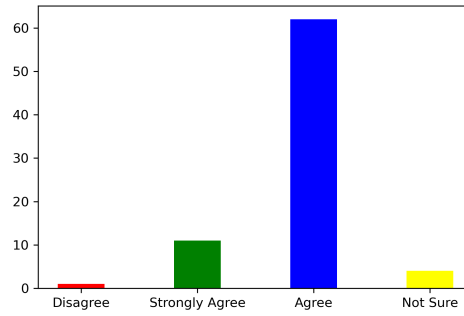
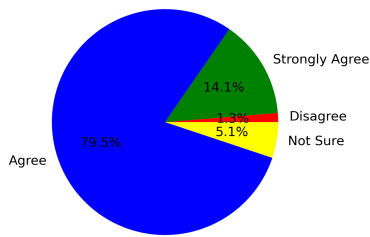
**8. Did you improve your communication skill?**

Strongly Agree [4] =0 Agree [3] =75.64% Disagree [2] =3.85% Not sure [1] =5.13%



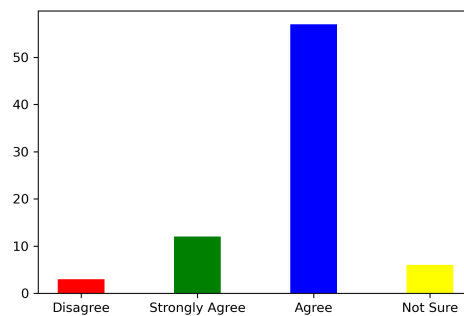
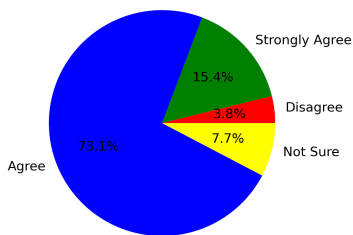
**9. Are the teachers able to demonstrate the required knowledge and skills?**

Strongly Agree [4] =0 Agree [3] =79.49% Disagree [2] =1.28% Not sure [1] =5.13%



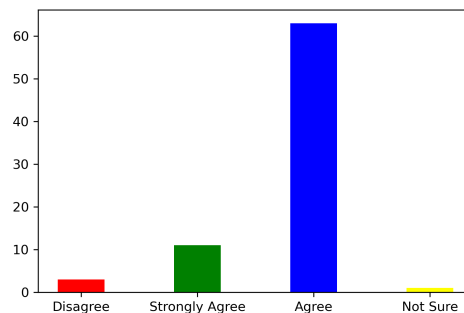
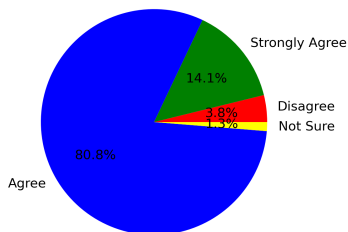
**10. Is the pedagogy used by the teachers effective and interesting?**

Strongly Agree [4]=0 Agree [3]=73.08% Disagree [2]=3.85% Not sure [1]=7.69%



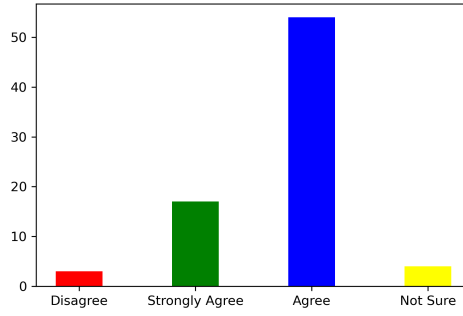
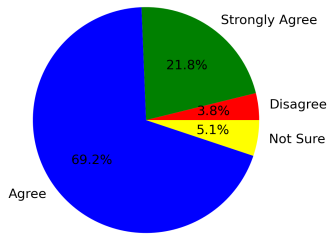
**11. Are the opportunities provided for cocurricular and extracurricular activities?**

Strongly Agree [4]=0 Agree [3]=80.77% Disagree [2]=3.85% Not sure [1]=1.28%



**12. Are events (workshop/seminar/webinar etc.) conducted for the holistic development of the students and to bridge industry-academia gap?**

Strongly Agree [4]=0 Agree [3]=69.23% Disagree [2]=3.85% Not sure [1]=5.13%



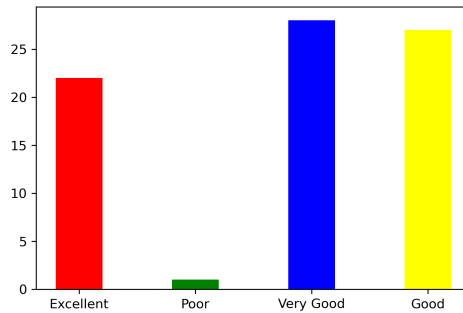
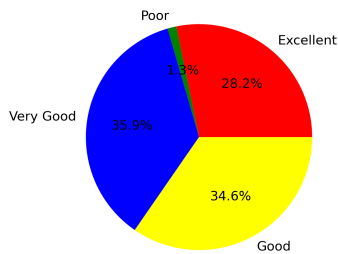
## Summary

Strongly Agree: 0.0%  
 Agree: 90.97%  
 Disagree: 3.31%  
 Not Sure: 5.73%

## Feedback on Facilities

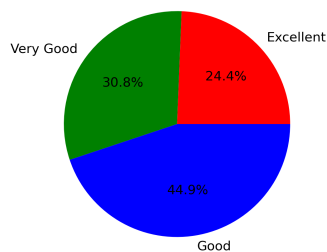
### 1. Laboratory facility

Excellent [4] =28.21% Very Good [3] =35.9% Good [2] =34.62% Poor [1] =1.28%



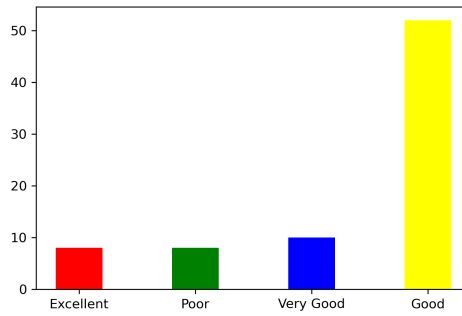
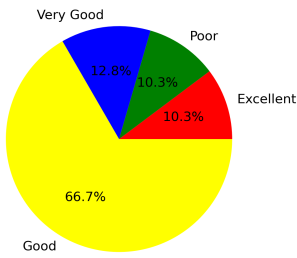
### 2. Library facility

Excellent [4] =24.36% Very Good [3] =30.77% Good [2] =44.87% Poor [1] =0



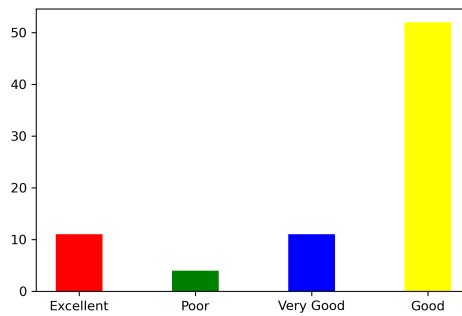
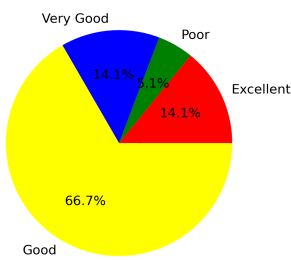
### 3. Hostel facility (if applicable)

Excellent [4] =10.26% Very Good [3] =12.82% Good [2] =66.67% Poor [1] =10.26%



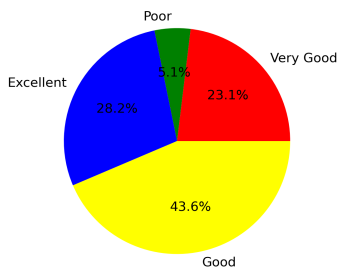
#### 4. Sports facility

Excellent [4] =14.1% Very Good [3] =14.1% Good [2] =66.67% Poor [1] =5.13%



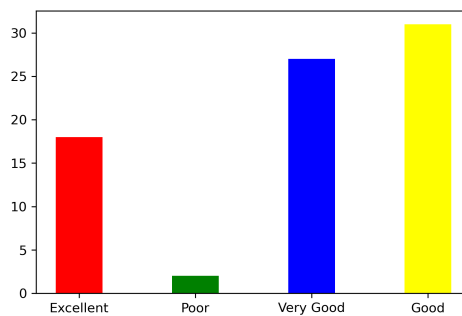
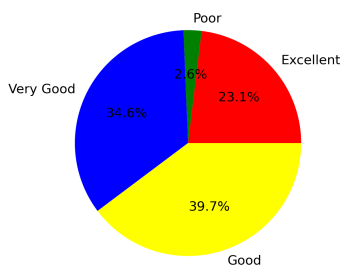
#### 5. Water facility

Excellent [4] =28.21% Very Good [3] =23.08% Good [2] =43.59% Poor [1] =5.13%



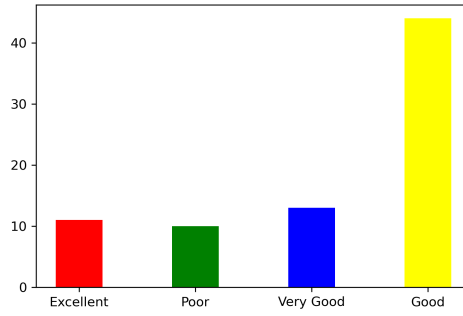
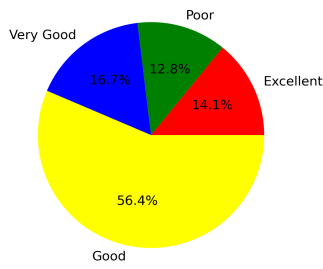
#### 6. Cleanliness and Hygiene

Excellent [4] =23.08% Very Good [3] =34.62% Good [2] =39.74% Poor [1] =2.56%



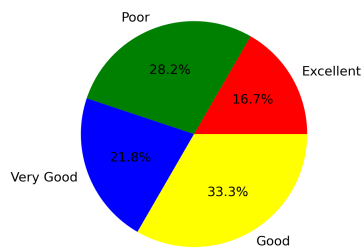
#### 7. Canteen facility

Excellent [4] =14.1% Very Good [3] =16.67% Good [2] =56.41% Poor [1] =12.82%



## 8. Internet facility

Excellent [4] =16.67% Very Good [3] =21.79% Good [2] =33.33% Poor [1] =28.21%



---

## Summary

Excellent: 19.87%  
Very Good: 23.72%  
Good: 48.24%  
Poor: 8.17%

---

**This is a computer generated statement and does not require a signature.**