



Semester End Feedback

Academic Year: 2022-23

ARTIFICIAL INTELLIGENCE & MACHINE LEARNING

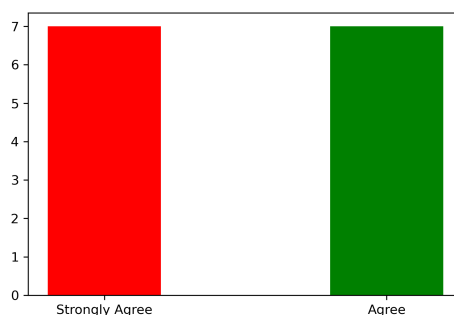
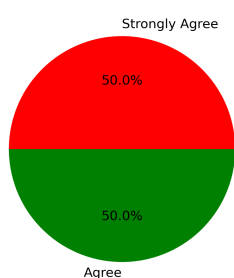
(Second Year)

Feedback on Academics

Total No. of Students participated in the survey: 14

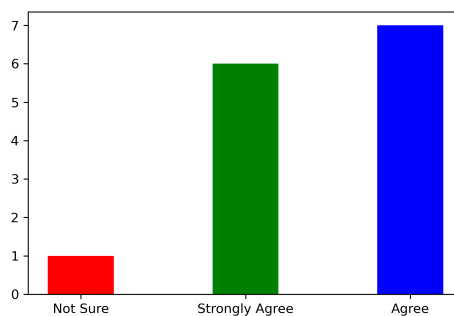
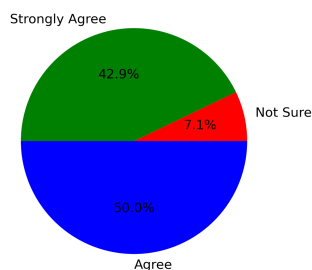
1. Did you acquire any new technical or scientific knowledge?

Strongly Agree [4] =0 Agree [3] =50.0% Disagree [2] =0 Not sure [1] =0



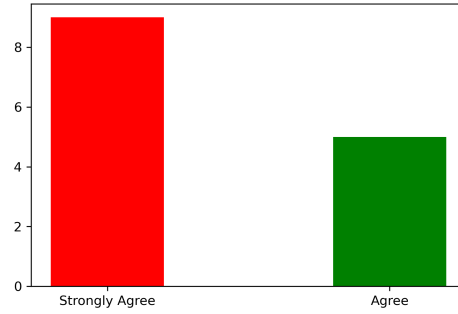
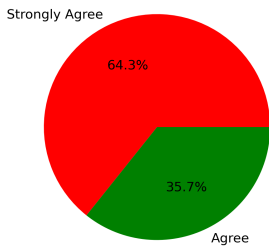
2. Are you able to apply the knowledge and skills you gained in real life problem solving?

Strongly Agree [4] =0 Agree [3] =50.0% Disagree [2] =0 Not sure [1] =7.14%



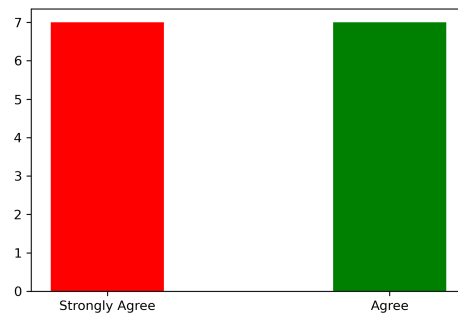
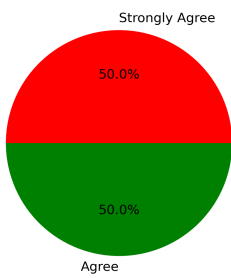
3. Are the subjects you studied relevant to the current industry need?

Strongly Agree [4] =0 Agree [3] =35.71% Disagree [2] =0 Not sure [1] =0



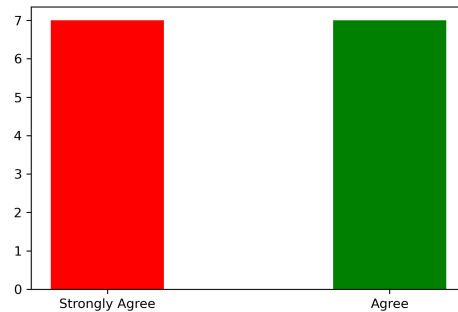
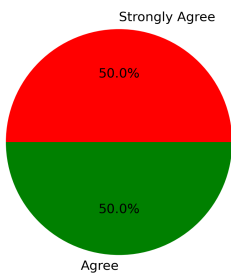
4. Availability and adequacy of modern tools in the laboratories?

Strongly Agree [4] =0 Agree [3] =50.0% Disagree [2] =0 Not sure [1] =0



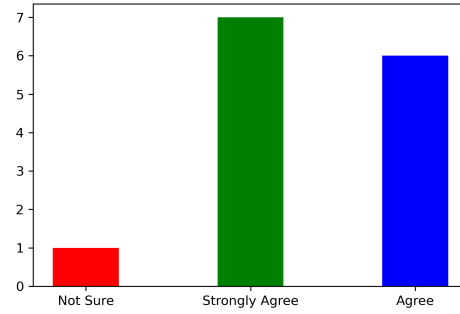
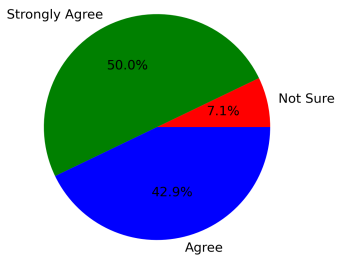
5. Are the experiments/practical prescribed in the subjects/courses helpful for your future?

Strongly Agree [4] =0 Agree [3] =50.0% Disagree [2] =0 Not sure [1] =0



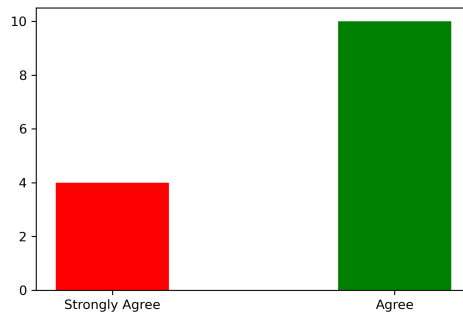
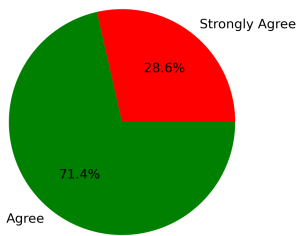
6. How is the mentorship and counselling process in the department?

Strongly Agree [4] =0 Agree [3] =42.86% Disagree [2] =0 Not sure [1] =7.14%



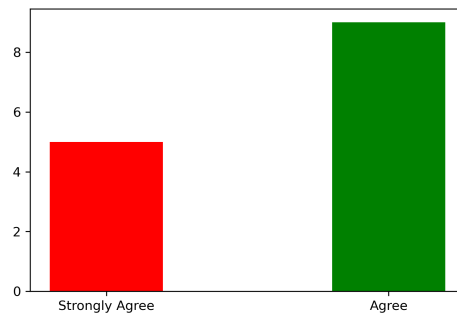
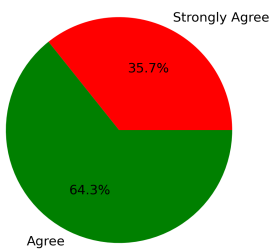
7. How is the overall learning environment?

Strongly Agree [4] =0 Agree [3] =71.43% Disagree [2] =0 Not sure [1] =0



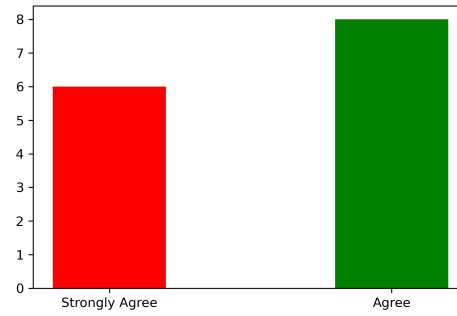
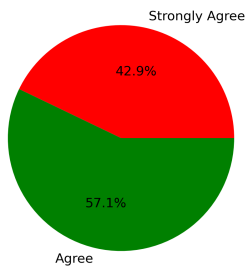
8. Did you improve your communication skill?

Strongly Agree [4] =0 Agree [3] =64.29% Disagree [2] =0 Not sure [1] =0



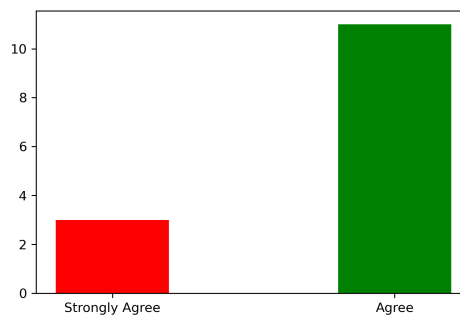
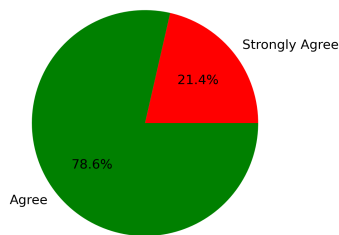
9. Are the teachers able to demonstrate the required knowledge and skills?

Strongly Agree [4] =0 Agree [3] =57.14% Disagree [2] =0 Not sure [1] =0



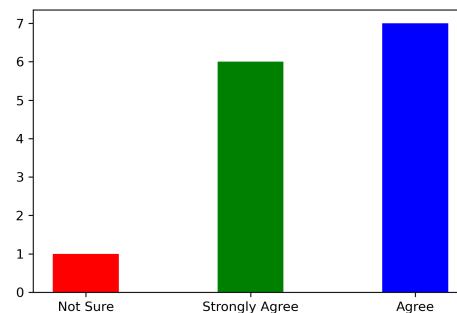
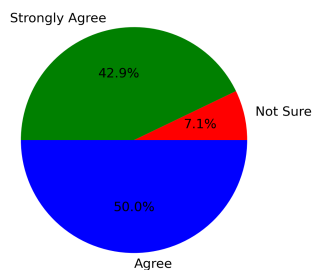
10. Is the pedagogy used by the teachers effective and interesting?

Strongly Agree [4] =0 Agree [3] =78.57% Disagree [2] =0 Not sure [1] =0



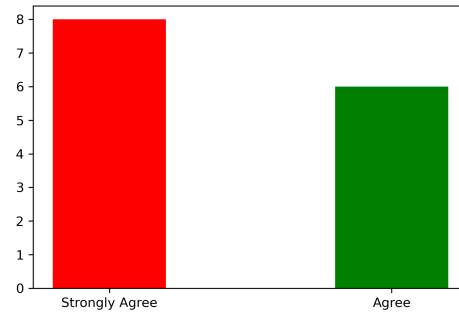
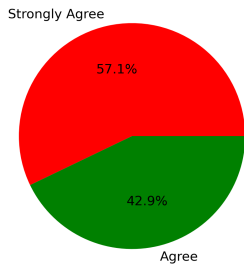
11. Are the opportunities provided for cocurricular and extracurricular activities?

Strongly Agree [4] =0 Agree [3] =50.0% Disagree [2] =0 Not sure [1] =7.14%



12. Are events (workshop/seminar/webinar etc.) conducted for the holistic development of the students and to bridge industry-academia gap?

Strongly Agree [4] =0 Agree [3] =42.86% Disagree [2] =0 Not sure [1] =0



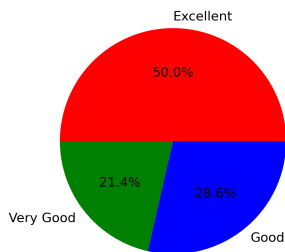
Summary

Strongly Agree: 0.0%
 Agree: 96.77%
 Disagree: 0.0%
 Not Sure: 3.23%

Feedback on Facilities

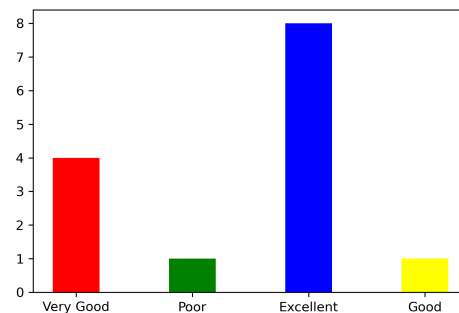
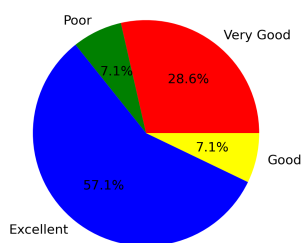
1. Laboratory facility

Excellent [4] =50.0% Very Good [3] =21.43% Good [2] =28.57% Poor [1] =0



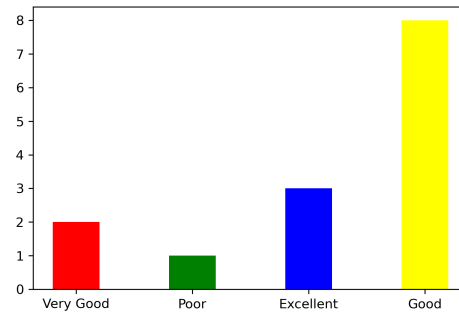
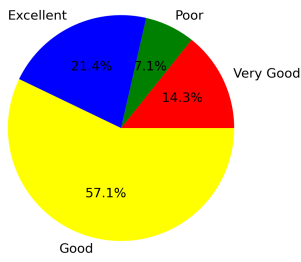
2. Library facility

Excellent [4] =57.14% Very Good [3] =28.57% Good [2] =7.14% Poor [1] =7.14%



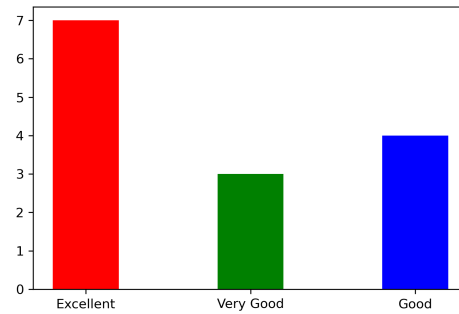
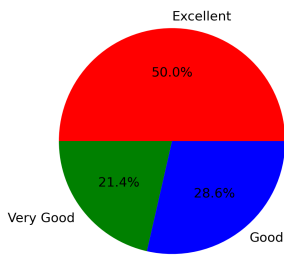
3. Hostel facility (if applicable)

Excellent [4] =21.43% Very Good [3] =14.29% Good [2] =57.14% Poor [1] =7.14%



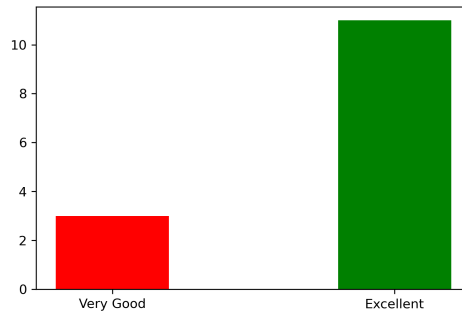
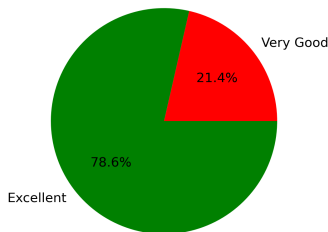
4. Sports facility

Excellent [4] =50.0% Very Good [3] =21.43% Good [2] =28.57% Poor [1] =0



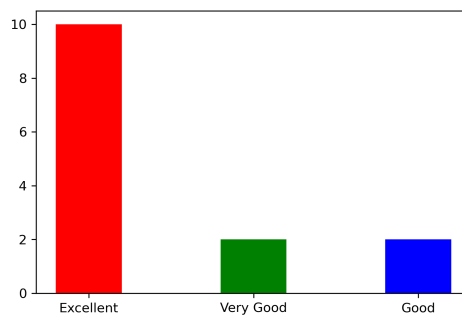
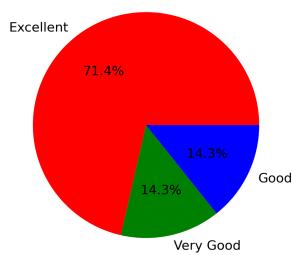
5. Water facility

Excellent [4] =78.57% Very Good [3] =21.43% Good [2] =0 Poor [1] =0



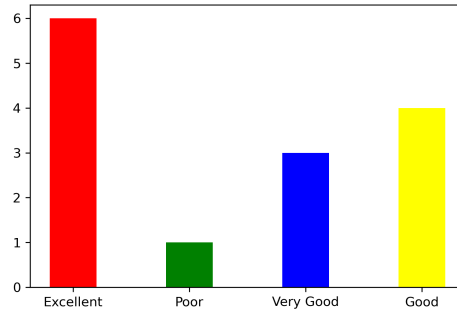
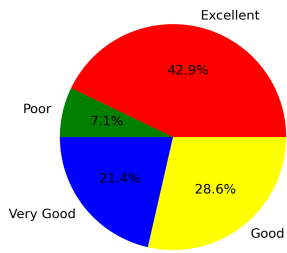
6. Cleanliness and Hygiene

Excellent [4] =71.43% Very Good [3] =14.29% Good [2] =14.29% Poor [1] =0



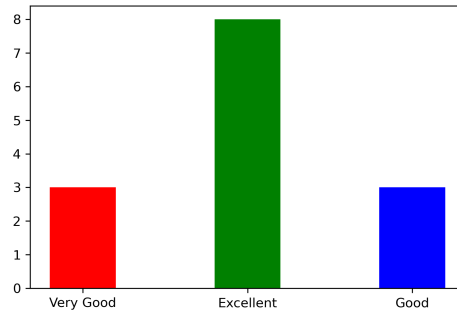
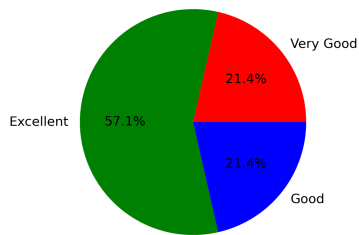
7. Canteen facility

Excellent [4] =42.86% Very Good [3] =21.43% Good [2] =28.57% Poor [1] =7.14%



8. Internet facility

Excellent [4] =57.14% Very Good [3] =21.43% Good [2] =21.43% Poor [1] =0



Summary

Excellent: 53.57%
Very Good: 20.54%
Good: 23.21%
Poor: 2.68%

This is a computer generated statement and does not require a signature.