



## Semester End Feedback

Academic Year: 2022-23

### MASTER OF COMPUTER APPLICATIONS

(First Year)

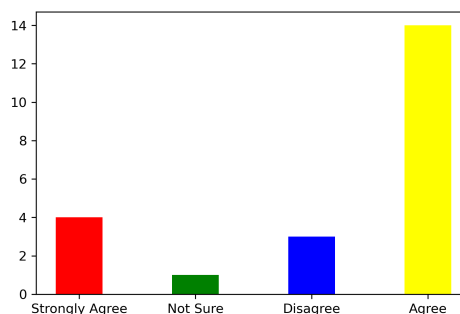
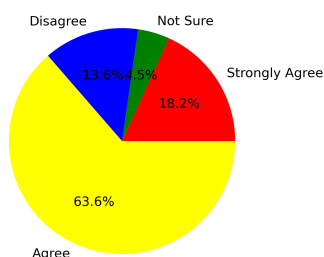
Even Semester

### Feedback on Academics

Total No. of Students participated in the survey: 22

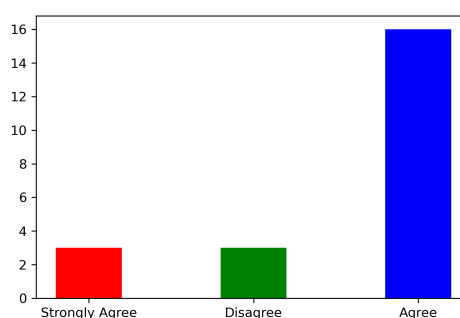
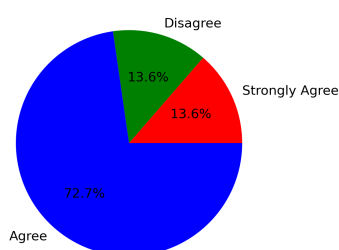
#### 1. Did you acquire any new technical or scientific knowledge?

Strongly Agree [4] =18.18% Agree [3] =63.64% Disagree [2] =13.64% Not sure [1] =4.55%



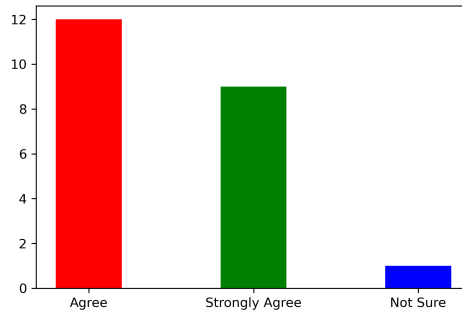
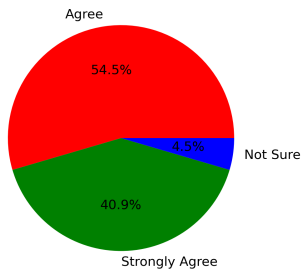
#### 2. Are you able to apply the knowledge and skills you gained in real life problem solving?

Strongly Agree [4] =13.64% Agree [3] =72.73% Disagree [2] =13.64% Not sure [1] =0



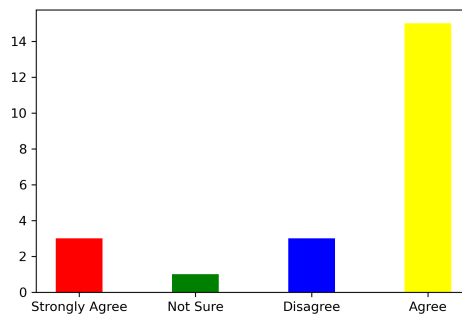
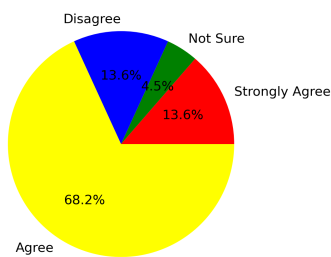
#### 3. Are the subjects you studied relevant to the current industry need?

Strongly Agree [4] =40.91% Agree [3] =54.55% Disagree [2] =0 Not sure [1] =4.55%



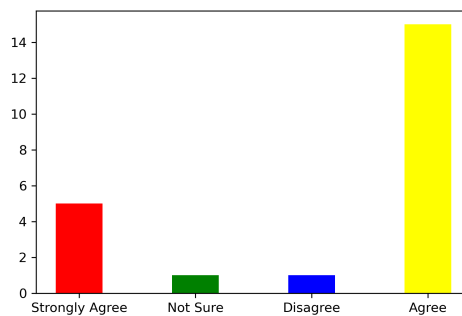
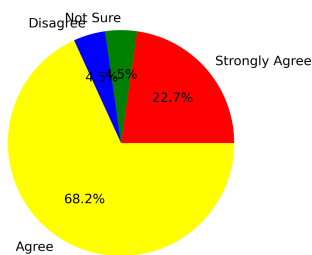
#### 4. Availability and adequacy of modern tools in the laboratories?

Strongly Agree [4] =13.64% Agree [3] =68.18% Disagree [2] =13.64% Not sure [1] =4.55%



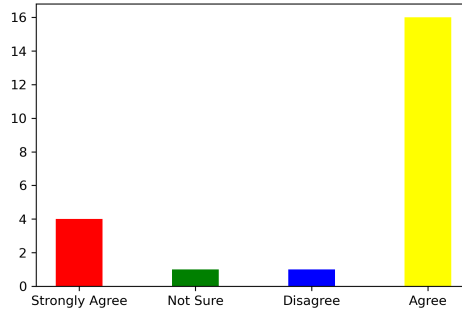
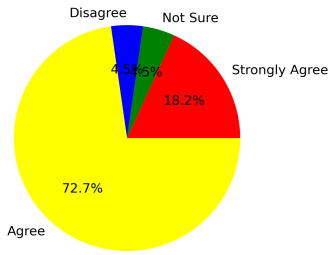
#### 5. Are the experiments/practical prescribed in the subjects/courses helpful for your future?

Strongly Agree [4] =22.73% Agree [3] =68.18% Disagree [2] =4.55% Not sure [1] =4.55%



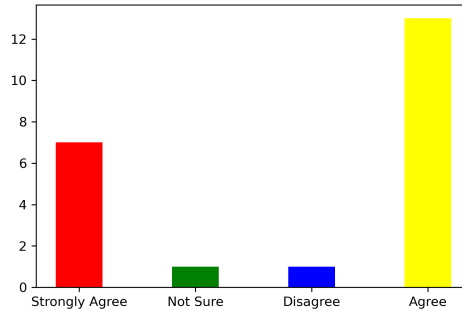
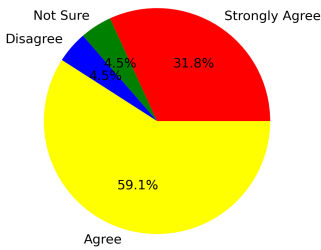
#### 6. How is the mentorship and counselling process in the department?

Strongly Agree [4] =18.18% Agree [3] =72.73% Disagree [2] =4.55% Not sure [1] =4.55%



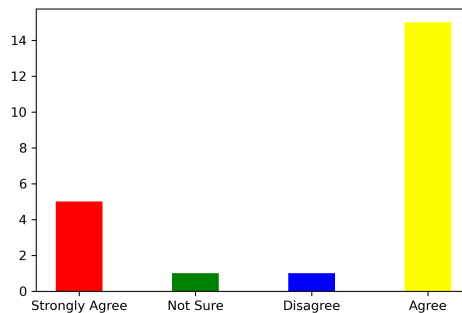
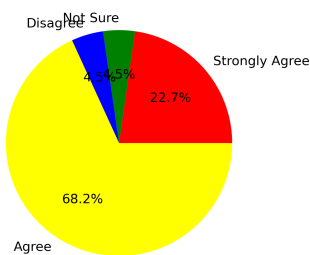
### 7. How is the overall learning environment?

Strongly Agree [4] =31.82% Agree [3] =59.09% Disagree [2] =4.55% Not sure [1] =4.55%



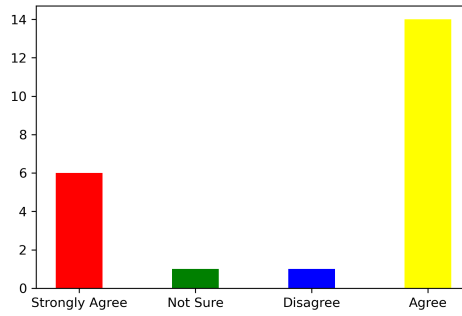
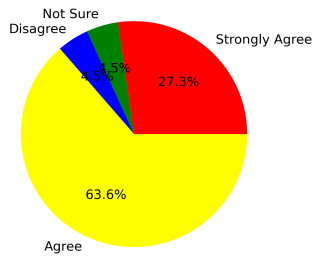
### 8. Did you improve your communication skill?

Strongly Agree [4] =22.73% Agree [3] =68.18% Disagree [2] =4.55% Not sure [1] =4.55%



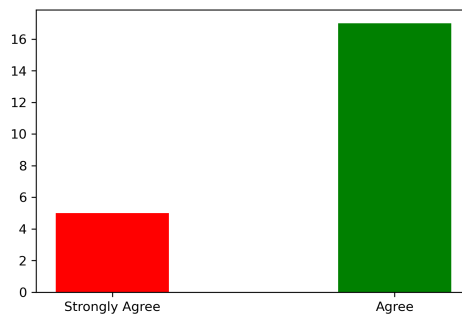
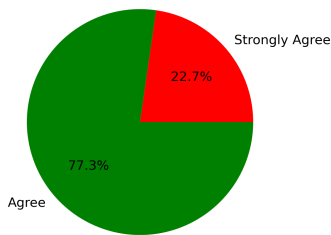
### 9. Are the teachers able to demonstrate the required knowledge and skills?

Strongly Agree [4] =27.27% Agree [3] =63.64% Disagree [2] =4.55% Not sure [1] =4.55%



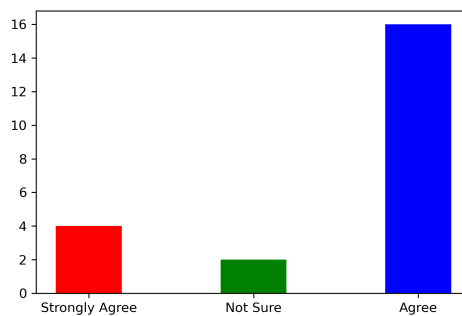
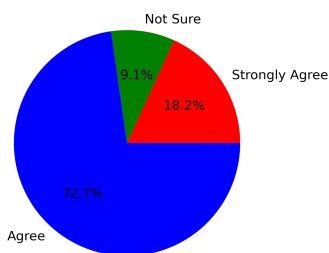
**10. Is the pedagogy used by the teachers effective and interesting?**

Strongly Agree [4] =22.73% Agree [3] =77.27% Disagree [2] =0 Not sure [1] =0



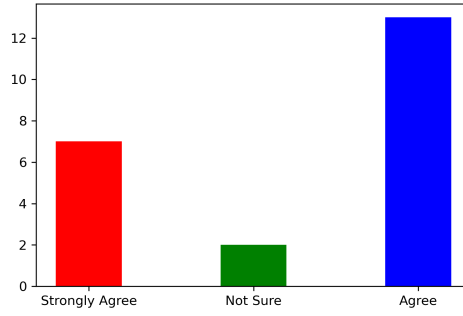
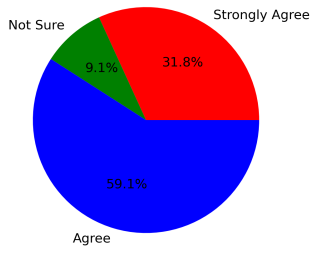
**11. Are the opportunities provided for cocurricular and extracurricular activities?**

Strongly Agree [4] =18.18% Agree [3] =72.73% Disagree [2] =0 Not sure [1] =9.09%



**12. Are events (workshop/seminar/webinar etc.) conducted for the holistic development of the students and to bridge industry-academia gap?**

Strongly Agree [4] =31.82% Agree [3] =59.09% Disagree [2] =0 Not sure [1] =9.09%



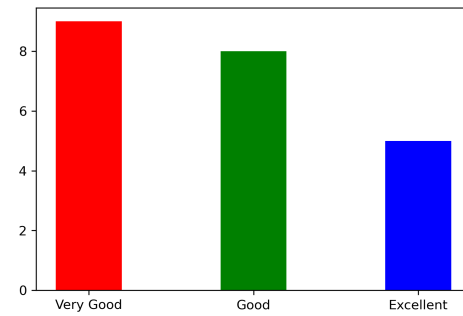
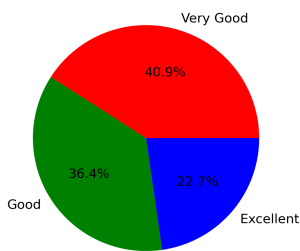
### Summary

Strongly Agree: 23.48%  
 Agree: 66.67%  
 Disagree: 5.3%  
 Not Sure: 4.55%

### Feedback on Facilities

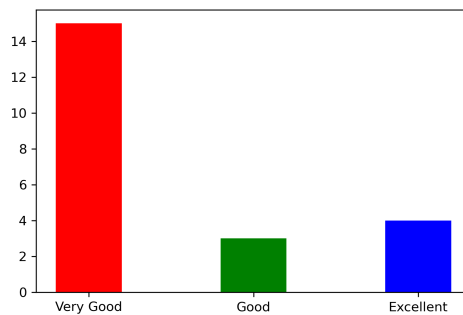
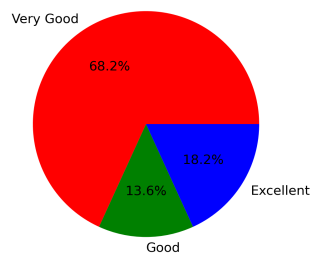
#### 1. Laboratory facility

Excellent [4] =22.73% Very Good [3] =40.91% Good [2] =36.36% Poor [1] =0



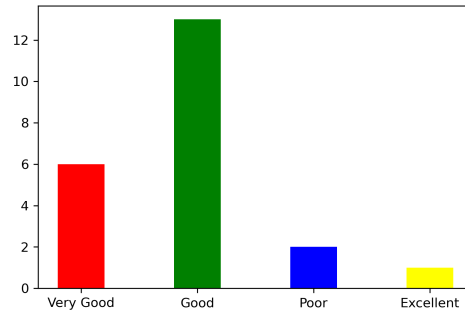
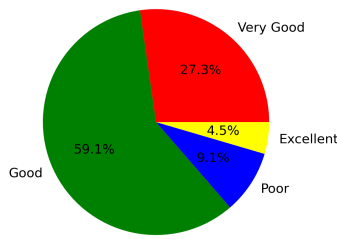
#### 2. Library facility

Excellent [4] =18.18% Very Good [3] =68.18% Good [2] =13.64% Poor [1] =0



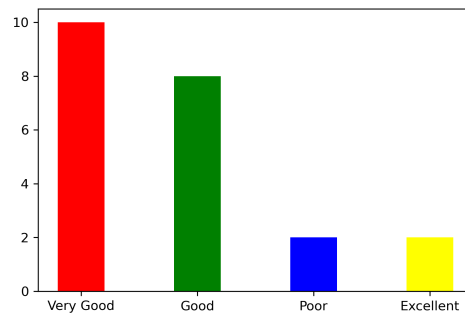
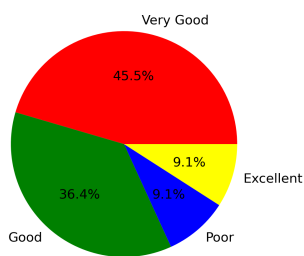
### 3. Hostel facility (if applicable)

Excellent [4] =4.55% Very Good [3] =27.27% Good [2] =59.09% Poor [1] =9.09%



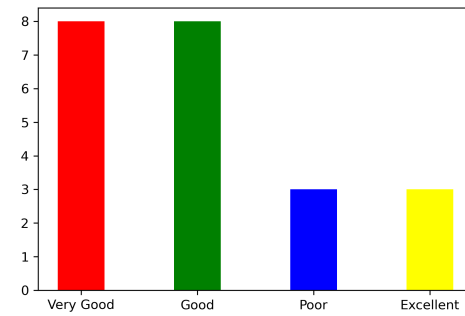
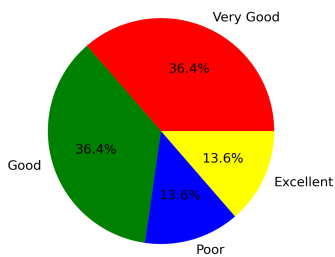
### 4. Sports facility

Excellent [4] =9.09% Very Good [3] =45.45% Good [2] =36.36% Poor [1] =9.09%



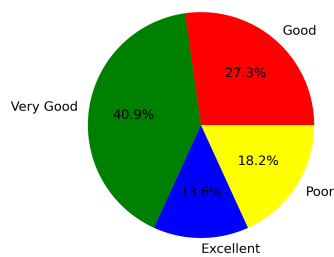
### 5. Water facility

Excellent [4] =13.64% Very Good [3] =36.36% Good [2] =36.36% Poor [1] =13.64%



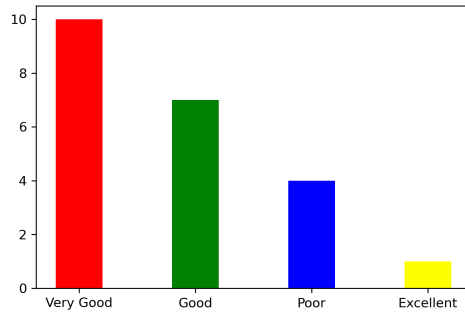
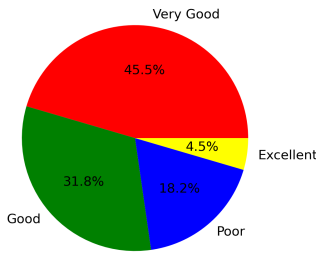
### 6. Cleanliness and Hygiene

Excellent [4] =13.64% Very Good [3] =40.91% Good [2] =27.27% Poor [1] =18.18%



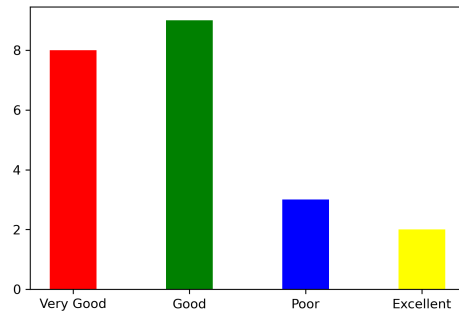
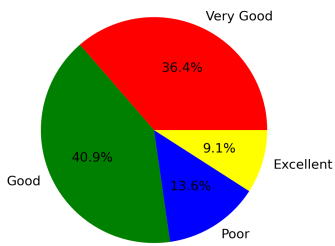
### 7. Canteen facility

Excellent [4] =4.55% Very Good [3] =45.45% Good [2] =31.82% Poor [1] =18.18%



### 8. Internet facility

Excellent [4] =9.09% Very Good [3] =36.36% Good [2] =40.91% Poor [1] =13.64%



---

### Summary

Excellent: 11.93%  
Very Good: 42.61%  
Good: 35.23%  
Poor: 10.23%

---

**This is a computer generated statement and does not require a signature.**