



## Semester End Feedback

Academic Year: 2022-23

### MASTER OF BUSINESS ADMINISTRATION

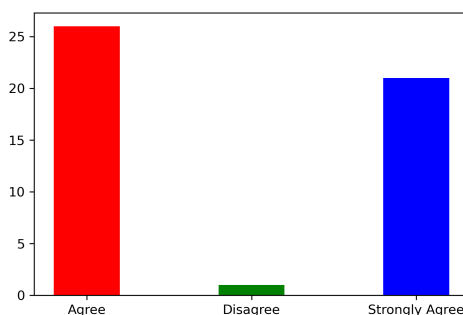
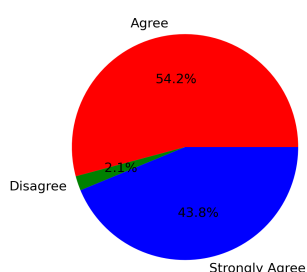
(First Year)

### Feedback on Academics

Total No. of Students participated in the survey: 48

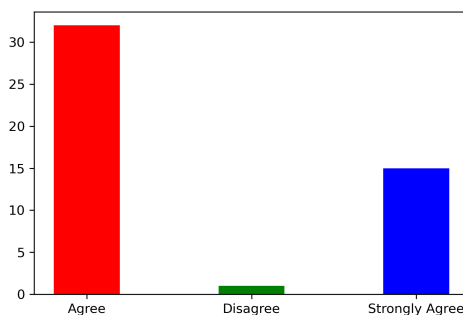
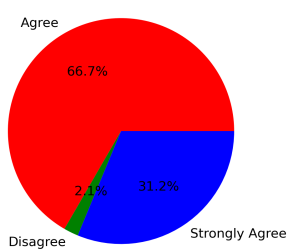
#### 1. You have acquired the knowledge and skill levels appropriate to the course.

Strongly Agree [4] =43.75% Agree [3] =54.17% Disagree [2] =2.08% Not sure [1] =0



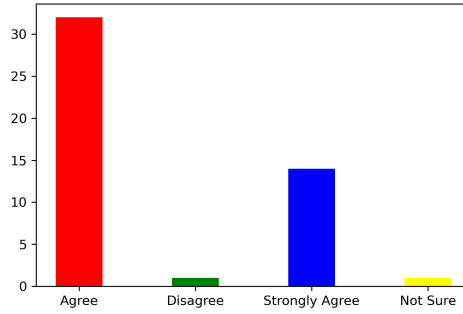
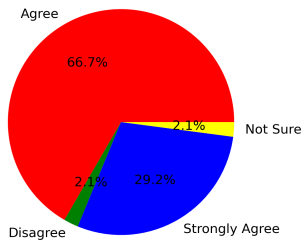
#### 2. You are able to use the knowledge and skills acquired to identify, formulate, investigate, analyze and solve business problems in a simulated or in a real-life environment.

Strongly Agree [4] =31.25% Agree [3] =66.67% Disagree [2] =2.08% Not sure [1] =0



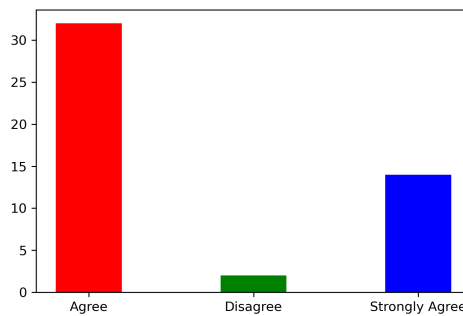
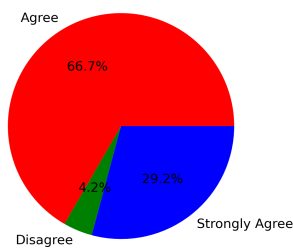
#### 3. You have the ability to design solutions to corporate problems using contemporary techniques, resources, and management tools learnt during the course.

Strongly Agree [4] =29.17% Agree [3] =66.67% Disagree [2] =2.08% Not sure [1] =2.08%



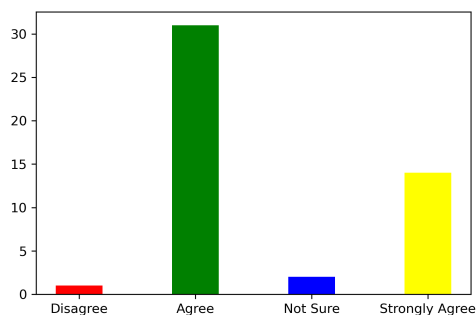
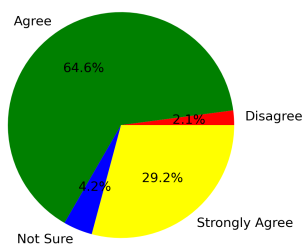
**4. The course has helped you to gain ability to work effectively as a member and a leader in teams.**

Strongly Agree [4] =29.17% Agree [3] =66.67% Disagree [2] =4.17% Not sure [1] =0



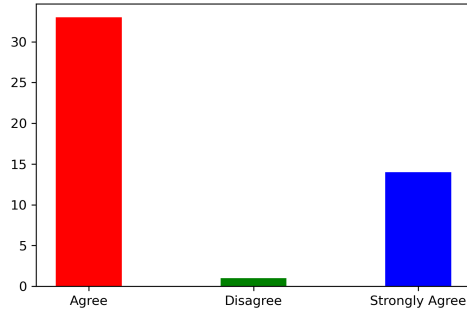
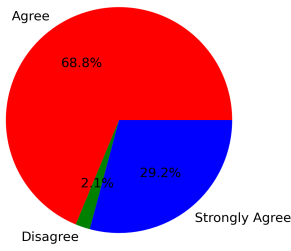
**5. The course has helped you to gain ability to communicate effectively with all the stakeholders as a part of your future job role as a manager.**

Strongly Agree [4] =29.17% Agree [3] =64.58% Disagree [2] =2.08% Not sure [1] =4.17%



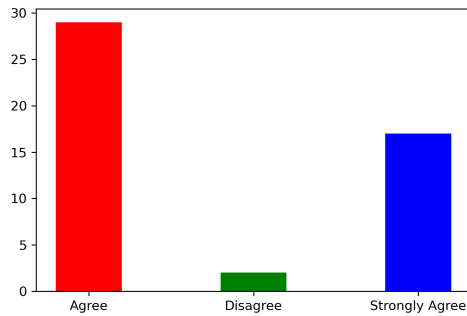
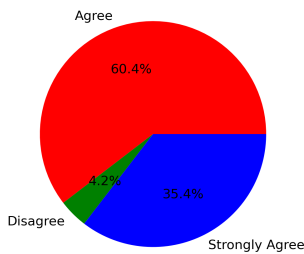
**6. The course has helped you to apply ethical principles and make ethical choices for the larger interest of Enterprise, Public and Society.**

Strongly Agree [4] =29.17% Agree [3] =68.75% Disagree [2] =2.08% Not sure [1] =0



**7. The course has helped you to engage in independent and life-long learning so that you may evolve as a responsible Corporate Leader.**

Strongly Agree [4] =35.42% Agree [3] =60.42% Disagree [2] =4.17% Not sure [1] =0



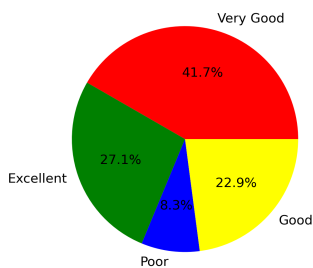
**Summary**

Strongly Agree: 32.44%  
 Agree: 63.99%  
 Disagree: 2.68%  
 Not Sure: 0.89%

**Feedback on Facilities**

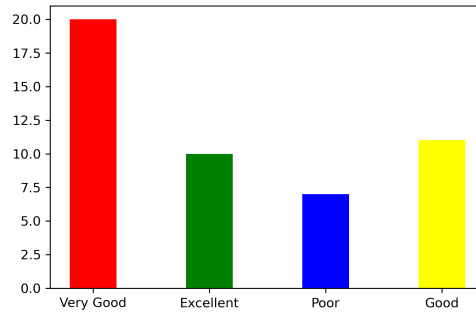
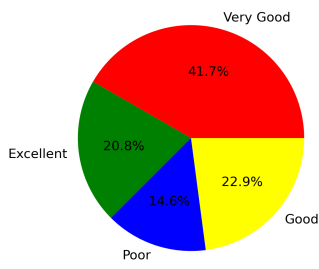
**1. Water facility**

Excellent [4] =27.08% Very Good [3] =41.67% Good [2] =22.92% Poor [1] =8.33%



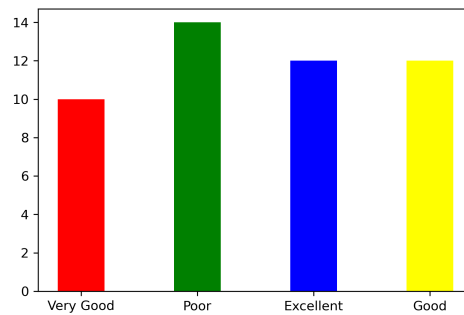
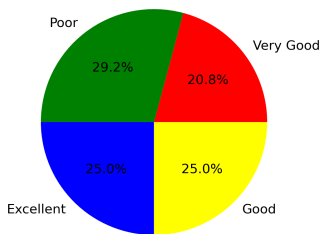
## 2. Cleanliness and Hygiene

Excellent [4] =20.83% Very Good [3] =41.67% Good [2] =22.92% Poor [1] =14.58%



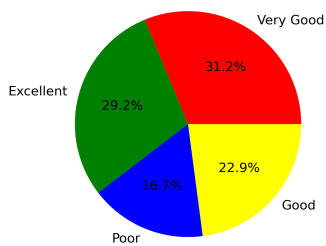
## 3. Canteen facility

Excellent [4] =25.0% Very Good [3] =20.83% Good [2] =25.0% Poor [1] =29.17%



## 4. Internet facility

Excellent [4] =29.17% Very Good [3] =31.25% Good [2] =22.92% Poor [1] =16.67%



---

## Summary

Excellent: 25.52%  
Very Good: 33.85%  
Good: 23.44%  
Poor: 17.19%

---

**This is a computer generated statement and does not require a signature.**