



Semester End Feedback

Academic Year: 2022-23

INFORMATION TECHNOLOGY

(First Year)

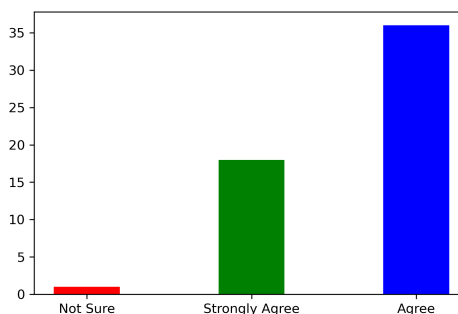
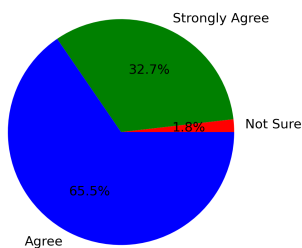
Even Semester

Feedback on Academics

Total No. of Students participated in the survey: 55

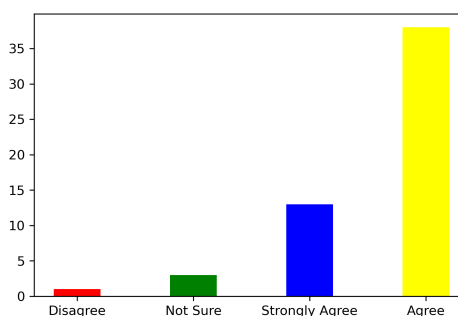
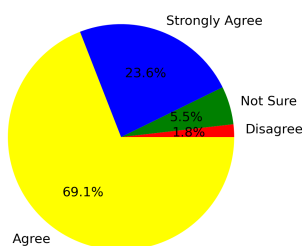
1. Did you acquire any new technical or scientific knowledge?

Strongly Agree [4] =32.73% Agree [3] =65.45% Disagree [2] =0 Not sure [1] =1.82%



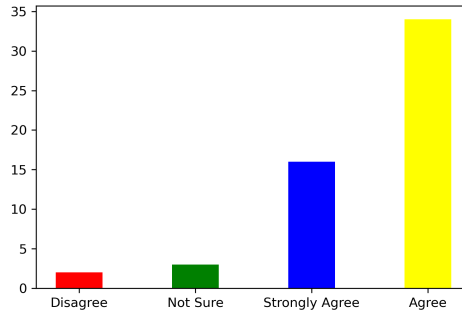
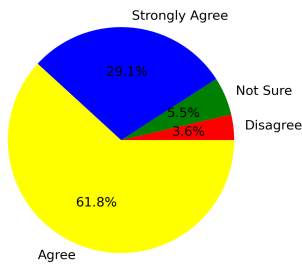
2. Are you able to apply the knowledge and skills you gained in real life problem solving?

Strongly Agree [4] =23.64% Agree [3] =69.09% Disagree [2] =1.82% Not sure [1] =5.45%



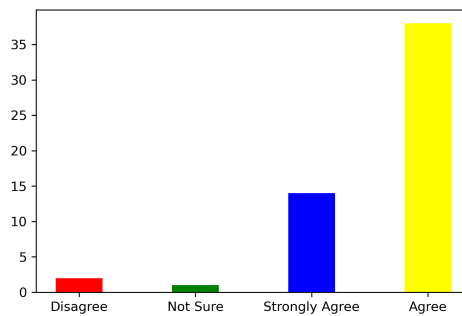
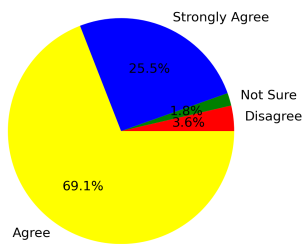
3. Are the subjects you studied relevant to the current industry need?

Strongly Agree [4] =29.09% Agree [3] =61.82% Disagree [2] =3.64% Not sure [1] =5.45%



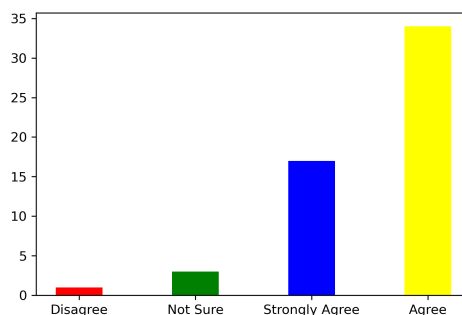
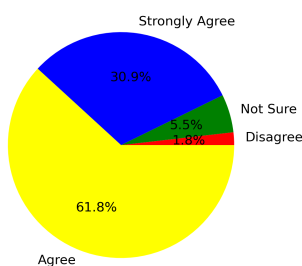
4. Availability and adequacy of modern tools in the laboratories?

Strongly Agree [4] =25.45% Agree [3] =69.09% Disagree [2] =3.64% Not sure [1] =1.82%



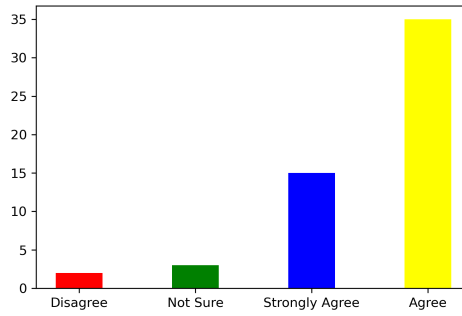
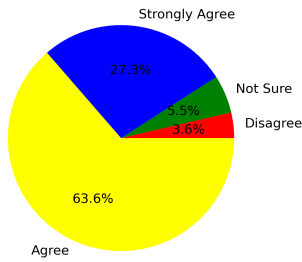
5. Are the experiments/practical prescribed in the subjects/courses helpful for your future?

Strongly Agree [4] =30.91% Agree [3] =61.82% Disagree [2] =1.82% Not sure [1] =5.45%



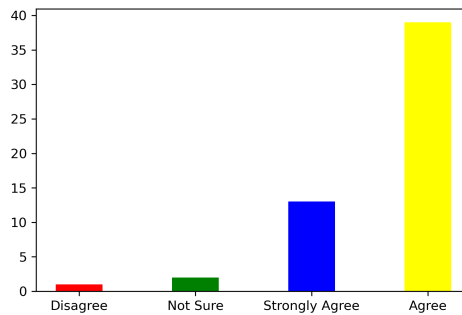
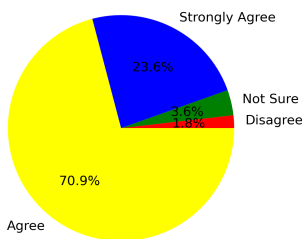
6. How is the mentorship and counselling process in the department?

Strongly Agree [4] =27.27% Agree [3] =63.64% Disagree [2] =3.64% Not sure [1] =5.45%



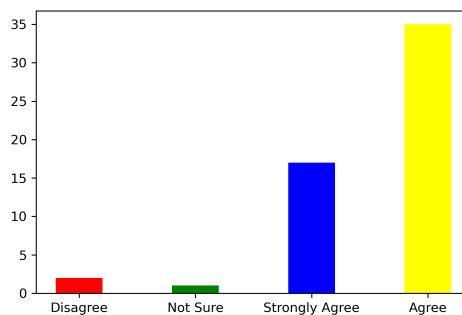
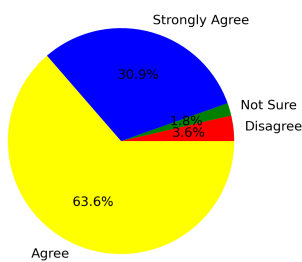
7. How is the overall learning environment?

Strongly Agree [4] =23.64% Agree [3] =70.91% Disagree [2] =1.82% Not sure [1] =3.64%



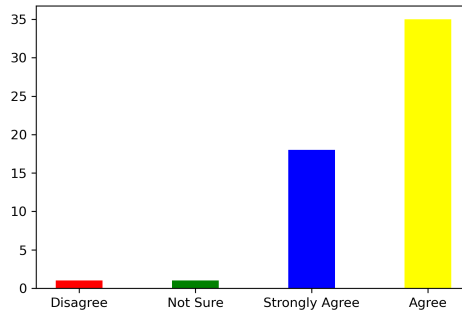
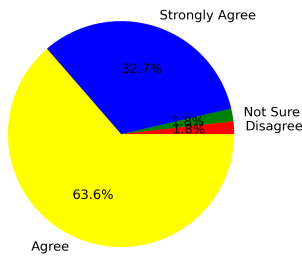
8. Did you improve your communication skill?

Strongly Agree [4] =30.91% Agree [3] =63.64% Disagree [2] =3.64% Not sure [1] =1.82%



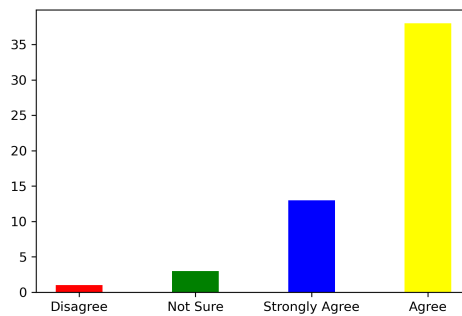
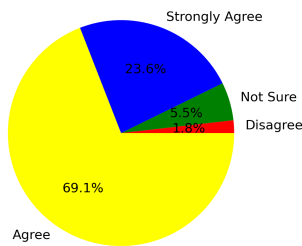
9. Are the teachers able to demonstrate the required knowledge and skills?

Strongly Agree [4] =32.73% Agree [3] =63.64% Disagree [2] =1.82% Not sure [1] =1.82%



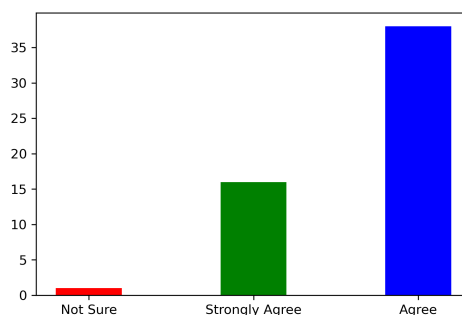
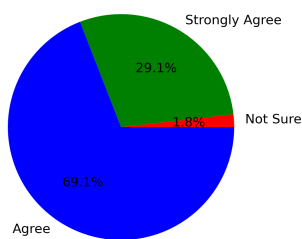
10. Is the pedagogy used by the teachers effective and interesting?

Strongly Agree [4] =23.64% Agree [3] =69.09% Disagree [2] =1.82% Not sure [1] =5.45%



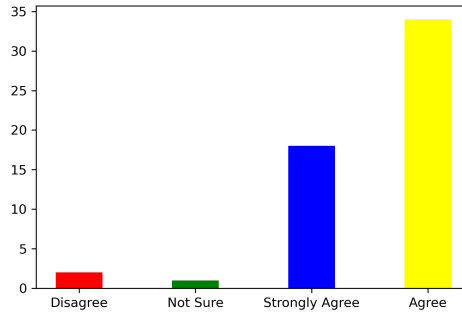
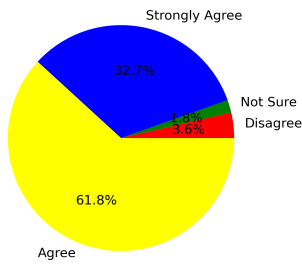
11. Are the opportunities provided for cocurricular and extracurricular activities?

Strongly Agree [4] =29.09% Agree [3] =69.09% Disagree [2] =0 Not sure [1] =1.82%



12. Are events (workshop/seminar/webinar etc.) conducted for the holistic development of the students and to bridge industry-academia gap?

Strongly Agree [4] =32.73% Agree [3] =61.82% Disagree [2] =3.64% Not sure [1] =1.82%



Summary

Strongly Agree: 28.48%

Agree: 65.76%

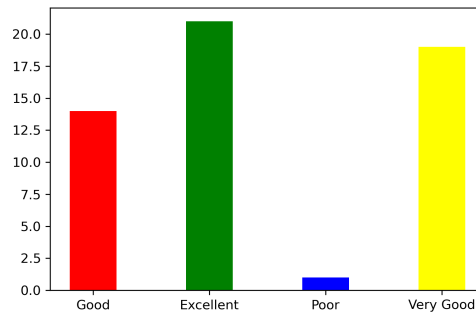
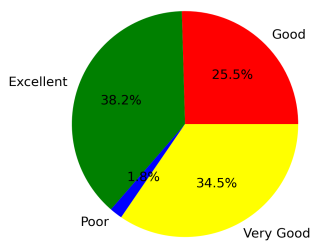
Disagree: 2.27%

Not Sure: 3.48%

Feedback on Facilities

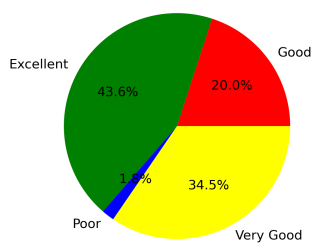
1. Laboratory facility

Excellent [4] =38.18% Very Good [3] =34.55% Good [2] =25.45% Poor [1] =1.82%



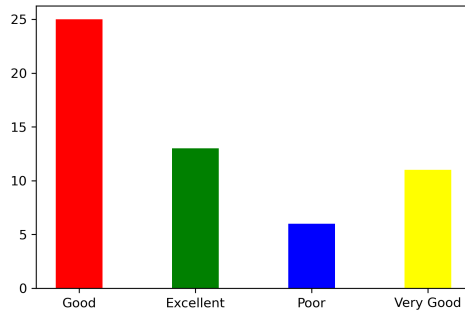
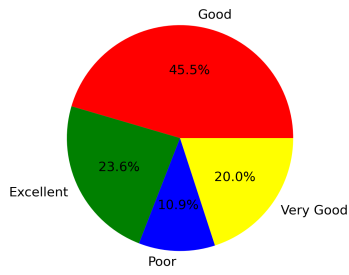
2. Library facility

Excellent [4] =43.64% Very Good [3] =34.55% Good [2] =20.0% Poor [1] =1.82%



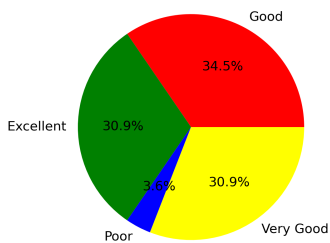
3. Hostel facility (if applicable)

Excellent [4] =23.64% Very Good [3] =20.0% Good [2] =45.45% Poor [1] =10.91%



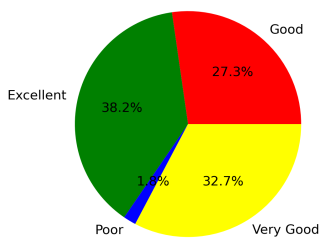
4. Sports facility

Excellent [4] =30.91% Very Good [3] =30.91% Good [2] =34.55% Poor [1] =3.64%



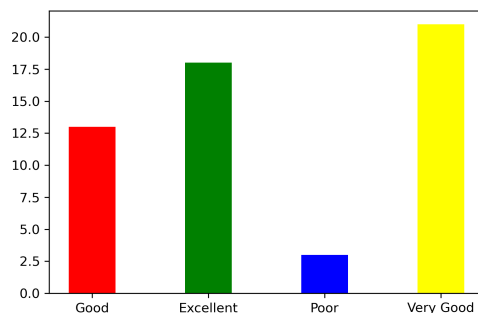
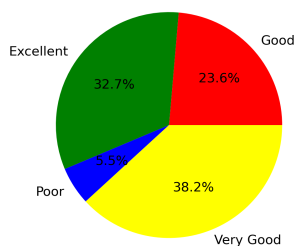
5. Water facility

Excellent [4] =38.18% Very Good [3] =32.73% Good [2] =27.27% Poor [1] =1.82%



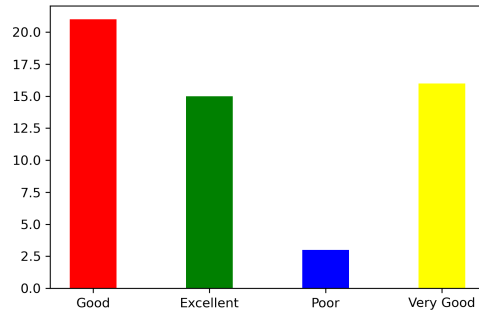
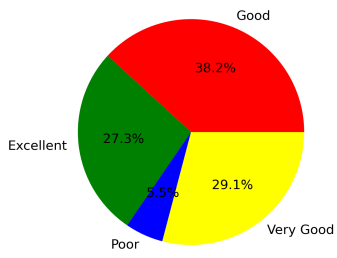
6. Cleanliness and Hygiene

Excellent [4] =32.73% Very Good [3] =38.18% Good [2] =23.64% Poor [1] =5.45%



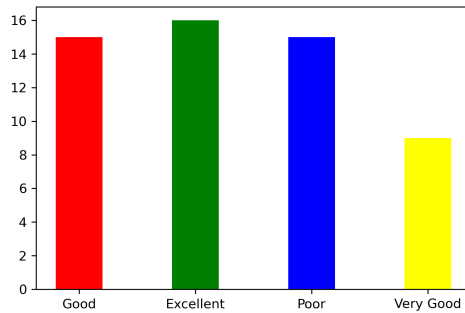
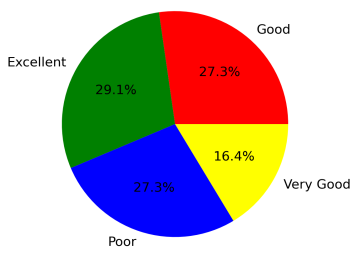
7. Canteen facility

Excellent [4] =27.27% Very Good [3] =29.09% Good [2] =38.18% Poor [1] =5.45%



8. Internet facility

Excellent [4] =29.09% Very Good [3] =16.36% Good [2] =27.27% Poor [1] =27.27%



Summary

Excellent: 32.95%
Very Good: 29.55%
Good: 30.23%
Poor: 7.27%

This is a computer generated statement and does not require a signature.