



Semester End Feedback

Academic Year: 2022-23

ELECTRICAL ENGINEERING

(First Year)

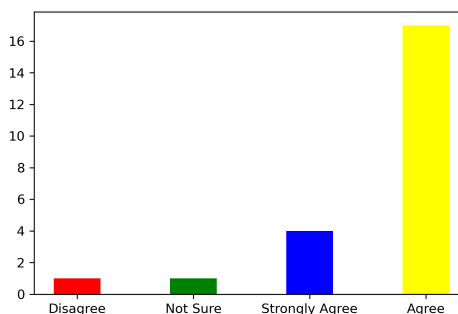
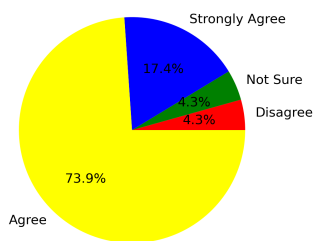
Even Semester

Feedback on Academics

Total No. of Students participated in the survey: 23

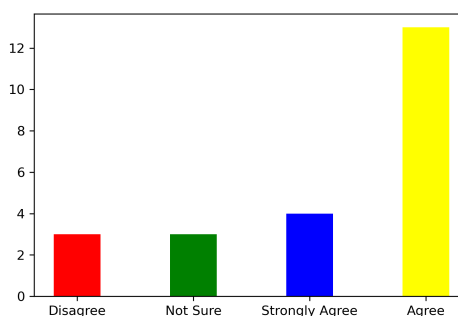
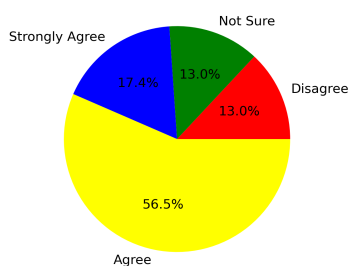
1. Did you acquire any new technical or scientific knowledge?

Strongly Agree [4] =17.39% Agree [3] =73.91% Disagree [2] =4.35% Not sure [1] =4.35%



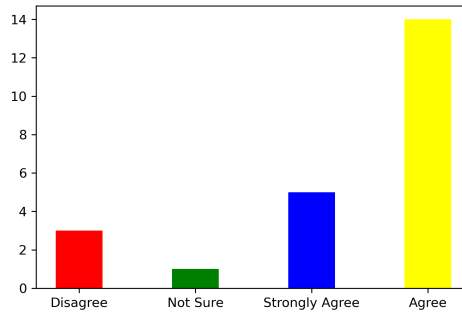
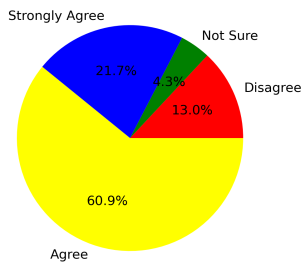
2. Are you able to apply the knowledge and skills you gained in real life problem solving?

Strongly Agree [4] =17.39% Agree [3] =56.52% Disagree [2] =13.04% Not sure [1] =13.04%



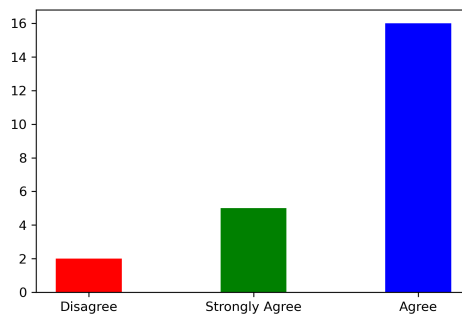
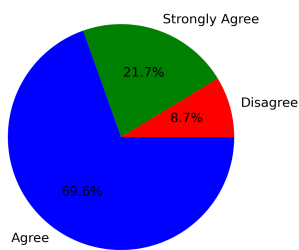
3. Are the subjects you studied relevant to the current industry need?

Strongly Agree [4] =21.74% Agree [3] =60.87% Disagree [2] =13.04% Not sure [1] =4.35%



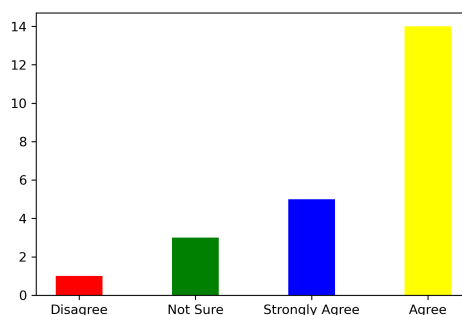
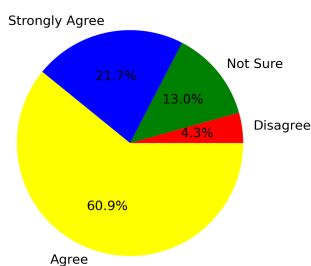
4. Availability and adequacy of modern tools in the laboratories?

Strongly Agree [4] =21.74% Agree [3] =69.57% Disagree [2] =8.7% Not sure [1] =0



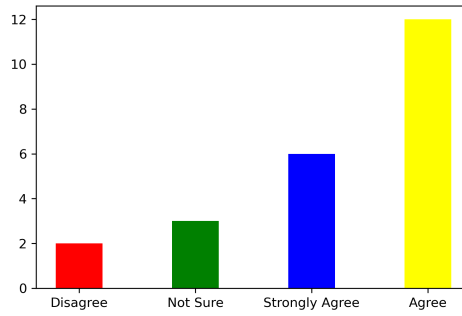
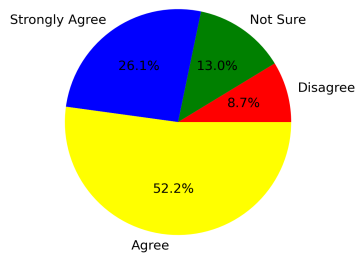
5. Are the experiments/practical prescribed in the subjects/courses helpful for your future?

Strongly Agree [4] =21.74% Agree [3] =60.87% Disagree [2] =4.35% Not sure [1] =13.04%



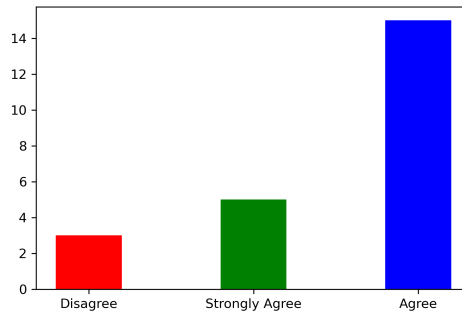
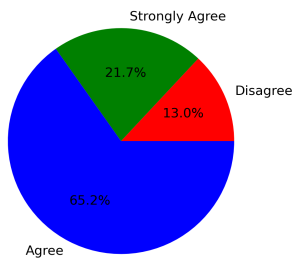
6. How is the mentorship and counselling process in the department?

Strongly Agree [4] =26.09% Agree [3] =52.17% Disagree [2] =8.7% Not sure [1] =13.04%



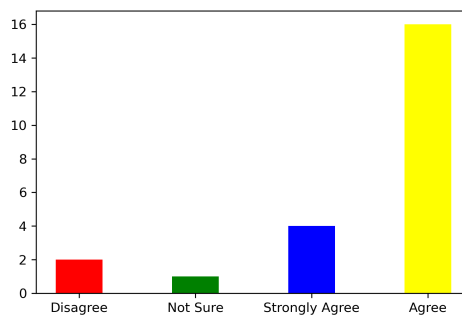
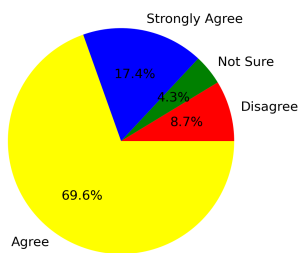
7. How is the overall learning environment?

Strongly Agree [4] =21.74% Agree [3] =65.22% Disagree [2] =13.04% Not sure [1] =0



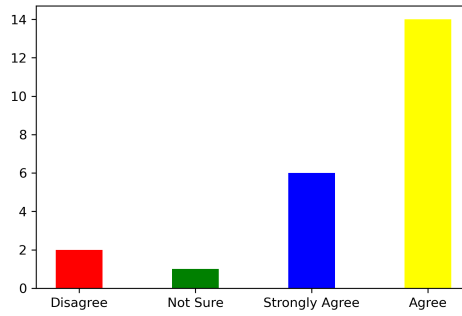
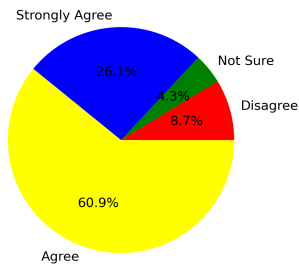
8. Did you improve your communication skill?

Strongly Agree [4] =17.39% Agree [3] =69.57% Disagree [2] =8.7% Not sure [1] =4.35%



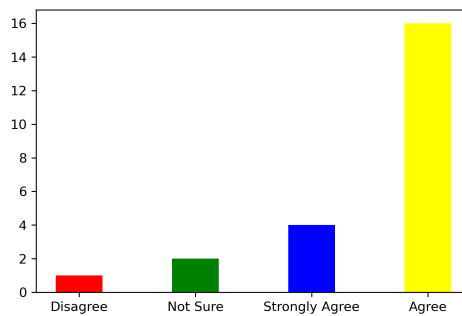
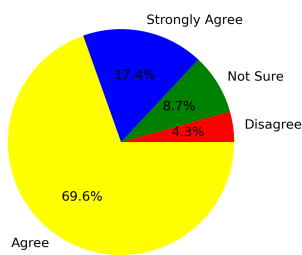
9. Are the teachers able to demonstrate the required knowledge and skills?

Strongly Agree [4] =26.09% Agree [3] =60.87% Disagree [2] =8.7% Not sure [1] =4.35%



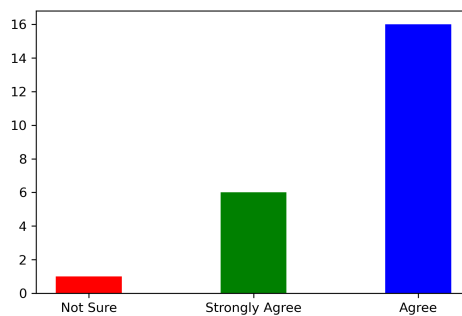
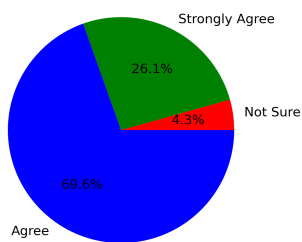
10. Is the pedagogy used by the teachers effective and interesting?

Strongly Agree [4] =17.39% Agree [3] =69.57% Disagree [2] =4.35% Not sure [1] =8.7%



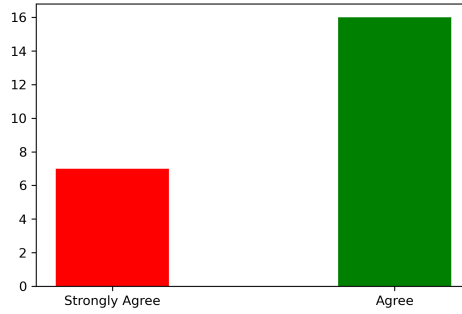
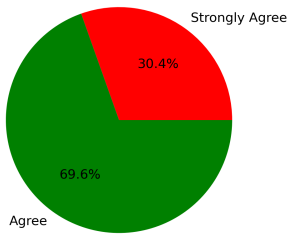
11. Are the opportunities provided for cocurricular and extracurricular activities?

Strongly Agree [4] =26.09% Agree [3] =69.57% Disagree [2] =0 Not sure [1] =4.35%



12. Are events (workshop/seminar/webinar etc.) conducted for the holistic development of the students and to bridge industry-academia gap?

Strongly Agree [4] =30.43% Agree [3] =69.57% Disagree [2] =0 Not sure [1] =0



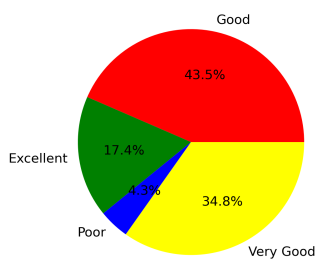
Summary

Strongly Agree: 22.1%
 Agree: 64.86%
 Disagree: 7.25%
 Not Sure: 5.8%

Feedback on Facilities

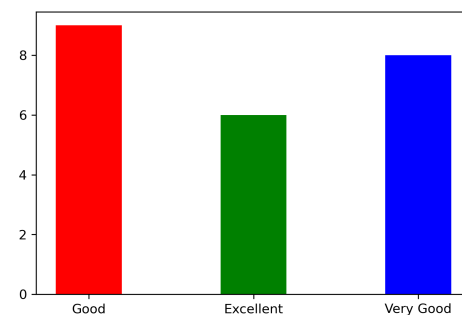
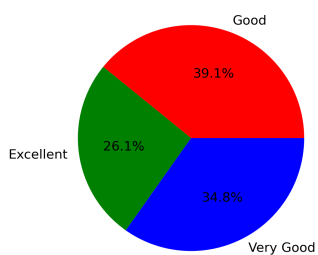
1. Laboratory facility

Excellent [4] =17.39% Very Good [3] =34.78% Good [2] =43.48% Poor [1] =4.35%



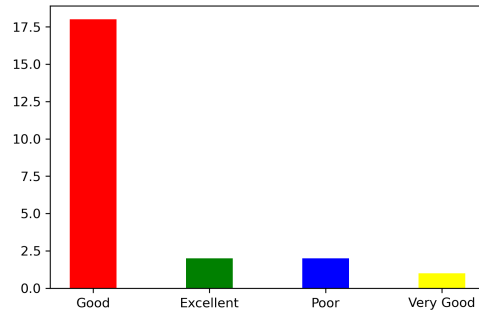
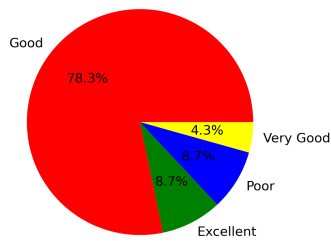
2. Library facility

Excellent [4] =26.09% Very Good [3] =34.78% Good [2] =39.13% Poor [1] =0



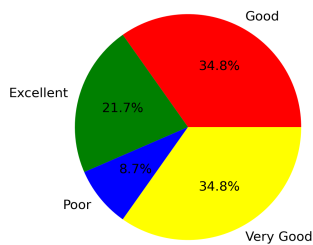
3. Hostel facility (if applicable)

Excellent [4] =8.7% Very Good [3] =4.35% Good [2] =78.26% Poor [1] =8.7%



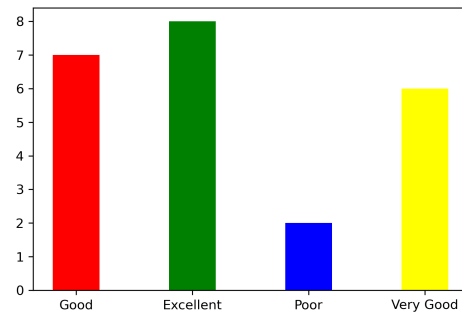
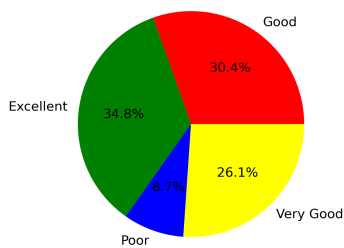
4. Sports facility

Excellent [4] =21.74% Very Good [3] =34.78% Good [2] =34.78% Poor [1] =8.7%



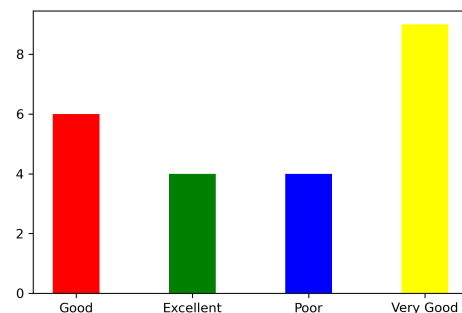
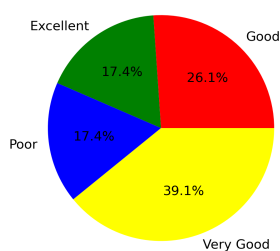
5. Water facility

Excellent [4] =34.78% Very Good [3] =26.09% Good [2] =30.43% Poor [1] =8.7%



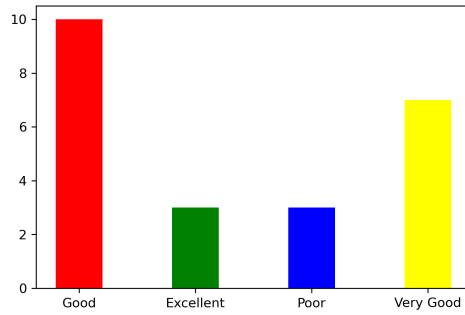
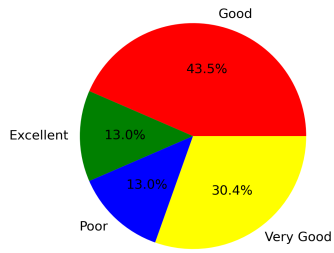
6. Cleanliness and Hygiene

Excellent [4] =17.39% Very Good [3] =39.13% Good [2] =26.09% Poor [1] =17.39%



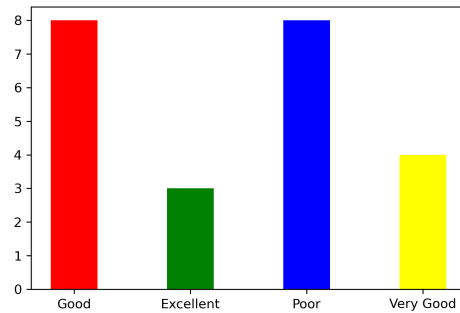
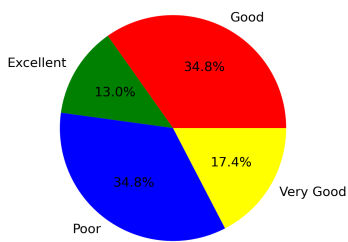
7. Canteen facility

Excellent [4] =13.04% Very Good [3] =30.43% Good [2] =43.48% Poor [1] =13.04%



8. Internet facility

Excellent [4] =13.04% Very Good [3] =17.39% Good [2] =34.78% Poor [1] =34.78%



Summary

Excellent: 19.02%
Very Good: 27.72%
Good: 41.3%
Poor: 11.96%

This is a computer generated statement and does not require a signature.