



## Semester End Feedback

Academic Year: 2022-23

### ELECTRONICS & COMMUNICATION ENGINEERING

(First Year)

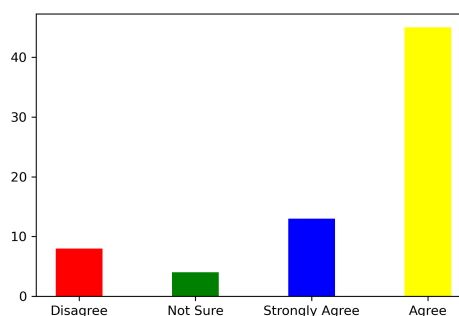
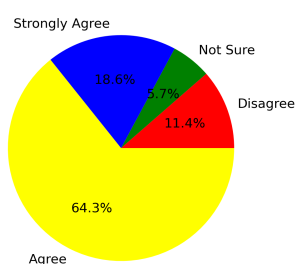
Even Semester

### Feedback on Academics

Total No. of Students participated in the survey: 70

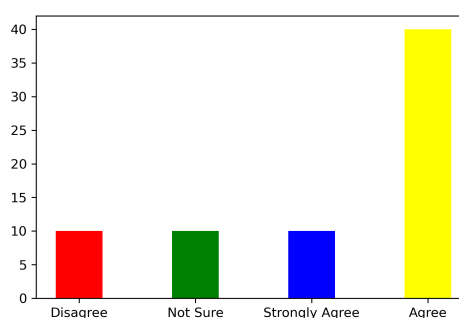
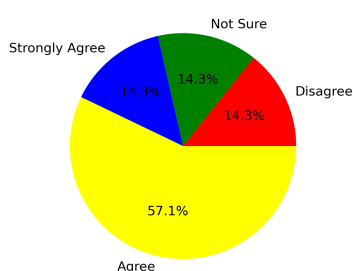
#### 1. Did you acquire any new technical or scientific knowledge?

Strongly Agree [4] =18.57% Agree [3] =64.29% Disagree [2] =11.43% Not sure [1] =5.71%



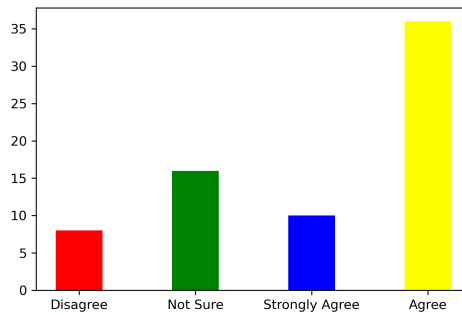
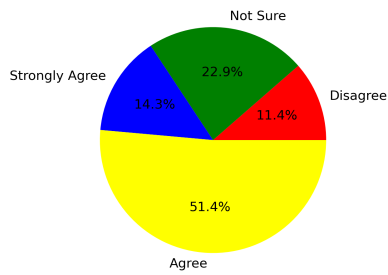
#### 2. Are you able to apply the knowledge and skills you gained in real life problem solving?

Strongly Agree [4] =14.29% Agree [3] =57.14% Disagree [2] =14.29% Not sure [1] =14.29%



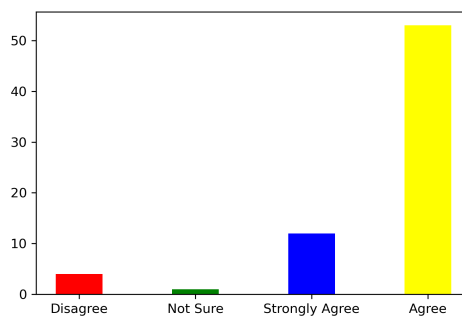
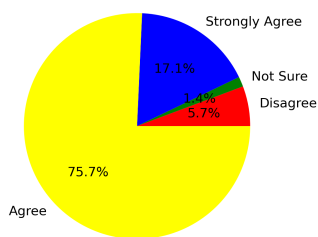
#### 3. Are the subjects you studied relevant to the current industry need?

Strongly Agree [4] =14.29% Agree [3] =51.43% Disagree [2] =11.43% Not sure [1] =22.86%



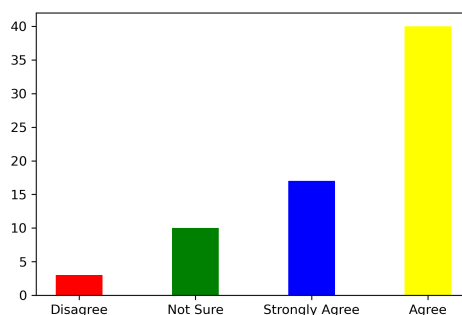
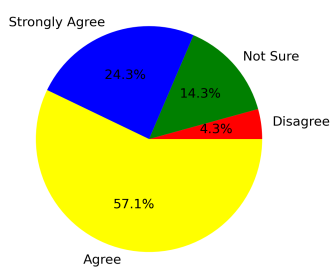
#### 4. Availability and adequacy of modern tools in the laboratories?

Strongly Agree [4] =17.14% Agree [3] =75.71% Disagree [2] =5.71% Not sure [1] =1.43%



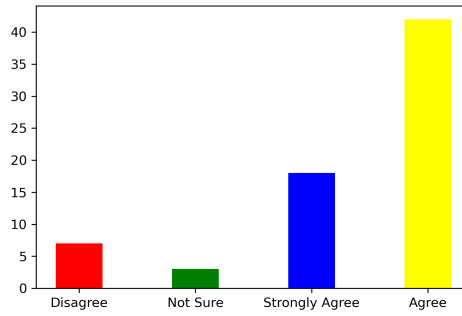
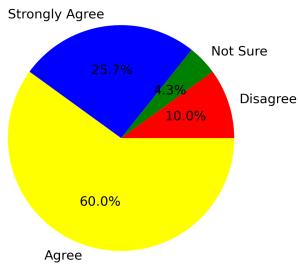
#### 5. Are the experiments/practical prescribed in the subjects/courses helpful for your future?

Strongly Agree [4] =24.29% Agree [3] =57.14% Disagree [2] =4.29% Not sure [1] =14.29%



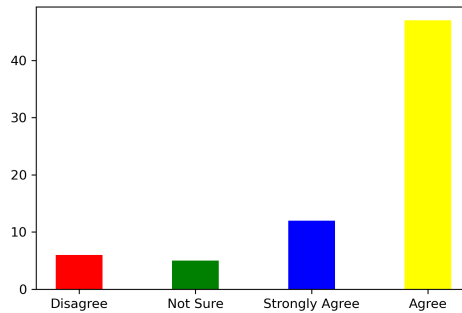
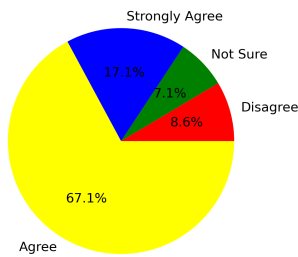
#### 6. How is the mentorship and counselling process in the department?

Strongly Agree [4] =25.71% Agree [3] =60.0% Disagree [2] =10.0% Not sure [1] =4.29%



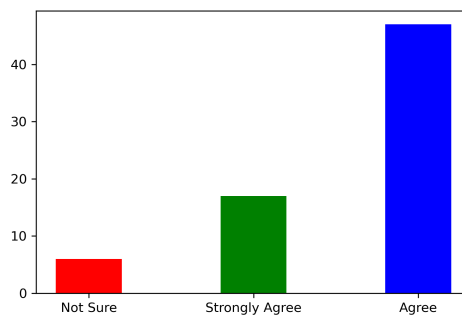
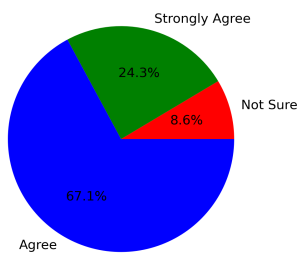
### 7. How is the overall learning environment?

Strongly Agree [4] =17.14% Agree [3] =67.14% Disagree [2] =8.57% Not sure [1] =7.14%



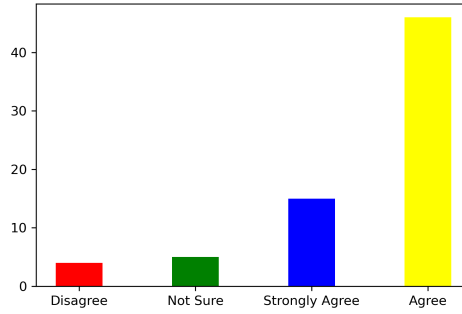
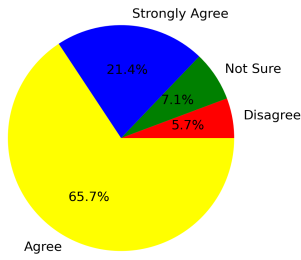
### 8. Did you improve your communication skill?

Strongly Agree [4] =24.29% Agree [3] =67.14% Disagree [2] =0 Not sure [1] =8.57%



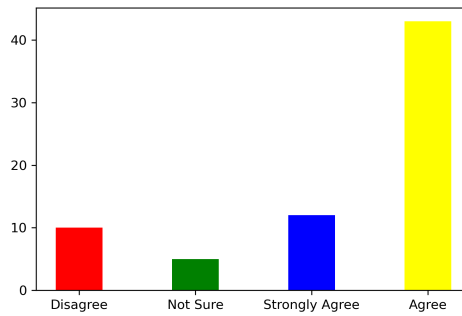
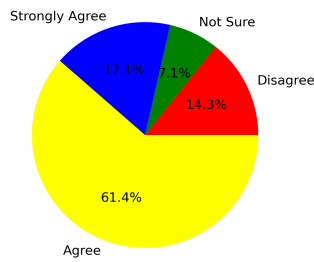
### 9. Are the teachers able to demonstrate the required knowledge and skills?

Strongly Agree [4] =21.43% Agree [3] =65.71% Disagree [2] =5.71% Not sure [1] =7.14%



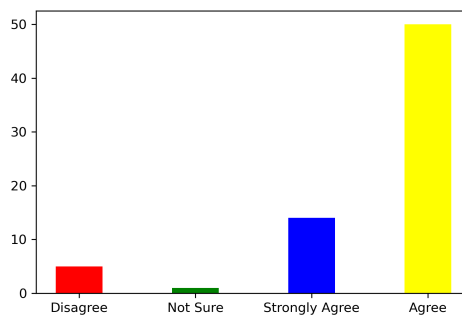
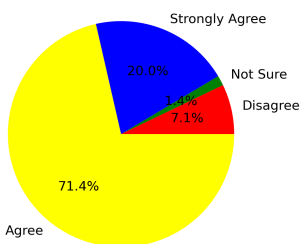
**10. Is the pedagogy used by the teachers effective and interesting?**

Strongly Agree [4] =17.14% Agree [3] =61.43% Disagree [2] =14.29% Not sure [1] =7.14%



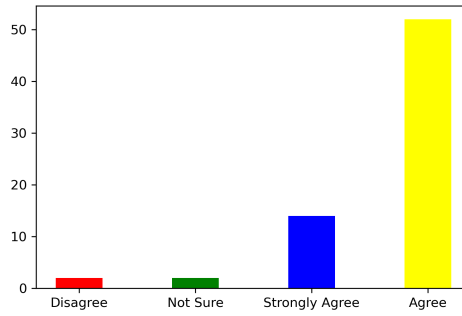
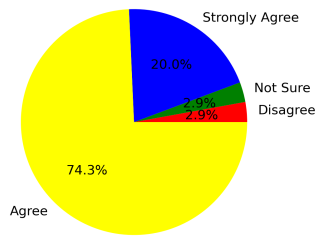
**11. Are the opportunities provided for cocurricular and extracurricular activities?**

Strongly Agree [4] =20.0% Agree [3] =71.43% Disagree [2] =7.14% Not sure [1] =1.43%



**12. Are events (workshop/seminar/webinar etc.) conducted for the holistic development of the students and to bridge industry-academia gap?**

Strongly Agree [4] =20.0% Agree [3] =74.29% Disagree [2] =2.86% Not sure [1] =2.86%



## Summary

Strongly Agree: 19.52%

Agree: 64.4%

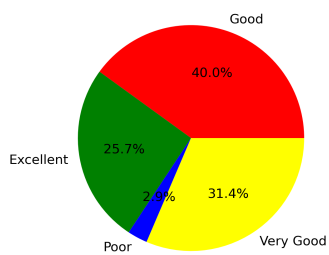
Disagree: 7.98%

Not Sure: 8.1%

## Feedback on Facilities

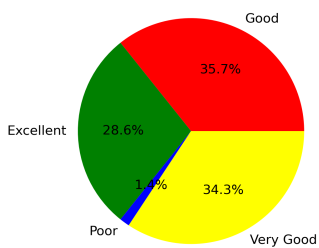
### 1. Laboratory facility

Excellent [4] =25.71% Very Good [3] =31.43% Good [2] =40.0% Poor [1] =2.86%



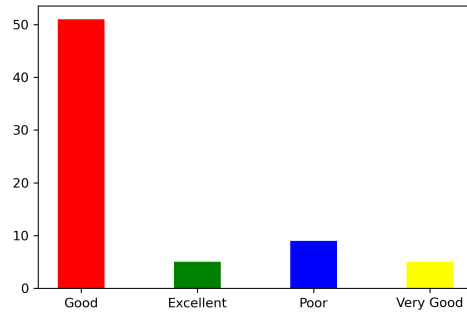
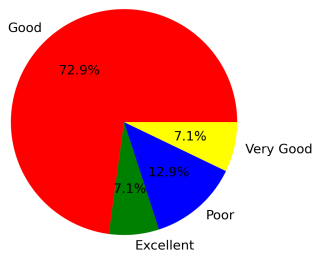
### 2. Library facility

Excellent [4] =28.57% Very Good [3] =34.29% Good [2] =35.71% Poor [1] =1.43%



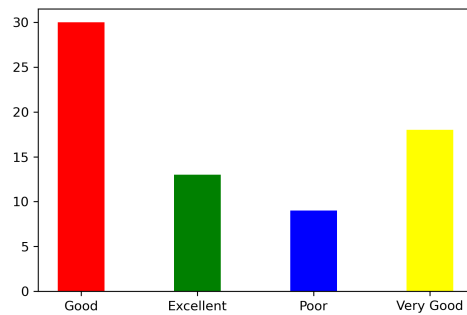
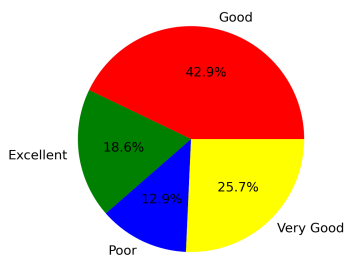
### 3. Hostel facility (if applicable)

Excellent [4] =7.14% Very Good [3] =7.14% Good [2] =72.86% Poor [1] =12.86%



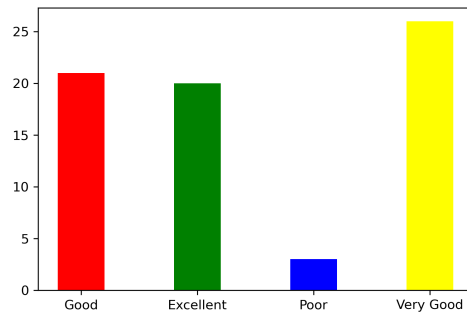
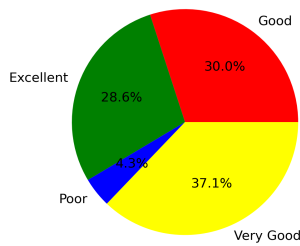
### 4. Sports facility

Excellent [4] =18.57% Very Good [3] =25.71% Good [2] =42.86% Poor [1] =12.86%



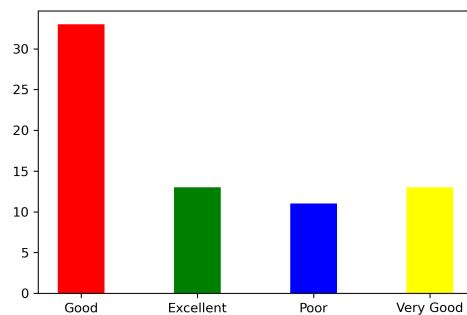
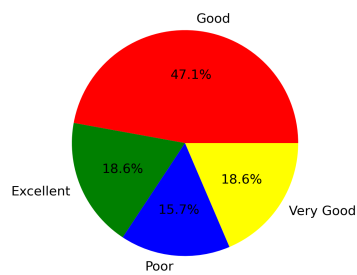
### 5. Water facility

Excellent [4] =28.57% Very Good [3] =37.14% Good [2] =30.0% Poor [1] =4.29%



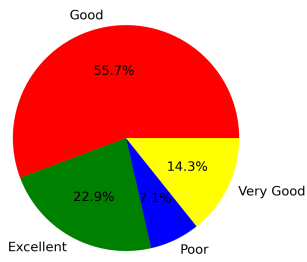
### 6. Cleanliness and Hygiene

Excellent [4] =18.57% Very Good [3] =18.57% Good [2] =47.14% Poor [1] =15.71%



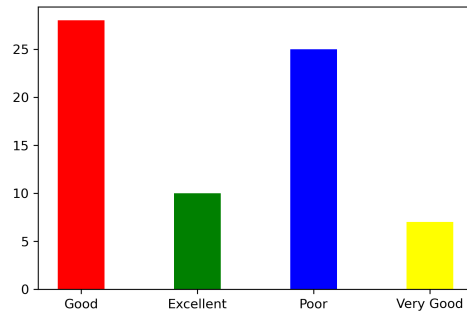
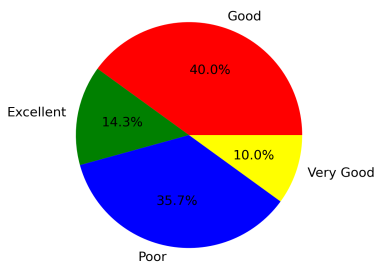
### 7. Canteen facility

Excellent [4] =22.86% Very Good [3] =14.29% Good [2] =55.71% Poor [1] =7.14%



## 8. Internet facility

Excellent [4] =14.29% Very Good [3] =10.0% Good [2] =40.0% Poor [1] =35.71%



---

## Summary

Excellent: 20.54%  
Very Good: 22.32%  
Good: 45.54%  
Poor: 11.61%

---

**This is a computer generated statement and does not require a signature.**